

WOOD WORDS

"HOBBS"ERVATIONS - PRESIDENT'S THOUGHTS AND COMMENTS

PUBLISHED BY THE KANSAS CITY WOODWORKERS GUILD

1717 WASHINGTON ST * KANSAS CITY * MO * 64108

EDITOR: STEPHAN VANDENBROUCKE

IN THIS ISSUE...

Note: You may go directly to any article in the newsletter by simply clicking on the article name below, in the Table of Contents:

Brief article as my wife and I are visiting dear old friends in (seriously) Hong Kong, China!

It's great to see craftsmanship from cultures around the world and across the centuries. These pics are from the Palace Museum in the Kowloon neighborhood. Cool stuff!



It has been an amazing week but I'm looking forward to getting back to the US. There's no place like home!



See you around the guild.

Cal Hobbs
KCWG
President
president@kwcg.net



"HOBBS"ERVATIONS - President's Thoughts and Comments	1
The Rants and Ravings of the Vice President	3
35th Annual Groundhog Day Tool Meet.....	4
Member Projects Doug Courtright & Kathryn Dingley .	5
February Woodworker: Release Your Inner Skills.....	6
Member Projects - Greg Volkland & Bob Metzler	9
From the Shop	10
Message from the Safety Director	12
Member Projects - Ron Lomax & Terry Johnston	14
February Library News	15
New Member Welcome	17
Guild Ambassadors	19
Membership Renewal 2025.....	19
Sponsorship Notes and News	20
Member Projects - John Moore.....	21
Know Your Foreman.....	22
Miniature Museum Field Trip in Planning Stage.....	22
Introduction of the New "Wood Scrap" Program.....	23
Guild Gift Certificates Available for Purchase	23
CNC SIG Update	24
February 2025 Open Shop Schedule.....	26
Tentative March 2025 Open Shop Schedule.....	27
February 2025 - Machine Safety Review	28
Guild Contacts and Service Directory	30

Bloomer



Hardwoods

Offered Services

- Log Milling
- Custom Drying 20,000 bf
- Planing
- Straight lining
- Glued Panels
- Wide Belt Sanding
- Profile Replication
- Custom Moulding
- Template matching of existing pattern

Phone: 816.330.3596

13585 45 Highway, Platte City, MO 64079

Hours: MONDAY - FRIDAY 8:30AM - 4:30PM

Products Available at Bloomer Hardwoods

- Ash 4/4 & 8/4
- Cedar Aromatic
- 4/4, 8/4, & 12/4
- Cherry 4/4, 8/4 & 12/4
- Maple 4/4
- Pecan 4/4 & 8/4
- Red Oak 4/4 & 8/4
- Walnut 4/4 & 8/4
- White Oak 4/4
- Plywood for Cabinets
- And many other Local Hardwoods

THE RANTS AND RAVINGS OF THE VICE PRESIDENT

Enhance Your Safety Eyewear Experience with the RX-Safety.com App

Finding the perfect prescription safety glasses just got easier! The RX-Safety.com app is now available for download on your mobile device. Search for “rx-safety” in your app store. Install the app and Shop to your hearts content.

Accurate pupillary distance is crucial for ordering safety glasses. Several apps are available (search “pupil distance”) to assist with this measurement. While these are typically paid apps (around \$2-\$3), they ensure accurate measurements for a proper fit. Simply download, follow the instructions, and use the results when placing your order.

Shop Enhancements: New Planer and Tenon Cutter

The shop has recently acquired a new Powermatic 18-inch 3-phase planer, We will be replacing the existing 15-inch Powermatic model. This heavy-duty planer features a near-new helical cutter head for superior surface finishing and increased power. It will be operational shortly. Additionally, a tenon cutting machine is being acquired to streamline turf box order preparation. Delivery is expected before Wednesday’s membership meeting.

Call for Volunteers: Expanding the Board of Directors and LC Committee

The Guild’s continued growth necessitates an expansion of the Board of Directors and LC Committee. To distribute workload and enhance member experience, the following Director positions are being created: Director of Library Services, Director of Social Media Services (OPEN), Director of Video Production, Director of Web Services (OPEN), Director of Special Interest Affairs (OPEN), Vice President of Information Services, and Director of Publications and Printed Materials.

Each position also has an Assistant Director role. Currently, all Assistant Director positions are open except for Video Production. Directorships marked “OPEN” are needing candidates. We encourage members to consider volunteering their time and talents to ensure the Guild’s continued success. Notify any LC member or Board Member. Email addresses for each can be found on the last page of the newsletter.

Membership Update

Thanks to the efforts of Carole Shelton, Director of Membership, and her team, membership recruitment has seen a significant increase. Their outreach has been highly successful. Please thank Carole and her team for their dedication and consider volunteering for the 2025 recruitment drive.

Important Safety Reminder: Proper Eye Protection Required

A serious safety concern has arisen regarding the use of non-approved prescription glasses (without side shields) in the shop. This practice is unacceptable. Members are reminded that OSHA-approved safety glasses (Z87 rated) are mandatory at all times in the shop. Failure to comply will result in consequences, including suspension from the shop, green tag revocation, and mandatory safety recertification. Foremen are tasked with enforcing this rule, a responsibility they find challenging. Please prioritize safety and wear appropriate eye protection and other necessary PPE.

AED Update

The shop’s AED is temporarily out of service. The Board of Directors is consulting legal counsel to ensure proper certification for AED operation. The AED will be returned to service as soon as all legal requirements are met and any deficiencies are addressed. This

Continued on Page 4

Continued from page 3

measure is being taken to ensure the safety and well-being of all members.

Shop Activity and Appreciation

The shop has remained busy and productive throughout the post-holiday period. Members are engaged in a variety of projects, creating a positive and collaborative atmosphere. The Guild appreciates the contributions of all members, instructors, foremen, and volunteers who make the shop a thriving community. Your participation, support, and willingness to help are invaluable. We appreciate seeing you in the shop and look forward to your continued involvement.

New Assistant Director of Assets

Glenn Carney has joined Director of Assets Chuck Saunders in maintaining the Guild's equipment and helping out with the massive effort Chuck puts forth every day keeping the Guild's machines, facilities and keeping open shop periods staffed with foreman. Another person giving of their time to keep the Guild running smoothly. Thanks Glenn and welcome aboard!

One More Thing

Very recently, Allen Lisko signed onto the LC Committee as the Assistant Director of Sponsorship.

Already we are seeing movement on the front of contacting our legacy sponsors to guide them in getting their sponsorships renewed for 2025. Allen and Duane are both looking for new opportunities to bring new sponsors into the Guild fold.

Sponsors keep the Guild vibrant with new opportunities and the Guild is the recipient of new knowledge about the latest woodworking products to hit the market, members enjoy the benefit of discounts that are made available by sponsors and get to know many of the employees of our more dedicated sponsors.

If you know of any companies or even individuals that may benefit from becoming a Kansas City Woodworkers' Guild sponsor, please see or message Director of Sponsorship Duane Miller or Assistant Director of Sponsorship Allen Lisko. Email addresses for both of these gentlemen can be found on the last page of this issue of the Wood Words magazine.

Ron Haw
Vice President
vicepresident@kwcwg.net



35TH ANNUAL GROUNDHOG DAY TOOL MEET

SPONSORED BY **MID-WEST TOOL COLLECTORS ASSOCIATION**

BUY, SELL or TRADE ANTIQUE AND COLLECTIBLE TOOLS

SATURDAY, FEBRUARY 22, 2025

9:30 A.M. to 3:00 P.M.

Veterans Event Center · 3335 W. Sunshine, Springfield, MO

The Center is on the west side of Springfield at the intersection of West Bypass and Sunshine(MO-413). Take Sunshine to Moore RD (Farm Rd 133 - 1st signal east of West Bypass) – turn north, and then take the next left, which will take you directly to the front of the Center – I'll have a couple of signs at the turn locations to help guide you in. It's in the same parking lot as Mike's Unique Collectables and Antique Flea Market.

ADMISSION: \$15.00 for each member AND each guest of a member

There is no charge for spouses and kids under 16

MEMBER PROJECTS DOUG COURTRIGHT & KATHRYN DINGLEY

**Doug Courtright****Tree Tray**

Materials Used: Mahogany, Walnut, Tigerwood, and Maple

Finish Used: Poly

Points of Interest: Template Inlay

Challenges Encountered: Corners

**Photos Courtesy
Neal Ray Shoger**

Kathryn Dingley**Cherry Trays**

Materials Used: Cherry

Finish Used: Water Based Poly

Points of Interest: The Complex Corners

Challenges Encountered: Learning compound angles including the 80° bottoms of the sides



FEBRUARY WOODWORKER: RELEASE YOUR INNER SKILLS

Whether you're a seasoned pro, a weekend hobbyist, or just starting to explore the magic of transforming wood, the Kansas City Woodworking Guild has something incredible to offer you.

Imagine:

Sharpening your skills: Our 2025 training program is packed with exciting opportunities to learn new techniques, master tools, and refine your craft. Get ready to dive into hands-on workshops and demos led by expert woodworkers.

Connecting with a passionate community: Join a network of fellow woodworkers who share your passion. Swap stories, exchange tips, and find inspiration at our monthly meetings and events.

Exclusive access and perks: As a member, you'll enjoy access to our Members-Only exclusive content, and a direct line to other members. Plus, you'll be the first to know about upcoming classes, workshops, and special events.

Be part of something bigger: Celebrate our 40-year legacy of woodworking excellence in Kansas City. We're not just a guild; we're a community of makers, creators, and woodworking enthusiasts.

Ready to take your woodworking to the next level?

Join us for First Fridays: Starting in April 2025, experience our revamped First Friday events. We're shaking things up with new formats and engaging activities that will spark your creativity and connect you with fellow members.

Volunteer and share your passion: Want

to get more involved? We'll have volunteer opportunities opening up in April. Share your love of woodworking and help us grow our vibrant community.

Don't miss out!

Renew your membership: Keep your woodworking journey going strong by renewing your membership through our Members-Only website area.

New member? Welcome aboard! Sign up today and receive your activation link to set up your password and unlock a world of woodworking possibilities.

Update your info: Make sure your email is current so you don't miss any guild news, class announcements, or special event invitations.

We can't wait to welcome you to the Kansas City Woodworking Guild!



Brian Rorabaugh

Vice President

Information Services

dir.communications@kcwg.net





This is an exciting month for Training at the Guild. We have a number of classes that will be opening for enrollment this month.

Garage Shop Income

First off, I am thrilled to announce that Stoane Loudenslager, of Wood and Stoane (www.woodandstoane.com) will be coming to the Guild courtesy of our friends at Woodcraft.

Stoane will be teaching a couple of classes at Woodcraft on April 11, and

they have arranged for him to come in early to provide a lecture on Garage Shop Income at the Guild on **April 10th**. Details are still being finalized, but space will be limited, and sign-ups will occur this month. Keep watching the Guild Classifieds and the Tuesday night class announcements for more information.

Project Finishing

The next session of Craig Arnold's popular Project Finishing class will be on **March 11, 12, and 13 (6:30-10 p.m.)** It's good to keep in mind that building your project is only 90% of the work. The other 10% is putting on a good finish. One of the biggest challenges to achieving a good finish is choosing the finish you want for your project. To help you, Craig Arnold will be teaching this finishing class in three fast-paced class meetings that will provide you with experience finishing a variety of woods along with knowledge about various finishing materials and processes.

This class will open for enrollment on **Tuesday, February 18th at 7 p.m.**

In addition, I am pleased to announce future dates for Project Finishing for 2025:

June 10, 11, 12, Tuesday-Thursday, 6:30-10 p.m. (enrollment opens on 4/29)

September 23, 24, 25, Tuesday-Thursday, 6:30-10 p.m. (enrollment opens on 8/12)

November 11, 12, 13, Tuesday-Thursday, 6:30-10 p.m. (enrollment opens on 9/30)

Shop Workbench

Over the course of two weekends, **April 5, 6, 12, and 13**, Kevin Thomas will once again offer his popular Shop Workbench class. The fundamental tool of any well-equipped shop is the workbench. Students in this class will build a Holtzapffel-style bench, a sturdy 2x6 foot bench complete with two vises. Not only is this workbench the heart of any woodshop, but it is also an heirloom piece to pass on to future generations of woodworkers.

This class will open for enrollment on **Tuesday, February 18th at 7 p.m.**

Continued on Page 8

Continued from page 7

Hand Tool Woodworking

The popular Hand Tool Woodworking class will also open for enrollment this month. Led by Dave Kraatz, Wayne Peterson, Richard DeWitt, Bruce Kunz, Steve Erickson, and Alex Bear, this class is designed to acquaint woodworkers with the use of classical hand tools such as planes, saws, chisels, and drills that were in common usage before the current power tool availability.

The class will meet over ten weeks on **Thursday nights (April 10 – June 12, 7-10 p.m.)** and will help students develop their skills with saws, chisels, and hand planes. In the process, students will build a Shaker-style bench.

This class will open for enrollment on **Tuesday, February 25th at 7 p.m.**

Basic Woodworking

Finally, the next session of Basic Woodworking will open for enrollment this month. This class will meet on **Thursday evenings, 7-10 p.m. (April 10-June 12)**. The class is designed to provide a basic introduction for adults with little or no prior experience with tools, materials, and woodworking machinery. Over the course of ten weeks, students in the course will build three projects (a cutting board, a spice cabinet, and a plant stand) and will receive hands-on practice in:

- ❖ Choosing materials
- ❖ Preparing and joining wood parts
- ❖ Cutting precise joints
- ❖ Creating dado joints and grooves
- ❖ Machining multiple component parts
- ❖ Mortise and tenon joinery
- ❖ Cross lapping
- ❖ Gluing

This is a fast-paced course that provides students

with the basic knowledge and skills to build any number of woodworking projects.

This class will open for enrollment on **Tuesday, February 25th at 7 p.m.**

Skill Builders

In addition to classes, the Guild offers monthly free Skill Builder sessions on the first Saturday of every month. The Skill Builders are open to members and guests and no sign-up is needed.

If you missed the February session, William Fehrenbach presented Sugita's Woodworking Method. This approach to woodworking uses Japanese saws and jigs to create hand-cut joinery. I am pleased to announce that the session was recorded and can be viewed on YouTube (<https://www.youtube.com/@KansasCityWoodworkersGuild>).

We also have a couple of exciting Skill Builder sessions coming up. On **March 1, 2-4 p.m.**, Tom Vece is going to demonstrate his process for building wooden mugs. Then, on **April 5th, 2-4 p.m.**, Mike Blake is going to demonstrate slab flattening with the router.

As you can see, there is a lot going on with Training at the Guild. Registration for classes opens on Tuesdays at approximately 7 p.m. and tend to fill up very quickly. I recommend setting an alarm, especially if you have a class that you really want.

Rich Higgason
 Director of Training
dir.training@kcwg.net



MEMBER PROJECTS - GREG VOLKLAND & BOB METZLER



Photos Courtesy Neal Ray Shoger

Greg Volkland

Speaker Stand

Materials Used: Oak

Finish Used: Unfinished

Points of Interest: Through Tenons

Challenges Encountered: Wood was cracked,
top got thinner & breadboarded



Bob Metzler

Blocks, Box, and Tags

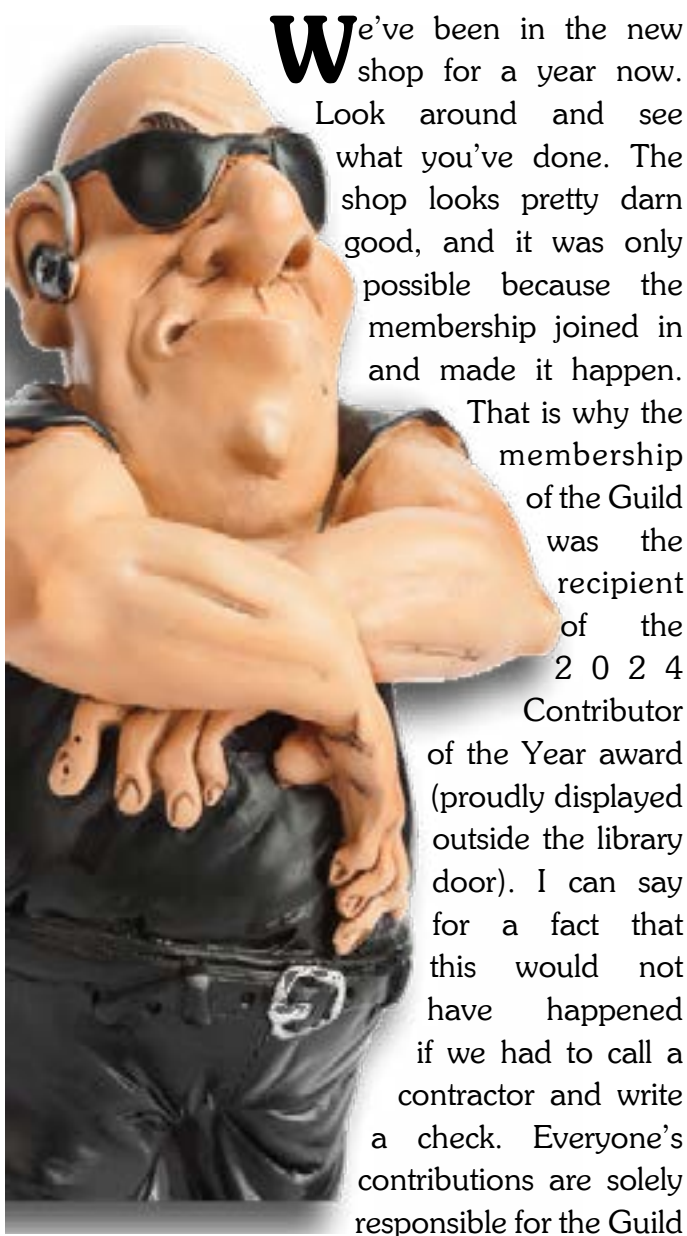
Materials Used: Sycamore, White
Oak, & Plywood

Finish Used: Water-based Poly with
Dye, Danish Oil, Wipe-on Poly

Points of Interest: Wood Origin -
Fallen Tree and Old Flooring

Challenges Encountered: Box
Joints and Turn off Edges

FROM THE SHOP



We've been in the new shop for a year now. Look around and see what you've done. The shop looks pretty darn good, and it was only possible because the membership joined in and made it happen.

That is why the membership of the Guild was the recipient of the 2024

Contributor of the Year award (proudly displayed outside the library door). I can say for a fact that this would not have happened if we had to call a contractor and write a check. Everyone's contributions are solely responsible for the Guild

surviving the move out of the Mercier shop.

Now we have a shop, but we can't stop now. One of the features of the Guild that draws a look of surprise is how low our dues are. One reason our dues are low is that we have no employees. The Guild is run entirely by members volunteering to make the run. Another reason is that we have some fundraising projects that help chase the wolf away from the door. The projects are again entirely

produced by the membership. Some projects don't lend themselves well to an open call for help, but others do. When the call goes out, please try to join in and lend a hand.

Okay, the Guild benefits from your participation, but how does that help you? By participating in these Guild projects you get to meet other members by working together. Yes, there are other members in the shop when you come in to work on your projects, but you're focused on your project and they are focused on their project. Not a lot of interaction beyond "Are you done here?". Working on a Guild project gives you time to meet and interact with each other and get to know some fellow woodworkers. Another perk is getting to learn new techniques on Guild projects that you can use on your own projects. Almost like free classes (I said almost).

Yes, a lot of the work parties are during the day, and I do understand the frustration. You work and are never available during the day. Evenings would be better but the after work to bedtime time slot is about 3 hours and if you work your evenings are pretty well booked as well. Unfortunately, we aren't planning work three to four weeks out so it makes it hard for you to plan, but we will try to offer some evening work shifts.






In closing let me reiterate that the Guild is powered by the membership. Nobody has to do everything. If you see an area where you can assist I assure you it helps.

**Chuck
Saunders**

Director of Assets
dir.assets@kcwg.net



PLEASE SUPPORT OUR KCWG SPONSORS

COMPANY NAME	ADDRESS/WEBSITE/DESCRIPTION	KCWG DISCOUNT AMOUNT
	<p>Woodcraft 8645 Bluejacket Road • Lenexa, KS 913.599.2800 woodcraft.com/stores/kansascity Power tools and accessories, hand tools, fasteners, hardware, wood, finishes, clamps, workbenches, personal safety equipment and education.</p>	<p>10% Show current membership card on order/payment</p>
	<p>Metro Hardwoods 4243 S Noland Road • Independence, MO 816.373.1710 metrohardwoodsinc.com Hardwood lumber, plywood, finishes, saw blades and bits.</p>	<p>10% Show current membership card on order/payment</p>
	<p>Neal Ray's Photography 9 E Kansas Street • Liberty, MO 816.582.5968 nealraysphoto@gmail.com Photographic studio portraits.</p>	
	<p>Superior Grinding 5315 Raytown Road • Raytown, MO 816.561.8665 superiorgrindingllc.webstarts.com Sharpening tools used by professionals and homeowners.</p>	<p>10% Show current membership card on order/payment</p>



MESSAGE FROM THE SAFETY DIRECTOR

New Policy Updates – Running End-Grain Workpieces on Jointers and Planers

In December of last year, a member of the Kansas City Woodworkers' Guild (KCWG) suffered a severe injury on the 16-inch jointer.



Two fingers on his left hand made contact with the jointer's cutting head.

Fortunately, only the tips of his fingers were injured, but one of his fingers was partially amputated. The reality is that the injury was severe. Members of the KCWG Safety Committee conducted a formal investigation of the incident and briefed the KCWG

Leadership Committee. The investigation revealed several

factors combined to cause the accident. Because this type of incident impacts everyone who is a member of the Guild, this article provides a summary of the highlights of the critical causal factors of the accident and the corrective actions the Safety Committee is implementing to significantly reduce the likelihood that this type of accident will ever happen again.

The first critical causal factor of the accident involved the workpiece the Guild member was attempting to run through the jointer. It was a slab of rough-sawn wood that was actually a slice of a walnut tree trunk, incorporating the entire circumference of the trunk that had been cut away from the felled walnut tree using a chainsaw. Slices of tree trunk like this have earned the nickname, "Cookie" (because of their semi-round or elliptical shape; see photo below). The workpiece measured approximately 1¼ inches thick, was elliptical in shape, measuring approximately 22¼" long and about 13" at its widest point. He was attempting to make a light pass of the "cookie" through the jointer to achieve a smooth surface of one of the faces of the piece. In reality, this was an unacceptable practice as tree trunk slices or "cookies" like this are large-diameter workpieces made entirely of end grain. The Guild's Safety Rules for jointers state, "Always run wood through the jointer with the grain running parallel to the length of the jointer bed; never joint across the grain." In this instance, our investigation revealed that the Guild member's decision to run the tree trunk slice through the jointer was influenced by another – unidentified – member of the Guild, suggesting or advising him to run the cookie through the jointer. This was indeed problematic presence of the end grain was not recognized. The investigation brought to light that there is some confusion about what tree trunk slices actually are (e.g., end grain) and the wording of the current Safety Rule for jointers. However, when one takes a moment to evaluate the advisability of running what amounts to a large-diameter workpiece made entirely of end grain, it becomes clearer that this is not an acceptable practice. These types of workpieces are entirely end grain and are not safe to run across the cutting head of a jointer for two primary reasons:

Continued on Page 12

Continued from page 12

1. Due to the typical shape of a tree trunk slice, or cookie, it is difficult to effectively support the workpiece on the vertical fence of the jointer. Experience has shown that cookies can twist or rotate as they are being run through the jointer. This makes the workpiece unstable. When the workpiece twists or moves as it runs across the cutting head, portions of the cutting head could become exposed as the worker is feeding the piece through the machine. We believe this is what happened as the injured Guild member was trying to run his workpiece.
2. Because cookies are entirely end-grain slices of tree trunk, experience has demonstrated that portions of the workpiece can break apart while being passed through the jointer. This could potentially expose the operator's hands and fingers directly to the machine danger zone of concern – the cutting head.

Through discussions within the Safety Committee and Guild Leadership Team, it became clear that a similar risk is associated with running end-grain cutting boards through the jointer and running cookies or end-grain cutting boards through the thickness planers as well. Therefore, the corrective actions developed by the Safety Committee to address this risk is to clarify the existing Safety Rule for jointers to **prohibit** the running of tree trunk slices, or “cookies” and end-grain cutting boards through the jointer and thickness planers. This will be clearly and vigorously communicated to the Guild membership – especially to new members.

A second critical causal factor of the accident that was identified dealt with the condition of the push blocks that were staged throughout the shop. They had been worn or damaged such that they would not function effectively when using this machine. Additionally, there was a high likelihood that a second push stick was used – a narrow push design normally used for ripping narrow stock through the table saw. The

corrective action implemented by the Safety Committee was to design and fabricate a more robust and effective type of push block for use at the jointers. We are in the process of fabricating several of these push blocks and plan to have an adequate supply of these on hand so that if one becomes worn or damaged, it can quickly be replaced. It is critically important that if anyone notices excessive wear or damage to the newly designed push block, **DO NOT USE IT!** Contact the Shop Foreman on duty and ask that a new push block be provided. Additionally, never use a push stick – such as would be used at the table saw – when running stock through the jointer.

This was a very unfortunate incident. The outcome of the injury was not as severe as could have occurred, but it was serious, nonetheless. The jointer is one of the powered woodworking machines that is both extremely powerful and useful but is also associated with high severity potential. Let's all keep these policy changes at the forefront of our awareness. Please remind all your friends or acquaintances at the Guild and make sure that we remain vigilant so we can avoid this type of incident in the future.



Steve Hicks
Director of Safety
dir.safety@kcwg.net

MEMBER PROJECTS - RON LOMAX & TERRY JOHNSTON



Ron Lomax

Cedar Wax Wing

Materials Used: Tupelo & Butternut

Finish Used: Oil Paint

Challenges Encountered: Painting

**Photos Courtesy
Neal Ray Shoger**



Terry Johnston

Inside/Outside Ornaments

Finish Used: Poly




FEBRUARY LIBRARY NEWS

We will have surplus and duplicate books and magazines at the February General Meeting. Books are \$1 each and magazines are a Quarter each or five for \$1. We also accept monetary donations to the Library which are placed in the Guild general fund. The Library accepts book and magazine donations and this is how we expand our collection. If you have woodworking related material you would like to donate, please consider the Library. We will be working to add donated books into the online catalog. To use the online Library catalog for books and dvd's. You can use your web browser to view the Library book and dvd catalog online by going to the Guild website (www.kcwg.net) home page and clicking "Resources" from the "About" tab dropdown menu. This will take you to the Library page and you can click "Visit the KCWG Library".

New Members - We hope to see you at the meeting. See me if you would like a tour of the Library (at the meeting or ask if you see me during open shop). The Guild is offering a course in March on *Scandinavian Spoon Carving* (Wait slots may still be open).

[Lost Art Press](#) has two books on this subject and excerpts can be viewed by clicking on the cover images in this article.

The digital magazine archives can be accessed by clicking on the icons at the top of the desktop screen on the Library computer. The digital archives are not part of the online catalog and can only be viewed in the Library. Bring your thumb drive if you want to make a



copy from the digital archive or copy a portion of a book or magazine using the scanner. There is a dvd player if you wish to look at one of the Guilds dvd's. (Note that two of the dvd drawers belong to the Turner's and are labeled as such.)

Items that are returned should be placed in the container marked "Returns" and we will check them back in and reshelve them. There is also a container for items to be reshelled.

Thanks,

Don Steel
KCWG Librarian
librarian@kcwg.net



PLEASE SUPPORT OUR KCWG SPONSORS

COMPANY NAME	ADDRESS/WEBSITE/DESCRIPTION	KCVG DISCOUNT AMOUNT
	L&K Hardwoods (Mahogany Sponsor) 3101 N Lentz Road Independence, MO 816.249.4400 landkhardwoods@gmail.com • landkhardwoods.com Custom milling, kiln drying, hardwood lumber, live edge slabs, and custom furniture. Rubio Monocoat dealer.	10% Show current membership card on order/payment
	Taylor Toolworks (Mahogany Sponsor) Columbia, MO 573.397.6432 taytools.com Specialty hand tools, supplies and fixture and jig hardware.	10% Use coupon code <i>Guild10</i> to receive discount
	Rockler (Cherry Sponsor) 15340 West 119th Street Olathe, KS 763.478.8214 rockler.com/olathe-store	10% Show current membership card on order/payment-Some Restrictions May Apply
	Walrus Oil (Cherry Sponsor) Springfield, MO 816.848.8598 https://walrusoil.com/ Oil and wax finishes for cutting boards, furniture and leather, and waterless skincare.	10% Identify KCWG membership on order Coupon Code: KCWG
	Lie-Nielsen Toolworks (Cherry Sponsor) Warren, ME 207.273.2520 lie-nielsen.com Hand tools, sharpening and tool care products, workbenches and education for woodworkers.	10% Offered only on purchases made at the annual Guild tool show Must show current membership card on order/payment at the Guild
	 (Pine Sponsor) Phone: 816.330.3596 13585 45 Highway Platte City, MO 64079 Hours: MON - FRI 8:30AM - 4:30PM	

PLEASE WELCOME THESE 29 NEW MEMBERS WHO JOINED THE GUILD IN LATE JANUARY & EARLY FEBRUARY

FIRST NAME	LAST NAME	HOMETOWN	STATE	MEMBERSHIP	JOINED
Fred	Hershberger	Greenwood	MO	WW+	1/9/2025
Chris	Prigge	Leavenworth	KS	Sawdust	1/9/2025
Edward	Cho	Shawnee	KS	WW+	1/10/2025
Conor	Lewis	Kansas City	MO	Sawdust	1/10/2025
Bill	Griffith	Fairway	KS	Sawdust	1/13/2025
CJ	Armenta	Grandview	Missouri	Sawdust	1/14/2025
Max	Peterson	Lenexa	KS	WW+	1/14/2025
Amy	Bucher-Long	Prairie Village, KS	KS	Sawdust	1/15/2025
Dan	Connolly	Overland Park	KS	Regular	1/15/2025
Kyle	Connolly	Overland Park	KS	Regular	1/15/2025
Mary	Connolly	Overland Park	KS	Regular	1/15/2025
Miller	Craig	Buckner	MO	Sawdust	1/15/2025
Shaun	OKelley	Kansas City	MO	Sawdust	1/16/2025
Mark	Disharoon	Kansas City	MO	WW+	1/17/2025
Gannon	Cottone	Kansas City	MO	Sawdust	1/18/2025
Donn	Quick	Odessa	Mo	Sawdust	1/18/2025
Jack	Anderson	Kansas City	MO	Sawdust	1/20/2025
John	Scott	Paola	KS	Sawdust	1/20/2025
Fletcher	Hiner	Mission	KS	WW+	1/22/2025
Katrina	Hendrickson	Kansas City	MO	Sawdust	1/23/2025
Kasie	Taulbert	Kansas City	KS	Sawdust	1/23/2025
Bret	Bonge	Olathe	KS	WW+	1/25/2025
William	Fehrenbach	Springfield	Missouri	Regular	1/25/2025
Derek	Schmidt	Overland Park	KS	Sawdust	1/29/2025
Lauren	Kasperek	Overland Park	Kansas	WW+	1/31/2025
Ryan	Storey	Olathe	KS	Student	2/2/2025
Mark	Williams	Kansas City	KS	Sawdust	2/4/2025
Ray	Jones	Kansas City	MO	Sawdust	2/7/2025
Kimber	Eubanks	Overland Park	KS	Sawdust	2/7/2025

CURRENT MEMBERSHIP ⇒ 918

TAYLOR TOOLWORKS



VISIT TAYLOR TOOLWORKS at
WWW.TAYTOOLS.COM

GUILD AMBASSADORS

We are starting a new program called the Guild Ambassadors. The purpose of this group is to assist new members with their introduction into the Guild, helping with the where and how, or who we recommend could help you with a question or a special project you may be working on. To start, we will be available via group email at Ambassadors@KCWG.net. Guild Ambassadors can be easily identified in the shop by their **BLUE NAME TAGS**. Our current Ambassadors are:

Kurt Battles
Glenn Carney
Kitzy Dingley
Steve Hicks

Terry Johnston
Mike Jones
Suresh Narayan
Talon Spittles
Carole Shelton

If you have an interest in becoming an Ambassador, I would love to talk to you about it. You must have a current green card and have an interest in making our community the best place we can make it! Please reach out to me for more information.

Carole Shelton
Director of Membership
dir.membership@kcwg.net



MEMBERSHIP RENEWAL 2025

Well here we are, mid-February and our membership renewal deadline is closing in on the 28th of this month. We love our community and hope you continue to be part of it! If you have not renewed yet, please take a moment to do so before the close date. You can renew on line via Paypal or drop a check off into the office.

Coming soon ... We are investigating the possibility of having a payment plan as an option. If this is something that would be of interest to you for your 2025 renewal, please reach out to me to discuss.

Carole Shelton
Director of Membership
dir.membership@kcwg.net



SPONSORSHIP NOTES AND NEWS

Allen Lisko has agreed to become the Assistant Sponsorship Director and will be providing much needed assistance. Please welcome Allen and thank him for taking on the new Guild responsibility.

The Sponsorship program is currently being reviewed and revised. Revisions include improved recognition of Sponsors within the Guild, reducing the number of sponsor levels from 5 to 3, and minimum cash donation for sponsorship.

In addition to our sponsors and discount providers identified by their logo throughout this newsletter, we would like to thank the following for their January Raffle Table contributions:

Interstate:	Beeswax Paste
John Johnson:	Bow Saw
	Dado Set
	CNC Router Bits
John Van Goethem:	1-2-3 Block
	Frame Clamp Set

Following the Skill Builder presentation February 2nd on “The Sugita Woodworking Method”, there was a special Raffle Table. Presenter, William Fehrenbach donated three copies of “Woodworking Joinery by Hand by Toyohisa Sugita”, four ARM L-Clamps and a Japanese hand saw for a post-presentation Raffle Table.

Prizes on the Raffle Table at each Member Meeting have been donated by members, estates and, mainly, by our sponsors. Donations by fellow members include excess materials, class projects, duplicate tools and whatever the spouse/partner/roommate/ family member/neighbor may refer to as trash. Look around your home shop and Guild storage areas. If you need additional work or storage space, keep the Raffle Table in mind. I like to recognize those that donate. If you aren't comfortable being recognized for your donation, that works also.

SPECIAL RAFFLE

A Sommerfeld Tools router table has been donated to the Guild and will be raffled off. The router table is currently located for inspection on a work table adjacent to the members name tag board in the SW corner near the Library.

During the monthly Membership meeting(s), we will be selling tickets for \$5 each at the raffle table. When a minimum of 100 tickets have been sold, we will draw the winning ticket at that meeting.



Duane Miller
Director of Sponsorship
dir.sponsorship@kcwg.net

MEMBER PROJECTS - JOHN MOORE



John Moore

Hand Tool Chest

Materials Used: Walnut

Finish Used: Dark Paste Wax

Points of Interest: Tried to emphasize using hand tools

Challenges Encountered: Learning to counter grain tearout

**Photos Courtesy
Neal Ray Shoger**




KNOW YOUR FOREMAN



Curtis Alexander

Laser engraver, Laser Sig co-leader, Lightburn software knowledge base, Motorcycle touring guide, Dentist.



John Johnson

KCWG member since 2004 and world-renowned expert in making sawdust!



Ron Lomax

Tables, Chairs, Rocking Chairs, Cabinets, Outdoor Furniture, Small Boxes. Intarsia, Veneering, Inlay and multiple Jigs and Fixtures

Kevin Thomas

Furniture maker, specialist in building workbenches, Guild instructor for workbenches and 6 board chests. Foreman for both Basic and Intermediate woodworking classes. Foreman on the 4th Wednesday of the month from 6 – 9pm



Jerry Thompson – Furniture maker, construction

Carole Shelton

Director of Membership
dir.membership@kcwg.net



MINIATURE MUSEUM FIELD TRIP IN PLANNING STAGE

The Woodworkers' Guild is in the planning stages of a field trip to the Kansas City Miniature Museum, offering members a unique opportunity to explore intricate craftsmanship on a smaller scale. The Guild is coordinating a guided tour led by Bill Robertson, a recommended expert in the field.

Potential tour dates are being considered for the last weekend of March (Saturday and Sunday) and the first weekend of April (Saturday and Sunday). These dates align with the museum's availability, pending confirmation from Mr. Robertson. The tour is expected to last two hours, from 1 p.m. to 3 p.m.

The museum's fees are structured based on visitor ages, with an estimated cost of around \$10 per person. The museum's Educational Director has suggested invoicing the Guild after the tours, allowing for a single

payment. The club plans to set its own participation fee, potentially covering costs and offering a slight discount for members with the 20% Guild discount.

To ensure an optimal experience, the club will limit tour groups to 20 participants per date, although a maximum of 25 might be considered. The club is implementing a sign-up process to manage registration.

Organizers are exploring options for a pre-tour lunch gathering at nearby establishments such as Pizza 51 or the UMKC lunch room's food court. However, the Guild is also considering forgoing a group lunch to avoid potential scheduling conflicts and ensure timely arrival at the museum.

Further details will be announced once arrangements are finalized.

INTRODUCTION OF THE NEW "WOOD SCRAP" PROGRAM

Supporting Our Guild While Providing Affordable Premium Hardwoods.

In an effort to maintain stable membership costs and to assist members with reduced prices on premium hardwoods, we are thrilled to introduce a new "wood scrap" program. A local wood shop has graciously offered us their "scrap" – excess hardwood derived from their many custom projects. These short, dried, and dressed hardwood pieces will be available in the shop for just \$1 per piece. The selection will include random hardwood species such as oak, beech, maple, and mahogany. This provides an excellent opportunity for members working on individual projects to access high-quality materials at an unbeatable price.

We encourage you to check these out while you are working on your projects. Simply take what you need and deposit \$1 per piece in the payment box provided. All proceeds from this program will

go towards offsetting the costs of the guild, ensuring that we can continue to offer valuable resources and maintain our membership dues at a reasonable level.

For a small investment, you can acquire great wood at a ridiculously low price and support our guild at the same time. This initiative reflects our commitment to providing value to our members and promoting sustainability by making use of available resources.

We look forward to seeing the unique and creative ways our members will utilize these wood scraps in their projects. Thank you for your continued support and participation in the guild's activities.

Happy woodworking!

Alan Lisko

Assistant Director of Sponsorship
assist.sponsorship@kcwg.net

GUILD GIFT CERTIFICATES AVAILABLE FOR PURCHASE



Looking for that perfect birthday present? A gift for the person that already has all the tools money can buy? Our Guild will now be offering Gift certificates for memberships or classes. Drop me a line for details

Carole Shelton
 Director
 of Membership
dir.membership@kcwg.net



CNC SIG UPDATE

THE CNC SPECIAL INTEREST GROUP (SIG) MEETS ON
THE 3RD MONDAY OF EACH MONTH AT 6:30 PM IN 2024



It should also be noted that the presenter, in the middle of this video, is advertising the line of CNC bits that he sells. Surprise! Surprise!

The lesson here is to be careful of the information being presented online, especially when a product is being touted.

The CNC SIG will meet Monday, February 17 at 6:30pm in the Guild Classroom.

As is customary, there will be a time for “Show and Tell” where anyone can share any projects, they have worked on that involved the CNC.

We will also have an open “Question and Answer” session where any topic related to the CNC or the software can be asked.

On the agenda for this month is a discussion of Online Resources available for learning the CNC Software.

The CNC SIG is open to any Guild Member and their guest.

You mean not everything on the Internet is true?

A word of caution to any Guild Members using the Internet for CNC training videos. **DO NOT BELIEVE EVERYTHING YOU SEE.**

I spend a considerable amount of time each week watching videos about CNC projects and techniques. There have been times I question the accuracy of what is being presented. This week, I was viewing a video where the presenter stated that up-cut and down-cut CNC bits will machine at different depths due to the mechanical forces on the bits. I found this hard to believe, since I had not experienced this in my use of the CNC. So, being curious, I ran a test on the Guild CNC, replicating the example he presented. What I found was that the depth of cut on our CNC varied by, at most, a few thousandths. In the video, he shows a variance of 45 thousandths of an inch.

Why the difference? I suspect the problem is not in the geometry of the CNC bits, but rather that the machine he was using was not properly maintained, or even worse, had not been designed and constructed with sufficient rigidity to withstand the normal forces produced by CNC bits.



Ed Stewart
CNC SIG Co-Coordinator
cncSIG@kcwg.net

PLEASE SUPPORT OUR KCWG SPONSORS

COMPANY NAME	ADDRESS/WEBSITE/DESCRIPTION	KCVG DISCOUNT AMOUNT
 <p>Schutte LUMBER CO. Since 1880</p>	<p>Schutte Lumber Company 3001 Southwest Blvd. • Kansas City, MO 816.753.6262 • schuttelumber.com Timbers, cedar, siding and pattern profiles, specialty hardwoods, treated lumber, Festool power tools, decking, fasteners and hangars.</p>	<p>10% Show current membership card on order/payment</p>
   <p>Phillips Safety Products, Inc.</p>	<p>Phillips Safety Company • Middlesex, NJ 888.245.6638 Three websites to serve KCWG members, each offering a 25% member discount (Use code KCWG25) rx-safety.com - Prescription safety glasses, reading and magnifying glasses, hearing protection myeyewear2go.com - Eyeglasses, sunglasses, prescription sunglasses, sports and specialty glasses phillips-safety.com - Laser safety glasses, welding and IR safety glasses, radiation protection, glassworking eyewear</p>	<p>25% INPUT coupon code KCWG25 to receive discount</p>
 <p>KATSURA</p>	<p>Katsura Cutlery Houston, TX katsuracutlery.com Knives, knife blanks and knife making instructions.</p>	<p>10% 15 - 20% on some sales items Identify KCWG membership on order</p>
 <p>Lee Valley</p>	<p>Lee Valley Reno, NV 888.983.1865 Leevalley.com Hand tools, power tools, hardware and accessories.</p>	<p>15% educational Application form available at Guild</p>
 <p>LIBERTY HARDWOODS, INC.</p>	<p>Liberty Hardwoods 3900 N Kentucky Avenue • Kansas City, MO 816.231.0852 libertyhardwoodsinc.com Hardwood lumber, plywood, trim, hardware and accessories.</p>	<p>10% Show current membership card on order/payment</p>
 <p>The URBAN LUMBER Company urbanlumberco.com</p>	<p>The Urban Lumber Company 7200 E Hwy 40 • Kansas City, MO 816.888.7947 • urbanlumberco.com Locally harvested wood. Custom milling, green and dried lumber, table bases and PVC stickers.</p>	<p>10% Show current membership card on order/payment</p>

FEBRUARY 2025 OPEN SHOP SCHEDULE

day	February	Date	9am	10	11	12	1	2	3	4	5	6	7	8	9pm
Saturday	February	1	Mike Jones						Basic Skills Class Free Just Show Up	George Rexroad					
Sunday	February	2		Chuck Saunders					Chris McCauley						
Monday	February	3			Dom Fiorella			Ron Haw				Gary Strohm			
Tuesday	February	4	Gary Creek			Craig Arnold							Kara Paris		
Wednesday	February	5	Barb Hinton				Art LaGrange					LC Meeting			
Thursday	February	6	Gary Mielke									Training			
Friday	February	7						Rick Chandler							
Saturday	February	8	George Rexroad				Norm Carpenter								
Sunday	February	9		Rob Young						Mark Waugh					
Monday	February	10	John Sloss				Ron Haw						Woodturners General Meeting		
Tuesday	February	11	Matt Nowak			Ron Lomax			Craig Arnold				Roland Mohler		
Wednesday	February	12	Bob Caldwell				Mike Blake						Rich Higgason		
Thursday	February	13	Gary Mielke										Training		
Friday	February	14		Curtis Alexander				Ed Stewart							
Saturday	February	15	Tom Smoller												
Sunday	February	16		Chuck Saunders						Chris McCauley					
Monday	February	17	Jerry Thompson					Ron Haw					Gary Strohm		
Tuesday	February	18	Gary Creek			Craig Arnold								CNC SIG 6:30	
Wednesday	February	19					Tim Locke						General Meeting		
Thursday	February	20	Gary Mielke										Training		
Friday	February	21						Jon Lunde							
Saturday	February	22	George Rexroad				Don Steele			Joshua Baldwin					
Sunday	February	23		Rob Young				Handtool SIG		Wayne Peterson					
Monday	February	24	John Sloss					Ron Haw					Kolton Stimpert		
Tuesday	February	25	Matt Nowak			Ron Lomax			Craig Arnold				Roland Mohler		
Wednesday	February	26	Bob Caldwell				Mike Blake						Kevin Thomas		
Thursday	February	27	Gary Mielke										Training		
Friday	February	28						Ed Stewart							

Edited January 30, 2025

TEMPORARY

MARCH 2025 OPEN SHOP SCHEDULE

March	Date	9am	10	11	12	1	2	3	4	5	6	7	8	9pm
Saturday	March 1	Mike Jones					Basic Skills Class Free Just Show Up		George Rexroad					
Sunday	March 2		Chuck Saunders					Chris McCauley						
Monday	March 3			Dom Fiorella			Ron Haw				Gary Strohm			
Tuesday	March 4	Gary Creek			Craig Arnold							Kara Paris		
Wednesday	March 5	Barb Hinton				Art LaGrange					LC Meeting			
Thursday	March 6	Gary Mielke									Training			
Friday	March 7						Rick Chandler							
Saturday	March 8	George Rexroad				Norm Carpenter								
Sunday	March 9		Rob Young						Mark Waugh					
Monday	March 10	John Sloss				Ron Haw							Woodturners General Meeting	
Tuesday	March 11	Matt Nowak			Ron Lomax			Craig Arnold				Roland Mohler		
Wednesday	March 12	Bob Caldwell				Mike Blake						Rich Higgason		
Thursday	March 13	Gary Mielke									Training			
Friday	March 14		Curtis Alexander				Ed Stewart							
Saturday	March 15	Tom Smoller												
Sunday	March 16		Chuck Saunders						Chris McCauley					
Monday	March 17	Jerry Thompson					Ron Haw					Gary Strohm		
Tuesday	March 18	Gary Creek			Craig Arnold								CNC SIG 6:30	
Wednesday	March 19					Tim Locke						General Meeting		
Thursday	March 20	Gary Mielke									Training			
Friday	March 21						Jon Lunde							
Saturday	March 22	George Rexroad				Don Steele			Joshua Baldwin					
Sunday	March 23		Rob Young				Handtool SIG		Wayne Peterson					
Monday	March 24	John Sloss					Ron Haw						Kolton Stimpert	
Tuesday	March 25	Matt Nowak			Ron Lomax			Craig Arnold				Roland Mohler	Carving SIG	
Wednesday	March 26	Bob Caldwell				Mike Blake						Kevin Thomas	Laser SIG	
Thursday	March 27	Gary Mielke									Training			
Friday	March 28						Ed Stewart							
Saturday	March 29	Mike Jones												
Sunday	March 30		Chuck Saunders											
Monday	March 31						Ron Haw							

Edited January 30, 2025

FEBRUARY 2025 - MACHINE SAFETY REVIEW

HOLLOW CHISEL MORTISER

The hollow chisel mortiser is a specialized woodworking machine used to cut square or rectangular holes in a workpiece—most often to cut mortises for mortise and tenon joints. Similar to a drill press in many respects, it combines the cutting of a four-sided hollow chisel with the action of a drill bit in the center. The bit clears out most of the material to be removed, and the chisel ensures that the edges are square, straight, and clean.

Safety Rules

1. Turn the bit one complete revolution by hand before the power is turned on to make sure it doesn't bind.
2. Keep chisel and drill bits sharp and clean for the best and safest performance. Follow instructions for lubricating and changing accessories.
3. Make sure the workpiece is securely attached or clamped to the table. Never use your hand to hold the workpiece.
4. In cutting a mortise wider than the chisel, cut a hole at one end, then move the chisel past material about 2/3 size of the hole, and cut another hole. Continue in this manner until mortise length is achieved. Then go back to remove the material left between holes. Failure to follow this procedure will result in a ruined chisel and bit.





EXCLUSIVE MEMBERS OFFER

SAVE ON ENTIRE STORE

25%

COUPON CODE:

KCWG25



WWW.RX-SAFETY.COM

**OUR NEXT MEMBERSHIP MEETING
IS JUST AROUND THE CORNER**

**THIS MONTH'S MEMBERSHIP MEETING
WILL BE HELD AT THE KCWG SHOP AT
1717 WASHINGTON ST ON
WED, FEBRUARY 19, BEGINNING AT 7PM**

GUILD ACTIVITIES AT THE SHOP

Always check the Guild website before leaving home to be sure that a scheduled event is actually taking place.

There will also be times when the shop will be closed to open shop periods due to a special meeting, class or event. These closures will be clearly noted on the monthly open shop schedule and are typically highlighted by a color other than the green background that normally indicates an open shop period.

BOARD, LEADERSHIP, COMMITTEE & GENERAL CONTACTS DIRECTORY

President	Cal Hobbs	president@kcwg.net
Vice-President.....	Ron Haw	vicepresident@kcwg.net
Secretary	David Roth	secretary@kcwg.net
Treasurer.....	John Steyer	treasurer@kcwg.net
Member-at-Large.....	Craig Arnold	memberatlarge@kcwg.net
Director of Assets	Chuck Saunders	dir.assets@kcwg.org
Asst Director of Assets	Glenn Carney	
Director of Communications.....	Brian Rorabaugh	dir.communications@kcwg.net
Asst Director of Communications	OPEN	
Director of Events	Chris McCauley	dir.events@kcwg.net
Asst Director of Events	OPEN	
First Friday Chairperson	Katherine O'Hara	firstfridayschair@kcwg.net
Librarian.....	Don Steele	librarian@kcwg.net
Newsletter Editors.....	Ron Haw & Stephan Vandenbroucke	newsletter@kcwg.net
Director of Membership	Carole Shelton	dir.membership@kcwg.net
Asst Director of Membership.....	Jim Berard	assist.membership@kcwg.net
Director of Programs	Matt Nowak.....	dir.programs@kcwg.net
Asst Director of Programs.....	OPEN	
Director of Safety	Steve Hicks.....	dir.safety@kcwg.net
Asst Director of Safety	OPEN	
Director of Sponsorship.....	Duane Miller	dir.sponsorship@kcwg.net
Asst Director of Sponsorship	Allen Lisko.....	assist.sponsorship@kcwg.net
Director of Training	Rich Higgison	dir.training@kcwg.net
Asst Director of Training.....	Brent Murphy.....	assist.training@kcwg.net
Web Master.....	Brian Rorabaugh (Open)	webmaster@kcwg.net

ESSENTIAL LINKS & SERVICES

Kansas City Woodworkers Guild Website.....	https://kcwg.org
Guild Training and Available Classes	http://kcwg.org/classes/
Members Only Section (Password Rqd)	http://kcwg.org/member-only-area/
Guild Photo Bank and Upload Center	https://member.kcwg.org/photo-submission/
Place a Classified Ad	classifieds@kcwg.net
Project Storage Area (rental and questions).....	storage@kcwg.net
KCWG Facebook Page.....	https://www.facebook.com/kcwg
KCWG Videos	https://kcwg.org/videos
KANSAS CITY WOODWORKERS' Guild SPECIAL INTEREST GROUPS (SIG'S)	
Carving SIG	carvingSIG@kcwg.net
CNC SIG	cncSIG@kcwg.net
Hand Tool SIG	handtoolSIG@kcwg.net
Laser SIG	laserSIG@kcwg.net

VISIT THE KANSAS CITY WOODWORKERS' GUILD ONLINE AT WWW.KCWG.ORG

