

# WOOD WORDS

## "HOBBS"ERVATIONS - PRESIDENT'S THOUGHTS AND COMMENTS

PUBLISHED BY THE KANSAS CITY WOODWORKERS GUILD

1717 WASHINGTON ST \* KANSAS CITY \* MO \* 64108

EDITOR: STEPHAN VANDENBROUCKE

### IN THIS ISSUE...

*Note: You may go directly to any article in the newsletter by simply clicking on the article name below, in the Table of Contents:*

I hope you all are off to a great start to the New Year and have been taking it slow and steady on the roads. Shop time has been rare for me over the past couple of weeks with some travel, family time over Christmas, and the cold in the garage!

As always it's time to reflect on a great year in the rear view mirror, and to look ahead to 2025. And since we are the KC Woodworker's Guild, what are our goals in woodworking this year? I'll share a few of mine:

1. I have two modest carving commissions that I need to finish in the next month or two. They have been on the list for a while, time to knock them out.
2. My wife and I started renovating our Master Bathroom last year and I will hopefully finish that up by making a new vanity. She has been very patient, so please pray that this gets completed!
3. Now that both of my kids have moved out, we need beds in their old rooms. So that makes the list.
4. I'd like to teach a class this year – maybe another footstool like a few years ago? Let me know if you have an opinion....
5. My son gets married this year so maybe something for the new couple?
6. To make time to help people with their projects, and to be an encouragement to others (this should probably be the first one).

Continued on Page 2

<a href="#">"HOBBS"ERVATIONS - President's Thoughts and Comments .....</a>	<a href="#">1</a>
<a href="#">Scholarship Application Announcement .....</a>	<a href="#">2</a>
<a href="#">Membership Renewal Reminder .....</a>	<a href="#">2</a>
<a href="#">From the Shop .....</a>	<a href="#">4</a>
<a href="#">Guild Christmas Dinner Photos.....</a>	<a href="#">5</a>
<a href="#">Communications Articles .....</a>	<a href="#">6</a>
<a href="#">Safety Article .....</a>	<a href="#">7</a>
<a href="#">Know your Foreman .....</a>	<a href="#">9</a>
<a href="#">New Member Welcome .....</a>	<a href="#">11</a>
<a href="#">CNC SIG Update .....</a>	<a href="#">12</a>
<a href="#">Rants and Raves of the Vice-President .....</a>	<a href="#">12</a>
<a href="#">2025 Nominations and Elections .....</a>	<a href="#">13</a>
<a href="#">Guild Christmas Dinner Photos.....</a>	<a href="#">14</a>
<a href="#">Notes from the Training Desk.....</a>	<a href="#">15</a>
<a href="#">Guild Christmas Dinner Photos.....</a>	<a href="#">17</a>
<a href="#">Champions in Woodworking – Tim Locke!!.....</a>	<a href="#">19</a>
<a href="#">Treasurer's Column.....</a>	<a href="#">19</a>
<a href="#">Guild Ambassador Program Announcement .....</a>	<a href="#">21</a>
<a href="#">Sponsorship News .....</a>	<a href="#">21</a>
<a href="#">January Library News .....</a>	<a href="#">24</a>
<a href="#">January 2025 Open Shop Schedule.....</a>	<a href="#">26</a>
<a href="#">January 2025 - Safety Review.....</a>	<a href="#">27</a>
<a href="#">Belt and Disc Sander .....</a>	<a href="#">27</a>
<a href="#">Tentative February 2025 Open Shop Schedule.....</a>	<a href="#">28</a>
<a href="#">Guild Contacts and Service Directory .....</a>	<a href="#">29</a>

Continued from page 1

Anyway, that's enough for now. I'd like to hear what you all have planned for this year. How are you pushing and growing your skills? How are you helping bring others along in the craft? How are you bringing people together in our wonderful KCWG community?

Hope to see you all around the shop.

**Cal Hobbs**  
KCWG  
President  
[president@kwcwg.net](mailto:president@kwcwg.net)



For Those Who Collect, Use and Appreciate Antique Tools

## SCHOLARSHIP APPLICATION ANNOUNCEMENT

The Mid-West Tool Collectors Association offers Scholarship Awards to deserving students who either plan to attend or are currently enrolled in a college or technical school curriculum. We offer two types of awards for students. The General Scholarship is a one-time award of \$1,500, while the John and Janet Wells Preservation and Restoration Scholarship awards a one-time amount of \$3,000 to students who are enrolled in a preservation/restoration program. Application forms with all pertinent information may be obtained through our website or by contacting the Scholarship Chairman directly at [emarktool@yahoo.com](mailto:emarktool@yahoo.com) or by phone at 814-490-9357. Completed applications must be returned by April 1st so don't delay. For more information, please [visit the Scholarships page of our website](#).

**Mark Eastlick**  
Scholarship Chairman

## MEMBERSHIP RENEWAL REMINDER

It's January, it's cold outside ... hmmm, what could you do ... I know! Renew your membership! It's that time of the year where the clock is ticking. February 28th is the cut off for renewal. If you renew after that date your membership will lapse and you will need to take the safety test again.

**Carole Shelton**  
Assistant Director of Membership  
[dir.membership@kwcwg.net](mailto:dir.membership@kwcwg.net)



# Bloomer



# Hardwoods

## Offered Services

- Log Milling
- Custom Drying 20,000 bf
- Planing
- Straight lining
- Glued Panels
- Wide Belt Sanding
- Profile Replication
- Custom Moulding
- Template matching of existing pattern

**Phone: 816.330.3596**

**13585 45 Highway, Platte City, MO 64079**

**Hours: MONDAY - FRIDAY 8:30AM - 4:30PM**

## Products Available at Bloomer Hardwoods

- Ash 4/4 & 8/4
- Cedar Aromatic
- 4/4, 8/4, & 12/4
- Cherry 4/4, 8/4 & 12/4
- Maple 4/4
- Pecan 4/4 & 8/4
- Red Oak 4/4 & 8/4
- Walnut 4/4 & 8/4
- White Oak 4/4
- Plywood for Cabinets
- And many other Local Hardwoods

## FROM THE SHOP



**S**top! In the name of Love  
Before you hurt the Tool

Think it O-O-ver

Thank you, Diana. I appreciate the sentiment. I happened to notice the tables of the mortising machines the other day. I went ahead and included pictures so you would see what I'm talking about. "When you make a through mortise, you are cutting a mortice completely through your material" (Captain Obvious 1986). I know this, and you know this. What may be getting lost is that the bit keeps cutting after it penetrates through your piece. That is why when making a through mortise (by machine or mallet and chisel) you need to have a sacrificial board under your workpiece to allow for your material to be backed up to prevent tearout and to protect the



workbench/machine/chisel when it comes through.

Now you're saying "Problem solved Chuck, the engineers at Powermatic are ahead of you and have mounted a layer of MDF on



the table of the mortiser, so we're done right?" Well, NO. The layer of MDF provided on the machine is to protect the bits from an accidental misjudgement of morticing depth keeping the bit from attempting to mortice cast iron (Spoiler alert-the bit loses). I suppose if you replaced the safety board after each use it would be ok but if you study the photos, that ain't happening. That board was placed there because sometimes mortises become through mortises by surprise, who knew?

In closing let me summarize When through morticing use a sacrificial spoil board to give you better results and leave the tools in good condition.

*Before you break my heart*

*Think it o-o-over,*

**Chuck Saunders**

Director of Assets

[dir.assets@kcvwg.net](mailto:dir.assets@kcvwg.net)



# GUILD CHRISTMAS DINNER PHOTOS

Photos Courtesy  
Neal Ray Shoger



## COMMUNICATIONS ARTICLES

The website content from previous years continues to be cleaned up and documented. A standard naming convention has been applied to our documents to enable future webmasters to easily identify content and prevent data loss. Documentation of procedures and workflows for future volunteers are being updated. All of our newsletters have been indexed using Google's AI technology to allow for retrieval of information in past issues.

The website now has a Members Project page that will continue to expand and showcase items from our membership. Eventually

this should become an area to highlight the skills and techniques of our members.

Additionally, please ensure your membership information, particularly your email address, is up-to-date. This will guarantee you receive timely notifications about events, classes, shop closures, and training opportunities. Please note that membership renewals can only be processed through the Members-Only area of our website.

To access the exclusive Members-Only area of our website, you'll need a unique password. If you're a new member, you'll receive an activation link via email to set your password. For returning members, you can reset your password if needed.

**W**here we were 10 years ago...

Guild President - Chuck Saunders  
Vice President - Roland Mohler  
Secretary - Sharon Pugh  
Treasurer - Gary Mielke  
Member at Large - Kevin Thomas

The Kansas City Woodworkers' Guild (KCWG) had a busy and successful year in 2014.

Financially, the Guild was doing very well, thanks in large part to the volunteers who worked on revenue-generating projects like the Fieldturf boxes. Membership was also increasing, with many new faces participating in open shop periods and obtaining shop privileges.

Throughout the year, the Guild hosted a variety of programs and workshops, including:

- A discussion on welding in July, led by Tim Locke.
- A presentation on intarsia cutting in

August, presented by Dave Roth.

- A program on inkscape.org and vector analysis in scrolling in September, presented by Stuart Pallin.
- Gene Jaamtgaard spoke about hosting the Scrollsaw convention at the September meeting.
- The annual auction was held in September and was the last major fundraising event of the year.

Other notable events in 2014 included:

- The completion and delivery of tables and benches for the Overland Park Arboretum.
- The completion of cases for the Raytown police department, a community service project led by Jim Stuart.

- Replaced the Steel City and Grizzly table saws with two new Saw Stop table saws.
- Acquired a 37" wide belt sander and a 7 bit line boring machine.
- Moved the library and made a dedicated finishing room.

To prepare for 2015, the Guild was:

- Planning for several nationally recognized woodworking figures to visit.
- Lining up workshops through the end of the year.
- Already filling up spots for a Dutch Tool Chest workshop with Chris Schwarz.

**Brian Rorabaugh**  
Director of Communications  
& Webmaster  
[dir.communications@kcwg.net](mailto:dir.communications@kcwg.net)



## SAFETY ARTICLE

**H**appy New Year to all members of the Kansas City Woodworkers' Guild! I hope everyone enjoyed a rich, happy – and safe – holiday season. With 2025 now underway, from a safety perspective, there is a lot to look forward to in the new year.

In the December 2024 newsletter, I shared that 2024 was a significant year and thanked the many who supported the Guild's safety effort, especially getting me settled and more comfortable with guiding the KCWG Safety Program. Now that it is January, I thought it would be important to list some of the 2025 goals of the safety program.

There is always some trepidation associated with publicly committing to goals, I believe that it is always a good idea to put some navigational points out on the virtual horizon, so that we know where we're headed and we can chart progress along the journey.



### **Update the written description of the key elements of the KCWG's Safety Program Description**

I have often heard the comment, "A written safety program doesn't really ensure the building of a strong safety culture."

While there is merit to this notion, I have always thought that an organization needs to develop – and revisit / refresh – an aspirational written document that describes the key elements of a strong safety culture and puts forward a strategic vision of the journey to achieve the overall goal of Zero Accidents in the shop. The current KCWG Safety Program Description is no longer accurate, containing names and contact information for

individuals who no longer have direct responsibility for certain tasks and it references procedures and practices that are no longer followed. The goal is to complete the safety program update and communication of this document by the end of the first quarter of this year.

### **Complete the production of new safety videos**

This has been high on the list of priorities for the safety committee for most of last year. At the outset of 2022 the Safety Committee identified the need for at least five new safety videos. Although we've made progress, there are still at least two more video productions that need to be completed – a handheld router safety video and a safety video related to use of the Guild's router tables. Work on completion of the script for the first of these two videos will begin during the first full week of January. We hope to plan for shooting video footage by the end of January or first of February.

### **Complete the revision of Safety Rules for the Shop**

This was a focus throughout last year, but the completion of the final safety rules booklet still remains ahead of us. We hope to complete this project by the midpoint of 2025 or sooner.

### **Deliver AED / CPR training for Shop Foremen**

Late last year we made progress on preparations to make this happen. A communication was sent to all Shop Foremen asking for feedback on the optimal days and timeslots that best fit their schedules so that we could confirm at least three separate sessions that would provide for enough options to accommodate everyone. The final schedule has yet to be locked down. This will be a challenge, but I am confident we can arrange enough sessions to meet everyone's first of second pick. More communication on this as developments unfold.

### **Shoring up Emergency Response and Life Safety procedures**

We are working toward the goal of upgrading

**Continued on Page 9**

## MEMBER PROJECTS

### SUSAN LAWLOR & TERRY JOHNSTON

Photos Courtesy  
Neal Ray Shoger



**Sharon Lawlor**

**Project Name:** *Phases of the Moon*  
Folding Screen

**Materials Used:** *Cherry and Maple*

**Finish Used:** *Poly*

**Point of Interest:** *CNC Panels, dowels*

**Challenges Encountered:** *"How much time do you have?"*



**Terry Johnston**

**Project Name:** *Feather*

**Materials Used:** *Stained glass and wood*

**Finish Used:** *Shellac*

**Point of Interest:** *Color involvement*

**Challenges Encountered:** *Every part of the wood construction, and the glass broke.*



Continued from page 7

the Guild's fire evacuation and severe weather procedures. To fully accomplish this goal, there will also be increased communication and dialog of the new procedures, so that we answer questions anyone related to the role of both the Shop Foreman and Guild members when it comes to above-referenced emergency response plans. We plan to complete this project by the end of the first quarter of the new year.

### **Campaign to recruit new Safety Champions**

With the timely focus on Guild membership (recruiting new members and retention of the membership base) the Safety Committee is focusing on ways in which we can "grow" the number of Safety Champions – Guild members who are willing to step up and lead or support an effort to build the Guild's safety culture. We can always use another person or two to spend time as a member or advisor to the KCWG Safety Committee. We're also focusing on finding and developing additional

trainers / teachers for Rough-to-Ready and, perhaps, leading Safety Orientation training. You or a member you know might be willing to explore some of the Safety Committee's ways of giving back to the Guild, send them in my direction. They can always reach me at [dir.safety@kcwg.net](mailto:dir.safety@kcwg.net).

No doubt other priorities will emerge this year that may compel us to re-evaluate the goals described above. No doubt, accomplishing the goals I have articulated will take longer than we anticipated to achieve. Remember, the KCWG Safety Program guides us to always look and move forward.



**Steve Hicks**  
Director of Safety  
[dir.safety@kcwg.net](mailto:dir.safety@kcwg.net)

## KNOW YOUR FOREMAN

**E**ver wonder who to go to in our Guild for help with your project? We hear you and we want to help! Here are this month's highlights of our Foremans on our floor. Stay tuned every month as we help you get to know our woodworking specialists ...



**Wayne Peterson** – Hand Tool Expert and Guild Instructor. Kumiko woodworking. Inlay work and box making.

**Mike Jones** – 50 years experience, woodworking, homebuilding and commercial construction. Love to build furniture, kitchen knives and utensils. Dabbles in carving and handtools.



**Carole Shelton**  
Assistant Director of Membership  
[dir.membership@kcwg.net](mailto:dir.membership@kcwg.net)

## PLEASE SUPPORT OUR KCWG SPONSORS

COMPANY NAME	ADDRESS/WEBSITE/DESCRIPTION	KCWG DISCOUNT AMOUNT
	<b>L&amp;K Hardwoods (Mahogany Sponsor)</b> 3101 N Lentz Road Independence, MO 816.249.4400 <a href="mailto:landkhardwoods@gmail.com">landkhardwoods@gmail.com</a> • <a href="http://landkhardwoods.com">landkhardwoods.com</a> Custom milling, kiln drying, hardwood lumber, live edge slabs, and custom furniture. Rubio Monocoat dealer.	<b>10%</b> Show current membership card on order/payment
	<b>Taylor Toolworks (Mahogany Sponsor)</b> Columbia, MO 573.397.6432 <a href="http://taytools.com">taytools.com</a> Specialty hand tools, supplies and fixture and jig hardware.	<b>10%</b> Use coupon code <i>Guild10</i> to receive discount
	<b>Rockler (Cherry Sponsor)</b> 15340 West 119th Street Olathe, KS 763.478.8214 <a href="http://rockler.com/olathe-store">rockler.com/olathe-store</a>	<b>10%</b> Show current membership card on order/payment-Some Restrictions May Apply
	<b>Walrus Oil (Cherry Sponsor)</b> Springfield, MO 816.848.8598 <a href="https://walrusoil.com/">https://walrusoil.com/</a> Oil and wax finishes for cutting boards, furniture and leather, and waterless skincare.	<b>10%</b> Identify KCWG membership on order Coupon Code: KCWG
	<b>Lie-Nielsen Toolworks (Cherry Sponsor)</b> Warren, ME 207.273.2520 <a href="http://lie-nielsen.com">lie-nielsen.com</a> Hand tools, sharpening and tool care products, workbenches and education for woodworkers.	<b>10%</b> Offered only on purchases made at the annual Guild tool show Must show current membership card on order/payment at the Guild
	 <b>(Pine Sponsor)</b> Phone: 816.330.3596 13585 45 Highway Platte City, MO 64079 Hours: MON - FRI 8:30AM - 4:30PM	

# PLEASE WELCOME THESE 35 NEW MEMBERS WHO JOINED THE GUILD IN DECEMBER & EARLY JANUARY

FIRST NAME	LAST NAME	HOMETOWN	STATE	MEMBERSHIP	JOINED
Alexandria	Brooks	Lee's Summit	MO	WW+	12/9/2024
Tom	Cook	Prairie Village	KS	WW+	12/9/2024
Koleton	Krueger	Kansas City	KS	WW+	12/9/2024
Tyler	Winders	Kansas City	MO	WW+	12/10/2024
Dennis	Patience	Gladstone	MO	Benefactor	12/12/2024
Jack	Schulze	Fairway	KS	Sawdust	12/12/2024
Austin	Hartschen	Stilwell	KS	WW+	12/13/2024
Peter	Legaspi	Mission hills	KS	Sawdust	12/13/2024
Joe	Snodgrass	Shawnee	KS	Sawdust	12/14/2024
Lillian	Snodgrass	Shawnee	KS	Sawdust	12/14/2024
Lamoyne	Dungan	Saint Joseph	Mo	Sawdust	12/15/2024
Savanna	Canupp	Grandview	MO	Sawdust	12/16/2024
Thomas	Gorden	Kansas City	KS	Student	12/16/2024
Max	Walsh	Overland Park	KS	Sawdust	12/16/2024
David	Conkling	Kansas City	MO	Benefactor	12/20/2024
DL	Saugstad	Overland Park	KS	Sawdust	12/20/2024
Anthony	Habiger	Kansas City	MO		12/21/2024
Robert	Anderson	Kansas City	MO	WW+	12/22/2024
Daryl	Seck	Olathe	KS	Sawdust	12/23/2024
Stephen	Sellaro	Independence	MO	WW+	12/23/2024
Shawn	Bates	Pleasant Hill	MO	WW+	12/24/2024
Robert	Pennington	Shawnee	KS	Benefactor	12/24/2024
Michael	Coggins	Kansas City	MO	Sawdust	12/25/2024
Danny	Craig	Gladstone	MO	WW+	12/25/2024
William	Scott	Westwood	KS	WW+	12/25/2024
Mitchell	Mannschreck	Smithville	MO	WW+	12/26/2024
David	Brown	Lees Summit	MO	WW+	12/27/2024
Mike	Leshner	Louisburg	KS	Sawdust	12/27/2024
Joe	Anderson	Kansas City	MO	Sawdust	12/28/2024
Mary	Joyce	Kansas City	MO	WW+	1/1/2025
Noah	Gose	Kansas City	MO	Sawdust	1/2/2025
Josh	Hopkins	Overland Park	KS	Sawdust	1/2/2025
Seth	Potts	Shawnee	KS	Sawdust	1/2/2025
Stan	Calow	Kansas City	MO	Senior	1/4/2025
Quinn	Jackson	Kansas City	MO	Sawdust	1/4/2025

**CURRENT MEMBERSHIP** ⇨ **919**



## CNC SIG UPDATE

THE CNC SPECIAL INTEREST GROUP (SIG) MEETS ON  
THE 3RD MONDAY OF EACH MONTH AT 6:30 PM IN 2025

The CNC SIG will meet on Monday January 20 at 6:30pm in the Guild Classroom.

As is customary, there will be a time for “Show and Tell” where anyone can share any projects they have worked on that involved the CNC.

We will also have an open “Question and Answer” session where any topic related to the CNC or the software can be asked.

On the agenda for this month is a discussion and demonstration of the Vcarve Inlay Toolpath, one of the new toolpath additions in the Vectric software we use at the Guild for the CNC. This is a toolpath, that can be used on the CNC, that allows for one piece of material to be inlaid into another to create detailed inlays.

The CNC SIG is open to any Guild Member and their guest.

**Ed Stewart**  
CNC SIG Co-Coordinator  
[cncSIG@kcwg.net](mailto:cncSIG@kcwg.net)



## RANTS AND RAVES OF THE VICE-PRESIDENT

**I**t's been a fairly quiet month, with the holidays and the nasty weather, there's not much to rant and rave about this month.

But here's something that our treasurer has been working on. On and off we hear of a member who occasionally expresses an interest in taking one of those desirable classes, like making a Windsor Chair, where the class tuition can be in the 400-to-600-dollar range and that it's not affordable for the member. In an effort to rectify that situation we are planning to add a Buy Now Pay Later feature to our payment scenarios. You may recognize this service under the name Affirm (offered by Grizzly Tools and Amazon). This will allow you to pay for these classes and even your Membership Dues and then pay on a monthly basis. It's hoped that is service will be up and running in the very near future.

Thinking of running for a position on the LC Committee or the Board of Directors. Elections take place at the April Membership Meeting each year and we have re-constituted the Nominating Committee effective now. If you would like to submit your name or the name of a friend to fill a position, see the article covering elections in this newsletter.

**Ron Haw**  
Vice President  
[vicepresident@kcwg.net](mailto:vicepresident@kcwg.net)



# 2025 NOMINATIONS AND ELECTIONS

## To Serve on the Kansas City Woodworkers Guild's Board of Directors and Leadership Committee

Every year the Kansas City Woodworkers' Guild has elections for approximately half of the Leadership Committee and Board of Directors positions for a 2 year term at the **April 16 Membership Business Meeting**.

The Guild Nominating Committee requests nominations from the membership for the following positions with the understanding that nominations for these positions may only be made by members-in-good-standing. There may be nominations already in place for any or all of these positions but your nomination will be added and will be eligible to compete for the position the individual has been nominated for.

<b>Directors:</b>	<b>Name currently submitted for nomination</b>
Director of Programs .....	Matt Nowak
Director of Events .....	
Director of Sponsorship.....	Duane Miller
Director of Assets .....	Chuck Saunders

<b>Board of Directors:</b>	
Secretary .....	David Roth
Treasurer .....	John Steyer

If you are interested in any of the above positions or wish to nominate someone who you feel is qualified, please contact the **2025 Kansas City Woodworkers' Guild Nominating Committee** by clicking: [HERE](#)

Please submit your nomination(s) on or before the March 30, 2025, deadline.

The member currently holding the position may also run for their current position.

The election of Leadership Committee Directors and Board of Directors Members requires a quorum of 10% of the current membership so please make the extra effort to attend the **April 16, 2025, Membership Business Meeting** and vote for the individual(s) of your choice who have been nominated and have offered their time to serve on the Board of Directors and Leadership Committee of the Kansas City Woodworkers' Guild.

Submitted by the *2025 Kansas City Woodworkers' Guild Nominating Committee*:



# GUILD CHRISTMAS DINNER PHOTOS

Photos Courtesy  
Neal Ray Shoger





## Notes from the Training Desk

Woodworking classes. There are numerous times when I'm asked a question and my response is, "Let's ask Norm." I don't know where we'd be without his knowledge and insight during these classes.

I'd also like to acknowledge **Tim Locke**. Even though Tim spends too much time in Florida these days (my personal opinion, which I don't think he shares), Tim still finds time to help with the

Intermediate class (and the Basic, as

I have a bit of a confession to make — I love the winter holidays! Not only do I love all of the spectacles of Christmas, but since I work in education, I also enjoy having a bit of a respite before I get back to the normal grind. I get some time to visit with family and friends and catch up on TV series and books I haven't finished, not to mention a bit more time in the shop. I also get some time to reflect, and one of the things I reflected on over the past few weeks is all the people who contribute to making the training classes happen at the Guild. So, I'd like to start this newsletter article with a brief shout-out to everyone who contributes their time and talents at the Guild to help make our training classes happen.

First, I'd like to say a big thank you to **David Kraatz**. As I wrote in a previous newsletter, Dave was one of my primary mentors when I joined the Guild. In addition, he was involved in designing our core courses (Basic Woodworking, Intermediate Woodworking, and Introduction to Hand Tool Woodworking). The classes we have today were largely designed by him. He continues to be very involved with the Hand Tool woodworking class and he presents a session on wood selection at the end of each Basic class.

Next, I'd like to thank **Norm Carpenter**. Norm is another personal mentor and continues to be a main contributor to both the Basic and Intermediate

he's able). Tim is extremely knowledgeable and brings his engineering mind to woodworking problems. He often presents a different solution than Norm to problems, but that's good. You know what they say about bringing twenty-five different woodworkers to a problem: you'll get thirty different solutions.

**Kevin Thomas** is also a staple for our Thursday night classes. He serves as our foreman and provides yet another seasoned viewpoint in the room. Kevin is even discussing leading some individual classes. Kevin studied woodworking under Christopher Schwartz and provides a wealth of woodworking knowledge and experience that he's happy to share.

I'd be remiss if I didn't provide a shout-out to **Craig Arnold**. Not only does he provide a brief session on Finishing for the Basic class, but he also provides several individual classes (e.g. Finishing and Craftsman clock classes). I am grateful to Craig for always being willing to step in and help with instruction whenever needed.

I'd also like to recognize **Wes Meyer** for all he's done to make training possible. Even though he has two very active boys, he always finds time to help teach the Thursday night classes. He is a constant presence during the Basic and Intermediate classes. In addition, he takes on the role of the lead instructor

**Continued on Page 16**

Continued from page 15

for the plant stand and Shaker table projects. Wes also leads the toy-making classes that we offer every winter.

Next, I'd like to mention **Wayne Peterson**, who is also one of the lead instructors in our Introduction to Hand Tool class. In addition, I am grateful to Wayne for his willingness to share his time and talent with the Guild to lead the Kumiko and Inlay classes.

I'd also like to thank **Tom Vece** for all his help with the Basic and Intermediate classes. Tom and I joined the Guild around the same time, and it's been great to see how willing he's been to share his talents with others. Not only is Tom frequently available on Thursday nights, but he has also led a Holiday Quickie session for the past couple of years.

I'd also be remiss if I didn't take a moment to recognize **Brent Murphy** for all his efforts. While it has been years since I've seen Brent in the shop, he works diligently behind the scenes to ensure all our classes happen. He is the one who frequently does the computer work to set up and maintain our classes. Truly, I'd be lost without his help.

I also want to give a shout-out to **Suresh Nayaran** and **Glenn Carney**, who both help with the Basic Woodworking class. They have also developed a Mitered Picture Frame class that I hope will become a regular offering. Glenn also helped provide a Holiday Quickie with **Todd Decker**.

I'd also like to recognize the efforts of **Grace Ambrose**, **Erin Rodenhausen**, and **Donna Watson**, who all help with the Basic Woodworking class as they are able. I'd also like to acknowledge the efforts of **Steve Erickson**, **Richard DeWitt**, and **Alex Bear**, who make the Hand Tool class happen. Steve and Alex also taught a Shaker Step class along with Wayne Peterson and **Bruce Kunz**.

Next, I want to mention **Dan Robidoux** and thank him for providing the carving classes. His work is

beautiful, and I'm glad he's willing to pass on his techniques to others.

I'd also like to point out **Jon Lunde**, who has recently started offering classes for the laser. His laser box classes have proven to be very popular, and I'm hoping these will become regular offerings throughout this next year.

Thanks also go to **Cal Hobbs** and **David Roth**. These two very skilled woodworkers have been willing to share their talents to teach a class for the Guild. While their work schedules may not permit them to offer classes as often as I (or they) would like, I am grateful whenever they find it possible to share their talents and knowledge.

I'd also like to give a special shout-out to **George Rexroad**. George is always willing to offer a Scroll Saw class (and even an occasional Bandsaw Box class) whenever we can work it into his other volunteer activities at the Guild.

Last, I'd like to thank all of the people who provided a Skill Builder (or two) for the Guild this past year: **Chuck Saunders**, **Barbara Akers**, **John Johnson**, **Terry Johnson**, **Cal Hobbs**, **Craig Arnold**, **Tom Smoller**, and **Roland Mohler**. Skill Builders are great sessions that the guild offers free of charge (just about) every month. Truly, these sessions wouldn't happen without members coming forward to share their knowledge and talents.

The problem with creating a list like this is that, inevitably, I have left someone off. If so, I truly apologize. I would like to point out that without all these people who give their time to share their experience and skills, training would not happen. One of the things I love about the Guild is how willing people are to pass on what they've learned. For not being a woodworking school, I think our offerings are fairly robust. It seems to me that just about every month we have several offerings with even more on the horizon. If you have a class that

Continued on Page 18



# GUILD CHRISTMAS DINNER PHOTOS

Photos Courtesy  
Neal Ray Shoger



Continued from page 16

you'd like to teach, let me know. We'll try to work something out.

That said, there are a couple of classes that are opening up this month that I want to let you know about:

### Introduction to Kumiko

This class is led by Wayne Peterson and is offered on **Sunday, February 9th, 9 a.m. – 2 p.m.** Kumiko involves making decorative patterns with thin strips of wood. It was traditionally used in Japanese Shoji (a screen or sliding door that can be used as a partition or wall). In this class, students will create a single Asa-no-ha pattern. Once the techniques are mastered, it opens the possibility of additional patterns and options to enhance your woodworking projects.

This class opens for enrollment on **January 14th** at 7 p.m.

### Introduction to Scroll Saw

This class is led by George Rexroad and is offered on **Saturday, February 15, 9 a.m. – 1 p.m.** This class is a Basic introduction for the woodworker with no experience with scroll sawing. The students will learn the operation of the saw, safety considerations, blade selection, proper adjustment and tuning, material selection, and beginning project considerations. Each student will complete a basic project.

This class opens for enrollment on **January 21st** at 7 p.m.

### Beginning Wood Inlay

This is another class led by Wayne Peterson and is offered on **Sunday, March 9th, 9 a.m. – 2 p.m.** This class is meant to be an introduction to some basic inlay techniques. It will consist of inlaying a straight border around a corner of a board and a 5-point star in the middle of the board (the star and border will be

provided). The focus will be on hand work but some routing will be done for the bulk of the excavation.

This class opens for enrollment on **February 4th** at 7 p.m.

### February Skill Builder

Finally, I'd like to point out a very special Skill Builder for February (**February 1st, 2-4 p.m.**). Last seen during the September Guild meeting, William Fehrenbach, also known as the Woodworking Minimalist, will be presenting Sugita's Woodworking Method to cut several different joints such as rabbet joints, mitered half lap, half lap, bridle joint, spline joint, and also a mortise and tenon joint.

As described in the book *Woodworking Joinery by Hand* — by Japanese Craftsman, Toyohisa Sugita — Sugita's Woodworking Method is a precision woodworking technique that uses jigs and magnetic sheets to guide and control a saw blade. This method allows beginners to learn advanced joint-making techniques using only hand tools and can produce high-quality wooden joints.

This Skill Builder will be more in-depth and interactive than the Guild meeting presentation, so it will be an excellent time to become more knowledgeable about this approach to hand-tool woodworking.

As you can see, there is a lot going on at the Guild and training is just one part of all that is offered. Every time I'm at the Guild, I am reminded just how fortunate we are to have these resources, knowledge, and talents available to us in Kansas City.

It's a great time to be a member of the Guild.

**Rich Higason**  
Director of Training  
[dir.training@kcwg.net](mailto:dir.training@kcwg.net)



## CHAMPIONS IN WOODWORKING - TIM LOCKE!!



**T**im has been with the Guild for quite some time. He took on the task of events director in 2011 and later became a board member at large.

He has been instrumental in organizing demonstrations at craft fairs and has trained an army of our members new skills to better their woodworking. Tim has taken the lead to assemble volunteers for special projects as well as the task of organizing fundraisers for the Guild. From teaching classes, to teaching skill builder sessions Tim has been there. I cannot forget to mention always being available on the floor to help others with their projects. He is so generous with his time and has donated items to benefit and better the Guild. His arsenal of skills, his kindness and thoughtfulness are very much appreciated to all of us.



Please join me and the multiple people who entered his name to be championed. We are all so grateful to have you in our community!



**Carole Shelton**  
Assistant Director of Membership  
[dir.membership@kcwg.net](mailto:dir.membership@kcwg.net)



## TREASURER'S COLUMN

**O**ur monthly Financial Statements are available in the Members Only area of the website in the Financial section. Please review the reports and let me know if you have any questions.



**John Steyer**  
Treasurer  
[treasurer@kcwg.net](mailto:treasurer@kcwg.net)

**Do you have a Committee Meeting, SIG Team Meeting, Training Meeting or other meeting that you need to schedule?**

**HOLD YOUR MEETING ONLINE!**

All you need to do is send a message to [communications@kcwg.org](mailto:communications@kcwg.org) with the email addresses of the people you want to invite, the date and time of your meeting, and we'll set up the meeting for you.

# TAYLOR TOOLWORKS



VISIT TAYLOR TOOLWORKS at  
[WWW.TAYTOOLS.COM](http://WWW.TAYTOOLS.COM)

## GUILD AMBASSADOR PROGRAM ANNOUNCEMENT

We are starting a new program called the Guild Ambassadors. The purpose of this group is to assist new members with their introduction into the Guild, helping with the where and how, or who we recommend could help you with a question or a special project you may be working on. To start, we will be available via group email at [Ambassadors@KCWG.net](mailto:Ambassadors@KCWG.net). If you see us in the Guild our shop badge will be blue for identification. Our current Ambassadors are:

- Kurt Battles
- Kitzi Dingley
- Steve Hicks
- Terry Johnston
- Suresh Narayan
- Carole Shelton

If you have an interest in becoming an Ambassador, I would love to talk to you about it. You must have a current green card and have an interest in making our community the best place we can make it! Please reach out to me for more information.



**Carole Shelton**  
Assistant Director of Membership  
[dir.membership@kcwg.net](mailto:dir.membership@kcwg.net)

## SPONSORSHIP NEWS

I hope everyone had good holiday times and was able to enjoy time spent with family and friends. Ours was a good time with family visiting from near and far and included seasonal parties from two previous work places.

The December Raffle Table at the Guild was well attended. Donated items were in place when I arrived and I was unable to personally thank or identify those individuals that donated the gifts of the stained-glass seasonal decoration, ear rings set, five wooden boxes, two “The New Yankee Workshop” books, a Christmas tree jigsaw puzzle, and seven trivets. As you all know, items for the Raffle Table at each membership meeting are donated by members, Sponsors and friends of the Guild. All proceeds from the raffle or any special raffles go to the Guild.

The Special Raffle for the Sommerfeld Tools is still underway. Tickets priced at \$5 apiece are available for sale at the Raffle Table at the monthly Membership meetings.

**Guild sponsorships end February 1.** Please review your budgets and re-new soon. The sponsorship levels are indicated below based on the monetary or equivalent in-kind contribution values listed below:





Mahogany Level	\$1500 or more
Walnut Level	\$1000 or more
Cherry Level	\$500 or more
Pine Level	\$350 or mores

The Kansas City Woodworkers’ Guild Sponsors are identified by name and logo throughout this newsletter. The Sponsors provide money and/or in-kind donations that support the Guild operations. In addition, Guild Sponsors often include discounts on store identified materials and tools to members. When purchasing materials or tools for your use, ask about member discounts applicable. Show and express your appreciation for their support of the Guild’s operation and programs.



**Duane Miller**  
Director of Sponsorship  
[dir.sponsorship@kcwg.net](mailto:dir.sponsorship@kcwg.net)

PLEASE SUPPORT OUR KCWG SPONSORS

COMPANY NAME	ADDRESS/WEBSITE/DESCRIPTION	KCWG DISCOUNT AMOUNT
	<p><b>Woodcraft</b>                      8645 Bluejacket Road • Lenexa, KS                      913.599.2800  <a href="http://woodcraft.com/stores/kansascity">woodcraft.com/stores/kansascity</a>                      Power tools and accessories, hand tools, fasteners, hardware, wood, finishes, clamps, workbenches, personal safety equipment and education.</p>	<p><b>10%</b>                      Show current membership card on order/payment</p>
	<p><b>Metro Hardwoods</b>                      4243 S Noland Road • Independence, MO                      816.373.1710  <a href="http://metrohardwoodsinc.com">metrohardwoodsinc.com</a>                      Hardwood lumber, plywood, finishes, saw blades and bits.</p>	<p><b>10%</b>                      Show current membership card on order/payment</p>
	<p><b>Neal Ray's Photography</b>                      9 E Kansas Street • Liberty, MO                      816.582.5968  <a href="mailto:nealraysphoto@gmail.com">nealraysphoto@gmail.com</a>                      Photographic studio portraits.</p>	
<p><b><u>SUPERIOR GRINDING</u></b></p>	<p><b>Superior Grinding</b>                      5315 Raytown Road • Raytown, MO                      816.561.8665  <a href="http://superiorgrindingllc.webstarts.com">superiorgrindingllc.webstarts.com</a>                      Sharpening tools used by professionals and homeowners.</p>	<p><b>10%</b>                      Show current membership card on order/payment</p>





EXCLUSIVE MEMBERS OFFER

SAVE ON ENTIRE STORE

25%

COUPON CODE:

KCWG25



WWW.RX-SAFETY.COM

**OUR NEXT MEMBERSHIP MEETING  
IS JUST AROUND THE CORNER**

**THIS MONTH'S MEMBERSHIP MEETING  
WILL BE HELD AT THE KCWG SHOP AT  
1717 WASHINGTON ST ON  
WED, JAN 15, BEGINNING AT 7PM**

## JANUARY LIBRARY NEWS

**W**e will have surplus and duplicate books and magazines at the January General Meeting. Books are \$1 each and magazines are a Quarter each or five for \$1. We also accept monetary donations to the library which are placed in the Guild general fund. The library accepts book and magazine donations, and this is how we expand our collection. If you have woodworking related material you would like to donate, please consider the library.

New Members - We hope to see you at the meeting.

To use the online Library catalog for books and DVD's. You can use your web browser to view the library book and DVD catalog online by going to the Guild website (kcfg.net) home page and clicking "Resources" from the "About" tab dropdown menu. This will take you to the library page and you can click "Visit the KCWG Library". The catalog can also be searched through the computer in the library. See the icon on the desktop of the computer. You can search the online catalog by Category, Author, Title, or Call Number. If you are doing this from home, I would suggest you mark the book on **Hold** and check the book out when you locate it in the library. If you have trouble getting a book checked out or any other Library issue, please send an email to: [librarian@kcfg.net](mailto:librarian@kcfg.net).

FYI #1 - The bookcase in the southeast corner of the library (near the windows overlooking the parking lot) belongs to the KC Woodturners. Their books are not in our system and are not checked out by us.

FYI #2 - To check out a book in our Library, you need to login with your member number. **You need to log out of the system** when you have finished your transaction on the library computer, otherwise your name is still in the system.

To login to your account - Open the Library Home page. In the upper right corner are three symbols - box with a person, KCWG, and a sketch of a cat.



Click the box with the person. The other two refresh the page. You should see a box titled "Sign in to Your Account" with a place to enter your Patron ID (your Membership Number is on the back of your nametag). If you are using the library computer, you can scan the barcode on the back of your nametag. Click Sign In and you are now logged in. The upper left of the screen lists My Borrowing, Personnel Information, and Sign Out. You can look at that if you wish. I would sign out when you are done if you are on the library computer. The device system retains the membership number if not signed out.

The digital magazine archives can be accessed by clicking on the icons at the top of the desktop screen on the library computer. The digital archives are not part of the online catalog and can only be viewed in the library.

Items that are returned should be placed in the container marked "Returns" and we will take care of them. There is also a container for items to be reshelfed.



**Don Steel**  
 KCWG Librarian  
[librarian@kcfg.net](mailto:librarian@kcfg.net)



## PLEASE SUPPORT OUR KCWG SPONSORS

COMPANY NAME	ADDRESS/WEBSITE/DESCRIPTION	KCWG DISCOUNT AMOUNT
 <p><b>Schutte LUMBER CO.</b> Since 1880</p>	<p><b>Schutte Lumber Company</b> 3001 Southwest Blvd. • Kansas City, MO 816.753.6262 • <a href="http://schuttelumber.com">schuttelumber.com</a> Timbers, cedar, siding and pattern profiles, specialty hardwoods, treated lumber, Festool power tools, decking, fasteners and hangars.</p>	<p><b>10%</b> Show current membership card on order/payment</p>
   <p><b>Phillips Safety Company</b> • Middlesex, NJ 888.245.6638 <b>Three websites to serve KCWG members, each offering a 25% member discount (Use code KCWG25)</b> <a href="http://rx-safety.com">rx-safety.com</a> - Prescription safety glasses, reading and magnifying glasses, hearing protection <a href="http://myeyewear2go.com">myeyewear2go.com</a> - Eyeglasses, sunglasses, prescription sunglasses, sports and specialty glasses <a href="http://phillips-safety.com">phillips-safety.com</a> - Laser safety glasses, welding and IR safety glasses, radiation protection, glassworking eyewear</p>	<p><b>25%</b> INPUT coupon code KCWG25 to receive discount</p>	
 <p><b>Katsura Cutlery</b> Houston, TX <a href="http://katsuracutlery.com">katsuracutlery.com</a> Knives, knife blanks and knife making instructions.</p>	<p><b>10% 15 - 20%</b> on some sales items Identify KCWG membership on order</p>	
 <p><b>Lee Valley</b> Reno, NV 888.983.1865 <a href="http://Leevalley.com">Leevalley.com</a> Hand tools, power tools, hardware and accessories.</p>	<p><b>15%</b> educational Application form available at Guild</p>	
 <p><b>Liberty Hardwoods</b> 3900 N Kentucky Avenue • Kansas City, MO 816.231.0852 <a href="http://libertyhardwoodsinc.com">libertyhardwoodsinc.com</a> Hardwood lumber, plywood, trim, hardware and accessories.</p>	<p><b>10%</b> Show current membership card on order/payment</p>	
 <p><b>The Urban Lumber Company</b> 7200 E Hwy 40 • Kansas City, MO 816.888.7947 • <a href="http://urbanlumberco.com">urbanlumberco.com</a> Locally harvested wood. Custom milling, green and dried lumber, table bases and PVC stickers.</p>	<p><b>10%</b> Show current membership card on order/payment</p>	

# JANUARY 2025 OPEN SHOP SCHEDULE

day	January	Date	9am	10	11	12	1	2	3	4	5	6	7	8	9pm
Wednesday	January	1	Barb Hinton				Art LaGrange								
Thursday	January	2	Gary Mielke									Training			
Friday	January	3						Rick Chandler							
Saturday	January	4	Mike Jones					Basic Skills Class Free Just Show Up	George Rexroad						
Sunday	January	5		Chuck Saunders					Chris McCauley						
Monday	January	6			Dom Fiorella			Ron Haw				Gary Strohm			
Tuesday	January	7	Gary Creek			Craig Arnold							Kara Paris		
Wednesday	January	8	Bob Caldwell				Mike Blake					LC Meeting Rich Higgason			
Thursday	January	9	Gary Mielke									Training			
Friday	January	10		Curtis Alexander				Ed Stewart							
Saturday	January	11	George Rexroad				Norm Carpenter	Safety Orientation							
Sunday	January	12		Rob Young					Mark Waugh						
Monday	January	13	John Sloss				Ron Haw						Woodturners General Meeting		
Tuesday	January	14	Matt Nowak			Ron Lomax			Craig Arnold				Roland Mohler		
Wednesday	January	15					Tim Locke						General Meeting		
Thursday	January	16	Gary Mielke									Training			
Friday	January	17						Jon Lunde							
Saturday	January	18	Tom Smoller												
Sunday	January	19		Chuck Saunders					Chris McCauley						
Monday	January	20	Jerry Thompson					Ron Haw				Gary Strohm	CNC SIG 6:30		
Tuesday	January	21	Gary Creek			Craig Arnold									
Wednesday	January	22	Bob Caldwell				Mike Blake						Kevin Thomas	Lasert SIG	
Thursday	January	23	Gary Mielke									Training			
Friday	January	24						Ed Stewart							
Saturday	January	25	George Rexroad				Don Steele		Joshua Baldwin						
Sunday	January	26		Rob Young				Handtool SIG	Wayne Peterson						
Monday	January	27	John Sloss					Ron Haw					Kolton Stimpert		
Tuesday	January	28	Matt Nowak			Ron Lomax			Craig Arnold				Roland Mohler	Carving SIG	
Wednesday	January	29													
Thursday	January	30	Gary Mielke									Training			
Friday	January	31											Norm Carpenter		

*Edited DECEMBER 31, 2024*

## JANUARY 2025 - SAFETY REVIEW

### BELT AND DISC SANDER

These sanders are for surface or edge sanding of nonmetallic materials only. They may be used for many types of rough end-grain sanding and simple shaping.



#### **Safety Rules**

1. Power driven sanders can cause serious abrasive skin burns from accidental contact with the abrasive. Failure to keep your hands safely away from the abrasive may cause injury to the fingers and hands.
2. Before turning on the machine, check to make sure the sanding belt or disk is undamaged. Remove scrap pieces and other objects from the table, backstop and belt.
3. When you start a belt sander, make sure the belt tracks properly before beginning your sanding operation.
4. Keep the gap between the sander's table and the moving disk or belt as small as possible.
5. Be careful not to let the wood overheat. Sanding friction may burn the wood and damage or even destroy a belt.
6. Hold the workpiece firmly when sanding, and support the workpiece with the backstop or table or both. If your workpiece is too small to be safely supported, hold it in an appropriate jig or clamp.
7. Avoid awkward hand positions where a sudden slip could cause a hand to move into the sanding belt or disk.
8. When using a disk sander, hold the work firmly on the side of the table where the disk is rotating downward.
9. Do not push hard against the sanding medium. The sander performs best and most safely when it is allowed to remove material at a moderate rate.

**TECHNICAL**

# FEBRUARY 2025 OPEN SHOP SCHEDULE

	February	Date	9am	10	11	12	1	2	3	4	5	6	7	8	9pm
Saturday	February	1	Mike Jones						Basic Skills Class Free Just Show Up	George Rexroad					
Sunday	February	2		Chuck Saunders					Chris McCauley						
Monday	February	3			Dom Fiorella			Ron Haw					Gary Strohm		
Tuesday	February	4	Gary Creek			Craig Arnold							Kara Paris		
Wednesday	February	5	Barb Hinton				Art LaGrange						LC Meeting		
Thursday	February	6	Gary Mielke										Training		
Friday	February	7						Rick Chandler							
Saturday	February	8	George Rexroad				Norm Carpenter								
Sunday	February	9		Rob Young					Mark Waugh						
Monday	February	10	John Sloss				Ron Haw						Woodturners General Meeting		
Tuesday	February	11	Matt Nowak			Ron Lomax			Craig Arnold				Roland Mohler		
Wednesday	February	12	Bob Caldwell				Mike Blake						Rich Higgason		
Thursday	February	13	Gary Mielke										Training		
Friday	February	14		Curtis Alexander				Ed Stewart							
Saturday	February	15	Tom Smoller												
Sunday	February	16		Chuck Saunders					Chris McCauley						
Monday	February	17	Jerry Thompson					Ron Haw					Gary Strohm		
Tuesday	February	18	Gary Creek			Craig Arnold									
Wednesday	February	19					Tim Locke						General Meeting		
Thursday	February	20	Gary Mielke										Training		
Friday	February	21						Jon Lunde							
Saturday	February	22	George Rexroad				Don Steele			Joshua Baldwin					
Sunday	February	23		Rob Young				Handtool SIG	Wayne Peterson						
Monday	February	24	John Sloss					Ron Haw					Kolton Stimpert		
Tuesday	February	25	Matt Nowak			Ron Lomax			Craig Arnold				Roland Mohler		
Wednesday	February	26	Bob Caldwell				Mike Blake						Kevin Thomas		
Thursday	February	27	Gary Mielke										Training		
Friday	February	28						Ed Stewart							

Edited December 31, 2024

## GUILD ACTIVITIES AT THE SHOP

Always check the Guild website before leaving home to be sure that a scheduled event is actually taking place.

There will also be times when the shop will be closed to open shop periods due to a special meeting, class or event. These closures will be clearly noted on the monthly open shop schedule and are typically highlighted by a color other than the green background that normally indicates an open shop period.

### BOARD, LEADERSHIP, COMMITTEE & GENERAL CONTACTS DIRECTORY

President .....	Cal Hobbs .....	<a href="mailto:president@kcwg.net">president@kcwg.net</a>
Vice-President.....	Ron Haw .....	<a href="mailto:vicepresident@kcwg.net">vicepresident@kcwg.net</a>
Secretary .....	David Roth .....	<a href="mailto:secretary@kcwg.net">secretary@kcwg.net</a>
Treasurer.....	John Steyer .....	<a href="mailto:treasurer@kcwg.net">treasurer@kcwg.net</a>
Member-at-Large.....	Craig Arnold .....	<a href="mailto:memberatlarge@kcwg.net">memberatlarge@kcwg.net</a>
Director of Assets .....	Chuck Saunders .....	<a href="mailto:dir.assets@kcwg.net">dir.assets@kcwg.net</a>
Asst Director of Assets .....	OPEN .....	
Director of Communications.....	Brian Rorabaugh .....	<a href="mailto:dir.communications@kcwg.net">dir.communications@kcwg.net</a>
Asst Director of Communications .....	OPEN .....	
Director of Events .....	Chris McCauley .....	<a href="mailto:dir.events@kcwg.net">dir.events@kcwg.net</a>
Asst Director of Events .....	OPEN .....	
First Friday Chairperson .....	Katherine O'Hara .....	<a href="mailto:firstfridayschair@kcwg.net">firstfridayschair@kcwg.net</a>
Librarian.....	Don Steele .....	<a href="mailto:librarian@kcwg.net">librarian@kcwg.net</a>
Newsletter Editors.....	Ron Haw & Stephan Vandenbroucke .....	<a href="mailto:newsletter@kcwg.net">newsletter@kcwg.net</a>
Director of Membership .....	Carole Shelton .....	<a href="mailto:dir.membership@kcwg.net">dir.membership@kcwg.net</a>
Asst Director of Membership.....	Jim Berard .....	<a href="mailto:assist.membership@kcwg.net">assist.membership@kcwg.net</a>
Director of Programs .....	Matt Nowak.....	<a href="mailto:dir.programs@kcwg.net">dir.programs@kcwg.net</a>
Asst Director of Programs.....	OPEN .....	
Director of Safety .....	Steve Hicks.....	<a href="mailto:dir.safety@kcwg.net">dir.safety@kcwg.net</a>
Asst Director of Safety .....	OPEN .....	
Director of Sponsorship.....	Duane Miller .....	<a href="mailto:dir.sponsorship@kcwg.net">dir.sponsorship@kcwg.net</a>
Asst Director of Sponsorship .....	OPEN .....	
Director of Training .....	Rich Higginson .....	<a href="mailto:dir.training@kcwg.net">dir.training@kcwg.net</a>
Asst Director of Training.....	Brent Murphy.....	<a href="mailto:assist.training@kcwg.net">assist.training@kcwg.net</a>
Web Master.....	Brian Rorabaugh (Open) .....	<a href="mailto:webmaster@kcwg.net">webmaster@kcwg.net</a>

### ESSENTIAL LINKS & SERVICES

Kansas City Woodworkers Guild Website.....	<a href="https://kcwg.org">https://kcwg.org</a>
Guild Training and Available Classes .....	<a href="http://kcwg.org/classes/">http://kcwg.org/classes/</a>
Members Only Section (Password Rqd) .....	<a href="http://kcwg.org/member-only-area/">http://kcwg.org/member-only-area/</a>
Guild Photo Bank and Upload Center .....	<a href="https://member.kcwg.org/photo-submission/">https://member.kcwg.org/photo-submission/</a>
Place a Classified Ad .....	<a href="mailto:classifieds@kcwg.net">classifieds@kcwg.net</a>
Project Storage Area (rental and questions).....	<a href="mailto:storage@kcwg.net">storage@kcwg.net</a>
KCWG Facebook Page.....	<a href="https://www.facebook.com/kcwg">https://www.facebook.com/kcwg</a>
KCWG Videos .....	<a href="https://kcwg.org/videos">https://kcwg.org/videos</a>

#### KANSAS CITY WOODWORKERS' Guild SPECIAL INTEREST GROUPS (SIG'S)

Carving SIG .....	<a href="mailto:carvingSIG@kcwg.net">carvingSIG@kcwg.net</a>
CNC SIG .....	<a href="mailto:cncSIG@kcwg.net">cncSIG@kcwg.net</a>
Hand Tool SIG .....	<a href="mailto:handtoolSIG@kcwg.net">handtoolSIG@kcwg.net</a>
Laser SIG .....	<a href="mailto:laserSIG@kcwg.net">laserSIG@kcwg.net</a>

VISIT  
THE KANSAS CITY  
WOODWORKERS' GUILD  
ONLINE AT  
[WWW.KCWG.ORG](http://WWW.KCWG.ORG)

