

DECEMBER 2024

# WOOD WORDS



PUBLISHED BY THE KANSAS CITY  
WOODWORKERS GUILD

1717 WASHINGTON ST \* KANSAS CITY \* MO \* 64108

EDITOR: STEPHAN VANDENBROUCKE

## IN THIS ISSUE...

*Note: You may go directly to any article in the newsletter by simply clicking on the article name below, in the Table of Contents:*

## "HOBBS"ERVATIONS - PRESIDENT'S THOUGHTS AND COMMENTS

**M**erry Christmas to all of you that are part of the KC Woodworker's Guild and anyone who might read this newsletter. This has been an amazing year for the Guild.

We started off a year ago with our annual Holiday dinner (coming up this week by the way) in the new shop. Followed by countless hours by volunteers to get the old shop moved and the new shop up and running, our new location has been incredible and has enhanced our visibility in the community.

The partnership with *First Fridays* has also been a worthwhile endeavor for our organization. Many thanks on behalf of the Guild to all those who pitched in to make those events so successful!

Bringing back Santa's Workshop was great to see. Chris McCauley and a band of helpers

Continued on Page 2

<a href="#">"HOBBS"ERVATIONS - President's Thoughts and Comments .....</a>	<a href="#">1</a>
<a href="#">The Rants and Ravings of the Vice-President.....</a>	<a href="#">2</a>
<a href="#">Member Projects - Doug Cartright.....</a>	<a href="#">4</a>
<a href="#">From the Shop .....</a>	<a href="#">5</a>
<a href="#">CNC SIG Update .....</a>	<a href="#">6</a>
<a href="#">December Programs .....</a>	<a href="#">7</a>
<a href="#">December Library News .....</a>	<a href="#">7</a>
<a href="#">Member Projects - Greg Hall &amp; Les Hastings.....</a>	<a href="#">8</a>
<a href="#">Immediate Leadership Committee Position Openings ...</a>	<a href="#">9</a>
<a href="#">Storage Update.....</a>	<a href="#">9</a>
<a href="#">Communications Update.....</a>	<a href="#">10</a>
<a href="#">Message from the Safety Director.....</a>	<a href="#">11</a>
<a href="#">Rough to Ready Instructors Needed!.....</a>	<a href="#">12</a>
<a href="#">Member Projects - Les Hastings.....</a>	<a href="#">13</a>
<a href="#">End of the Year Membership Notes.....</a>	<a href="#">14</a>
<a href="#">Now Available - Membership Gift Certificates Available for that Special Gift .....</a>	<a href="#">14</a>
<a href="#">Know your Foreman.....</a>	<a href="#">15</a>
<a href="#">New Member Welcome .....</a>	<a href="#">17</a>
<a href="#">Champions in Woodworking – Norm Carpenter.....</a>	<a href="#">20</a>
<a href="#">Member Projects - Fred Arnhold &amp; Greg Volkland .....</a>	<a href="#">21</a>
<a href="#">Sponsorship News .....</a>	<a href="#">23</a>
<a href="#">December 2024 - Router Safety Review.....</a>	<a href="#">28</a>
<a href="#">December 2024 Open Shop Schedule.....</a>	<a href="#">29</a>
<a href="#">Tentative January 2025 Open Shop Schedule.....</a>	<a href="#">30</a>
<a href="#">Guild Contacts and Service Directory .....</a>	<a href="#">31</a>

Continued from page 1

carried on the tradition started by his Dad Mike. Thanks to everyone who participated.

As for me, I had a chance to teach a class in the last quarter, so I finally go to use the facility, which was so enjoyable. I (and hopefully the students) had a lot of fun and it was great to use the shop.

May you and your families be richly blessed

this Christmas and throughout the coming year.

Cal Hobbs  
KCWG  
President  
[president@kcwg.net](mailto:president@kcwg.net)



## THE RANTS AND RAVINGS OF THE VICE-PRESIDENT

Some months when I sit down to put together my article for our Wood Words Newsletter, I just don't have a clue where to begin so I thought that I'd start out with a few things that don't have a whole lot to do with woodworking or the operation of our shop.

### AN IMPROVED JOURNEY

First of all, you may have noticed over the past few weeks that those of us who live in the Northland may have seemed to be a bit livelier in our step, easier to talk to and a little easier to tolerate being around. There is a reason... After nearly three years of frustrating detours on our trips to the Guild and dealing daily with the construction of the replacement Buck O'Neil Bridge our frustrations have finally come to an end. The city recently opened both the North and Southbound

flyover connections to and from Interstate 35. For me personally, this has cut my travel time by as much as 15 minutes. It will also cut travel times to the airport and those of us living North of the River will no longer feel trapped in the northern part of the metro area. If you've yet to travel this newly created route, give it a try on your next trip to the airport or when you visit one of your friends in that 'foreign' city of Gladstone or Riverside, MO, that all of the people in Johnson County seem to think of as being so far far away. Be aware: we're closer than you think!

### A CELEBRATION OF COURTESY AND RESPECT

The Guild is a community built on camaraderie and mutual respect. We celebrate the diverse range of skills and experience levels among

our members, from seasoned woodworkers to enthusiastic newcomers. It's essential to approach interactions with others with sensitivity and consideration.

When offering assistance, it's crucial to gauge the recipient's needs. Sometimes, a simple offer of help is all that's required. Overly intrusive or condescending behavior can be harmful and discouraging.

Remember, everyone learns at their own pace, and unsolicited advice or instruction can be perceived as disrespectful.

Respect for personal space is equally important. The Guild workshop can be a noisy environment, and many members wear hearing protection to focus on their projects. When you need to

Continued on Page 3

Continued from page 2

approach someone, do so calmly and considerately. Avoid touching or invading their personal space, as this can be unsettling or even frightening.

The Guild is committed to fostering a positive and inclusive environment for all members. Any form of harassment, intimidation, or disrespectful behavior will not be tolerated and may result in immediate membership termination. Let's work together to create a welcoming and supportive community where all members feel safe and valued.

## OUR OWN CELEBRATION OF THE HOLIDAY SEASON

Later this week we will celebrate our annual Holiday Season Dinner in place of our normal monthly business meeting. This dinner is held as an opportunity for new, old, ancient and even prospective members to sit down, break some bread and gossip about everything from paying your property taxes to the latest woodworking project idea that you have been mulling over. It's also a golden opportunity to bring along your significant other and show off our shop and what you've been doing while spending time away from the family pursuing one of your chosen hobbies. The

Kansas City Woodworkers' Guild celebrated its fortieth anniversary this year and we have a lot of things that we can be proud of and talk about. It's also when the Guild honors our most outstanding members of the year. We award the Contributor of the Year award to the individual that has made an outstanding contribution of his or her time and effort in helping the Guild become a more significant member of the Kansas City Community. We also award the Clifford W. Bell Lifetime Achievement award to the member of the Guild who has made the most significant long-term commitment to the Kansas City Woodworkers' Guild. You will generally be aware of these people and if you have been to the shop, you will have probably met and interacted with them.

If you have the chance to attend this function, it's a great way to get to know and meet more of your fellow members. I know that I missed the first of these dinners shortly after I joined because I didn't feel that I knew enough to attend. It was a bad mistake on my part and as I found out later, it would have been a wonderful opportunity to help myself fit in much more quickly into the Guild community than I did.

## A FINAL THOUGHT

We want everyone who is a member of the Guild to feel welcome and comfortable when they come into the shop. Many of us come as a way to shake off the stresses and challenges of our everyday lives. Some of us come in to just chew the fat for a few minutes, to express ourselves in the creativity that we may not have any other way to express or to make something for someone who is important to us. Remember that you are always welcome and we do truly appreciate you and your membership in the Guild. We have a wonderful shop, do our very best to keep the tools you use well maintained and operating and want you to thoroughly enjoy yourself every time that you come in.

Please have a wonderful holiday. Hold your families and friends close to your hearts and celebrate your life and community.

*Merry Christmas,  
Happy Hanukkah*



**Ron Haw**  
Vice President  
[vicepresident@kwcwg.net](mailto:vicepresident@kwcwg.net)

# MEMBER PROJECTS - DOUG CARTRIGHT



**Doug Cartright**  
*Finish Used: Poly*

**Photos Courtesy**  
**Neal Ray Shoger**

**Doug Cartright**  
*Picture Frames*  
*Materials Used: Walnut and Maple*  
*Finish Used: Poly*



## FROM THE SHOP



**T**ime for a few reminders in the shop today. Sometimes we forget the easy stuff and a gentle reminder puts us back on track. Follow along and let these items jog your memory, it will be like exercise.

Let's start with the shop stools, their home is in the front shop area. Does that mean you can't sit on a stool while you cut out your parts on the bandsaw in the back room? Of course not, but when you finish bring the stool back. Don't leave it as a courtesy for the next person, instead return the stool to where the next person expects the stools to

be.

We have 2 different types of shop-vacs, the yellow Dewalt shop-vacs are for pairing with tools like the Festool Domino, and the orange Rigid shop-vacs are for general cleanup. Remember that the shop-vacs store all the material you suck up in the vacuum, it does not transport the material into the 4th dimension gone forever. Due to this limitation the shop-vacs need to be emptied on occasion. This is a simple task available to all, even you. Again, return them to their rightful place when finished.

Heck, while we're cleaning up don't cheat yourself and let someone else clean up after you. Beat them to the punch and clean up your mess first. And just so you know, everyone is allowed

to empty the trash cans, no really, anyone. I know, you thought it was just for the chosen few.

As you know there is not an unlimited amount of space in the shop and a lot of members use the shop. That does mean that you can't leave your project on the bench until you can come back to it. You have to put it away. If you don't have a storage space in the storage area (for good storage email [storage@kcwg.net](mailto:storage@kcwg.net)) then you have to take it home. Do not, I repeat Do NOT just look for an out of the way place to stash your project. We will find your project and it will find the scrap bin where it will be consumed almost immediately. Of course if you are gluing something up and will be back the next day, ask the Foreman for direction. If you are working at the end of the Open Shop period and will be returning at the BEGINNING of the next Open Shop consult the Shop Foreman. If there is not a meeting, class or other event taking place before the next Open Shop you May be able to leave your project on the bench. Ask The Foreman.

Finally, remember that this shop is used by many members and everyone wants to have the most productive and enjoyable time that they can. If you see something, Say something. Let the Foreman know if a tool is not operating properly or is missing anything, or has a dull blade or needs any other attention. If you get a chisel out and find it needs sharpening, sharpen it, don't just put it back and grab another one. Take care of the shop and treat the tools well so that you will be treated well by the tools.

Happy Holidays,

**Chuck Saunders**

*Director of Assets*

[dir.assets@kcwg.net](mailto:dir.assets@kcwg.net)



## CNC SIG UPDATE

**THE CNC SPECIAL INTEREST GROUP (SIG) WILL NOT MEET IN DECEMBER 2024**



meeting; however, this was an oversight on my part when I failed to notify the Vice President (sorry Ron) before the calendar was published. We will resume our monthly meetings in January.

For any questions about the CNC machines and their operation email [CNCSIG@KCWG.net](mailto:CNCSIG@KCWG.net) and someone will be back to you.

Have a Merry Christmas season and a Happy New Year.


### DRUM ROLL please!

The small CNC [Legacy 2 X 2 Explorer] has been returned to service. There remain a few small tasks to accomplish, however, these do not prevent the machine from being used.

Guild members that had previously been qualified to use the Explorer will need to re-certify. Some minor changes have been made to the Operating Instructions, and individuals using the machine will need to familiarize themselves with them. If you wish to get your certification for either machine, send your request to [CNCSIG@KCWG.net](mailto:CNCSIG@KCWG.net) and one of the instructors will get back with you to set up an orientation. Please include your phone number in your email request.

For those members looking for information on the CNC machines our website is a great starting place. Go to [KCWG.org](http://KCWG.org) and in the green banner across the top click on "Activities". In the drop-down menu choose "Special Interest Groups". In this new window choose CNC SIG. From here you can follow the links to learn about the machinery and the software.

There will be no CNC SIG in the month of December. I know the calendar shows we will be having a



**Ed Stewart**  
CNC SIG Co-Coordinator  
[cncSIG@kcwg.net](mailto:cncSIG@kcwg.net)

## DECEMBER PROGRAMS

I'm sure you know that there is no specific program for December. That's our Holiday Dinner and while the food is good and the company is great, you can also take a chance to pick up some very nice items either in the raffle or in a silent auction. Craig Arnold, for example, has donated one of his famous clocks that he builds in his class. For \$20 or \$40 worth of tickets, you may get a nice clock. Or, it may be placed in the silent auction and then you hope that you are the only one bidding - good luck with that. Many of our members bring and donate some very nice items for the raffle and silent auction as well as bring some for the famous Show-and-Tell.

One thing that a few of us are considering is whether we should offer more community building activities. We would like to satisfy our present members as well as attract more new members, including some younger ones. These activities or happenings don't quite fit in with building woodworking skills, that's why we're not calling them events, but they could enhance the feeling of community for many of us.

For example, we know of a portable wood-fired pizza oven that could be included in a pizza-and-beer night. Don't have to come for the beer, of course, but the pizzas may be good. We could make some more corn hole boards and have a local corn hole tournament. We don't know whether such an activity would be held at our shop location or at a local park.

Then there's just the normal picnic activity someday. We could reserve a shelter at one of the parks and grill some hot dogs and burgers. These are both great family activities.

Let us know if you have other ideas for activities or happenings (Happy-Nings)!

I hope to see you at the Christmas Holiday party!



**Matthew Nowak**  
Director of Programs  
[dir.programs@kcwg.net](mailto:dir.programs@kcwg.net)

## DECEMBER LIBRARY NEWS

It has been a little less than a year since we moved and I believe the shop has become a very usable space. Many members have been a part of making that happen. The General Meeting will be the Holiday Dinner this month. I hope to see many of you then. The Library will have items to be raffled along with member contributions to the raffle. We will also have magazines for sale. The Library has a dvd player and a scanner available if you want to look at one of our dvd's. We also have a scanner if you need to scan a few pages from a book or magazine (bring your own thumb drive to store the copies). We have digital archives of many magazines on the Library computer. You are welcome to visit the Library anytime you are in the shop. Please feel free to ask any Library questions you may have if you see me in the shop or send an email to [librarian@kcwg.net](mailto:librarian@kcwg.net) with your question or schedule a time to meet in the Library.

We accept monetary donations to the Library which are placed in the Guild general fund (as are the magazine sale revenues). The Library accepts book donations and this is how we expand our collection. If you have woodworking related books (and magazines) you would like to donate, please consider the Kansas City Woodworkers' Guild Library.



**Don Steel**  
KCWG Librarian  
[librarian@kcwg.net](mailto:librarian@kcwg.net)

## MEMBER PROJECTS - GREG HALL & LES HASTINGS



### **Greg Hall**

**Project Name:** Hat Rack

**Materials Used:** Chestnut and Beaverchews

**Finish Used:** Danish Oil

**Points of Interest:** American Chestnut (wiped out in 1920's by disease)

**Photos Courtesy  
Neal Ray Shoger**



**Les Hastings**



## IMMEDIATE LEADERSHIP COMMITTEE POSITION OPENINGS

As the Guild continues to grow we are finding that members of our the Guild's Leadership Committee, at times, find themselves with work loads that begin to inhibit their ability as a volunteer to easily manage all of the demands on their time.

As a result of this the Guild's Constitution, By-Laws and Policies provide for each of the Leadership Committee Members to appoint an assistant

Leadership Committee Director to help them with the duties of their position. These assistants currently exist under a few of the current LC Directors but the Board of Directors has mandated that Directors without assistants begin to fill the position in their area of responsibility. The following Assistant Director positions are currently and in some cases a cutback of services may become necessary down

**Continued on Page 10**

## STORAGE UPDATE

**H**ello, all! Hey, long time no send you a quippy note! How is everyone?

It's renewal season, so it's a good time to update you on how the whole 'storage in the new space' situation is going.

The prices will not change: The top (e.g. 1) and bottom (5) bins are \$75 for the year, and it's \$110 for the 3 in the middle, (2,3,4). You'll be receiving an invoice from PayPal. You do not need a PayPal account to use this option. You can also pay in person at the Guild - give a check or cash to the foreman. You can also use a credit card (but then you have to find someone who knows how to use the swipe machine).

I am also converting some spaces to a different layout. The spaces as originally configured are 49" wide and 42" deep. Some people find that dimension limiting for storing long boards, although depending on the kind of work you do, it works fine. So, in this new additional layout, you use one half of two back-to-back spaces which are now split down the middle, making the individual spaces in this new configuration 24" wide and 84" deep, so same square footage but longer proportion. (A working example of this is B3/C3). You access your space from both ends - the access is just as big. This can't/doesn't apply to the A row, by the way.

I am planning to continue converting some spaces to this new deep configuration, as it is proving popular. I want to have options of both layouts. If your spot is filled and you are happy with the arrangement, I'll leave well enough alone. Although depending on what's across from you and how stuffed your space isn't, I might be contacting you about converting it.

Incidentally and of course, some people, um, blur the line between their spaces and the one next to them, and gradually their wood is stored in your space. (This happens in either configuration). You can let me know if there's an issue - I will happily, and maybe even effectively, play the Bad Cop.

So, back to renewal. I'll be sending invoices to all current storage renters for renewal in the coming weeks. Renewal deadline is end of January, after which the space will be cleared and available for others to rent. If you are not planning to renew, please let me know and I won't pester you.

If you would like to rent a space, send me an email.



**Susan Lawlor**  
Storage Coordinator  
[storage@kcwg.net](mailto:storage@kcwg.net)

## COMMUNICATIONS UPDATE

We're working diligently to improve our website by fixing broken links, removing outdated content, and enhancing the overall appearance. Over time, we've implemented various systems (Gmail, PayPal, Mailchimp, Classmarker, Signup Genius YouTube) to streamline operations and communication.

If you have any knowledge of past, unofficial Guild email addresses or software, please share this information with us. Your insights will help us maintain a comprehensive historical record.

As we approach budget season, your input is invaluable. The Communications Group is seeking suggestions for library additions to enhance member experience. Is there a specific subscription or publication

you'd find beneficial?

Additionally, please ensure your membership information, particularly your email address, is up-to-date. This will guarantee you receive timely notifications about events, classes, shop closures, and training opportunities. Please note that membership renewals can only be processed through the Members-Only area of our website.

To access the exclusive Members-Only area of our website, you'll need a unique password. If you're a new member,

you'll receive an activation link via email to set your password. For returning members, you can reset your password if needed.

**Brian Rorabaugh**  
Director of  
Communications  
& Webmasterr

[dir.communications@kcvwg.net](mailto:dir.communications@kcvwg.net)



### Continued from page 9

the road if we are unable to fill this positions. Here are the positions currently open: Assistant Director of Assets under Chuck Saunders, Assistant Director of Communications under Brian Rorabaugh, Assistant Director of Events under Chris McCauley, Assistant Director of Programs under Matt Nowak, Assistant

Director of Safety under Steve Hicks, and Assistant Director of Sponsorship under Duane Miller. If you believe that you might be interested in helping out in any of these positions, please contact or see the Director responsible for the area you are interested and they can discuss with you the duties where you can fit in. These

are important positions and we would hope that you can see your way clear to step forward.

**Ron Haw**  
Vice President

[vicepresident@kcvwg.net](mailto:vicepresident@kcvwg.net)



## MESSAGE FROM THE SAFETY DIRECTOR

As we look to the holidays ahead of us, it is sort of hard to believe that is the last safety-related newsletter article of the year! For a relative “newbie” who came to the role of KCWG Safety Director in March - 2024 has, indeed, been a significant year.

This year the KCWG Safety Committee has started to move forward with efforts to bring the Guild’s safety program up to date. A couple of examples include the development of new safety rules for our forthcoming new edition of *Safety Rules for the Shop*. We also created three new safety videos. One focuses on SawStop Table Saw safety, the



second covers operation and safety precautions for the Festool Domino Joiner, and the last video relates to Personal Safety / General Shop Safety Rules. My thanks go to Marselle Bredemeyer and Mike Blake for their willingness to serve as narrators for our new safety video productions. I would also like to express my thanks to Ron Haw and Chuck Saunders for creating the video scripts. I especially would like to thank Bill Mantia for his videographic talents. He singlehandedly shot all video footage and

performed the video editing to create the final product. The new videos are available for viewing on KCWG’s YouTube site. We’re excited for you to take time to view the new content.

This last message of the year from the Safety Director would not be complete without mentioning a word or two about the members of the Guild’s Safety Committee. I would like to shout out a huge “Thank You” to Denny Sondgeroth, John Sloss,

Ed Stewart, and Ron Lomax. Their enthusiasm and support have been invaluable to me as a new committee leader. Likewise, I would like to thank Ron Haw, Chuck Saunders, and Cal Hobbs for their service as standing members of the Guild Safety Committee, their wise counsel and support have been a great help. It is hard for me to express how appreciative I am for the experience and camaraderie with the members of the Safety Committee I have felt throughout this past year.

As 2024 draws to a close and we look to the new year, there is still much to be done when it comes to strengthening the KCWG’s Safety Program. My wishes are for a Merry Christmas and Happy New Year to all. Here’s looking forward to the journey ahead!!

**Steve Hicks**  
Director of Safety  
[dir.safety@kcwg.net](mailto:dir.safety@kcwg.net)



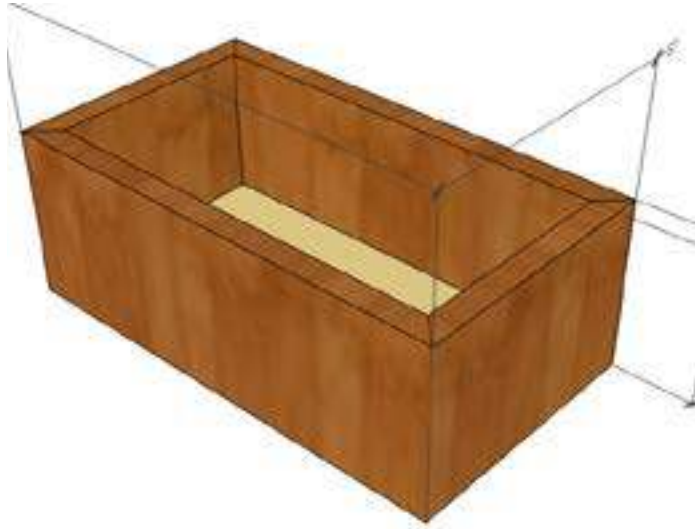
[The Safety Video Playlist can be found here.](#)

There are currently 12 videos uploaded:

- Festool Domino Joiner
- SawStop
- Shop Safety
- Sander Safety
- Mortiser Safety Video
- ShopFox 15 Belt Sander Safety
- Panel Saw Safety
- Jointer Safety
- Drillpress Safety
- Band Saw Safety
- Planer Safety
- Radial Arm Saw Safety

## ROUGH TO READY INSTRUCTORS NEEDED!

**M**any Guild members reading this article received their Green Badge by completing a Rough to Ready (R2R) class. For some, this may have been your first experience using powered



equipment for woodworking. For others, the course was a great refresher on how to safely use many of the tools at the Guild. You were able to take the class because someone volunteered to teach it! We are now asking you to consider becoming a Rough to Ready Instructor. Guild membership is on the rise, and that's great! Consequently, the demand for R2R class sessions is increasing also. Unfortunately, for various personal reasons, we don't currently have enough R2R Instructors to offer R2R classes that fit the schedule of all our members who want to take the class.

Each R2R class is open to one or two students. In the class, they learn to build a wooden box with an experienced instructor. As the student progresses through the process of building their box, the instructor discusses the safety considerations of each machine and gives the student the opportunity to operate the equipment safely and successfully.

We think you would find being an R2R Instructor to be a very rewarding experience. As an instructor, you may be the first individual with whom the

new member has face-to-face contact! You meet individuals from all walks of life and at all levels of woodworking experience. Students has said they thought they would just cut a few boards, and that would be it. They are very pleased when they see their box coming together. Students express their surprise at the results of their box-making experience with words like, "I can't believe I just made that!"

To become an R2R Instructor, please contact either of the R2R Co-Coordinators – John Sloss or Ed Stewart and as a new Instructor, you'll be paired with one or two of our experienced Instructors for your "audit" experience, while they are teaching a class. Then, when you are comfortable with the course methodology, you will pick dates you wish to teach R2R, and those dates will be placed on the *Signup Genius* R2R schedule. Classes typically take 5-6 hours. You are also given the choice between one or two students in your classes.

The Guild exists because many of the members volunteer to fill our various needs. This invitation is an opportunity for you to become involved in a very rewarding position. If you are interested, contact us! You will be glad you did.

John Sloss & Ed Stewart  
Rough to Ready Co-Coordinators

**John Sloss**  
Rough to Ready  
Co-Coordinator  
[JohnSloss@kcwg.net](mailto:JohnSloss@kcwg.net)



**Ed Stewart**  
Rough to Ready  
Co-Coordinator  
[EdStewart@kcwg.net](mailto:EdStewart@kcwg.net)



# MEMBER PROJECTS - LES HASTINGS



**Les Hastings**

**Project Name:** Walker Turner 1932 Book

**Photos Courtesy  
Neal Ray Shoger**

## END OF THE YEAR MEMBERSHIP NOTES

**M**embership renewal season is here in full swing! If you have not renewed yet, please do so and take advantage of the \$10.00 dollar early bird discount. This will be good until Jan 31st, 2025. The easiest way to renew is through the email link sent to you, please take advantage of that if you can. You can also mail a check into us or catch us when we are in the office for renewal. After Feb 28th, you will be considered a new member and will need to re-qualify for your green badge.

If you have already renewed your membership for 2025, your membership cards should be in the wooden index box on the counter ready to pick up at your next visit to the Guild. I am in once or twice a week and run them at that time.

Don't forget, we have a promotion for our members, if you have 10 friends join the Guild during 2025, you will get your 2026 membership for free! They must mention your

name at time of signing.

Looking for a gift certificate for the holiday season? We have them in the office.

They can be redeemed for a membership, a future class or merchandise.

Happy Holidays!

**Carole Shelton**  
Director of Membership  
[Dir.membership@kcwg.net](mailto:Dir.membership@kcwg.net)



## NOW AVAILABLE - MEMBERSHIP GIFT CERTIFICATES AVAILABLE FOR THAT SPECIAL GIFT

**W**e have gift certificates if you are thinking about a present under the tree for your favorite woodworker. They can be redeemed for a membership, a future class or merchandise.



**Carole Shelton**  
Director of Membership  
[dir.membership@kcwg.net](mailto:dir.membership@kcwg.net)



## KNOW YOUR FOREMAN

**E**ver wonder who to go to in our Guild for help with your project? We hear you and we want to help! Here are our first highlights of our Foremans on our floor. Stay tuned every month as we help you get to know our woodworking specialists ...



**Art LaGrange** – Loves to make boxes, trivets and cutting boards. Current project is making a drum sander.



**Matt Nowak** – Works with Veneers, cabinet Builder experience, Scroll Saw worker, Musical Instrument Builder, Triangle Loom Builder.



**Tim Locke** – Furniture maker, Guild Instructor of Intermediate Woodworking, Cabinet Maker, Master at Efficient Set up.



**Mike Blake** - Furniture Maker, Bird Box Maker, Furniture Repair, Home remodeler, Helper By Nature.



**Jon Lunde** – Master Laser Engraver. Monster Box Genius, Class Instructor.



**Carole Shelton**  
Director of Membership  
[dir.membership@kcwg.net](mailto:dir.membership@kcwg.net)

## PLEASE SUPPORT OUR KCWG SPONSORS

COMPANY NAME	ADDRESS/WEBSITE/DESCRIPTION	KCWG DISCOUNT AMOUNT
	<b>L&amp;K Hardwoods (Mahogany Sponsor)</b> 3101 N Lentz Road Independence, MO 816.249.4400 <a href="mailto:landkhardwoods@gmail.com">landkhardwoods@gmail.com</a> • <a href="http://landkhardwoods.com">landkhardwoods.com</a> Custom milling, kiln drying, hardwood lumber, live edge slabs, and custom furniture. Rubio Monocoat dealer.	<b>10%</b> Show current membership card on order/payment
	<b>Taylor Toolworks (Mahogany Sponsor)</b> Columbia, MO 573.397.6432 <a href="http://taytools.com">taytools.com</a> Specialty hand tools, supplies and fixture and jig hardware.	<b>10%</b> Use coupon code <i>Guild10</i> to receive discount
	<b>Rockler (Cherry Sponsor)</b> 15340 West 119th Street Olathe, KS 763.478.8214 <a href="http://rockler.com/olathe-store">rockler.com/olathe-store</a>	<b>10%</b> Show current membership card on order/payment-Some Restrictions May Apply
	<b>Walrus Oil (Cherry Sponsor)</b> Springfield, MO 816.848.8598 <a href="https://walrusoil.com/">https://walrusoil.com/</a> Oil and wax finishes for cutting boards, furniture and leather, and waterless skincare.	<b>10%</b> Identify KCWG membership on order Coupon Code: KCWG
	<b>Lie-Nielsen Toolworks (Cherry Sponsor)</b> Warren, ME 207.273.2520 <a href="http://lie-nielsen.com">lie-nielsen.com</a> Hand tools, sharpening and tool care products, workbenches and education for woodworkers.	<b>10%</b> Offered only on purchases made at the annual Guild tool show Must show current membership card on order/payment at the Guild
	 <b>(Pine Sponsor)</b> Phone: 816.330.3596 13585 45 Highway Platte City, MO 64079 Hours: MON - FRI 8:30AM - 4:30PM	



## PLEASE WELCOME THESE 24 NEW MEMBERS WHO JOINED IN LATE NOVEMBER & EARLY DECEMBER

<u>FIRST NAME</u>	<u>LAST NAME</u>	<u>HOMETOWN</u>	<u>STATE</u>	<u>JOINED</u>
Donald	Thomas	Kansas City	MO	11/09/2024
Justin	Jones	Kansas City	MO	11/15/2024
David	Katke	Olathe	KS	11/16/2024
Davin	Taddeo	Lawrence	KS	11/16/2024
Sam	Barber	Lee's Summit	MO	11/20/2024
Rod	Hansen	Olathe	KS	11/20/2024
Evan	Johnson	Kansas City	MO	11/20/2024
Timothy	Munday	Chillicothe	MO	11/20/2024
Gordon	Frantz	Gladstone	MO	11/22/2024
Joe (Rosey)	Rosenberger	Shawnee Mission	KS	11/22/2024
Kurt	Wiedeman	Kansas City	MO	11/22/2024
Steve	VanLiew	Lenexa	KS	11/23/2024
Craig	Pinney	Grain Valley	MO	11/23/2024
Kevin	Canales	Lake Waukomis	MO	11/20/2024
Carolina	Garcia	Kansas City	KS	11/20/2024
Ed	Miller	Edwardsville	KS	11/23/2024
Josh	Nelson	Shawnee	KS	11/25/2024
Ed	Boswell	Lenexa	KS	11/27/2024
Robert	Fisk	Mission	KS	12/2/2024
Matthew	Gandy	Kansas City	MO	12/2/2024
Bill	Fowler	Kansas City	MO	12/2/2024
Jake	Ledgerwood	Overland Park	KS	12/7/2024
David	Possin	Kansas City	KS	12/7/2024
Chris	Zeko	Overland Park	KS	12/7/2024

**CURRENT MEMBERSHIP** ⇨ **853**



## Notes from the Training Desk

I've been really looking forward to writing this newsletter article. At long last, I can give a preview of some of the classes the Guild has in store for next year. If there is a class that interests you, I recommend marking your calendar for when the enrollment opens. Frequently, classes fill up very quickly. Class announcements always happen on Tuesday nights at approximately 7 p.m.

### **Spoon Carving**

I'm particularly excited to be able to announce this class. I've been working on getting this one set up since I became the Training Chair last spring. On Saturday, March 15, Jess Hirsch is coming from Minneapolis to teach her approach to spoon carving using traditional tools.

Jess Hirsch is a renowned woodworker and sculptor who focuses on a Scandinavian handicraft called *sloyd*. While developing her craft, she traveled to Sweden to study with Beth Moen and Stefan Norgaard through the American Scandinavian Foundation's Craft Grant. She was also the recipient of the Minnesota State Arts Board Folk and Traditional Art grant to study *sloyd* with Jim Sannerud. In addition, Jess is the founder of the Fireweed Community Woodshop. This woodshop focuses on empowering women and marginalized genders through the art of woodcraft. The goal of Fireweed is to reach out to those who have been historically excluded from woodshops and introduce

them to the craft of woodworking. I feel extremely fortunate to have Jess teach at the Guild this spring.

The classes will be held on **Saturday, March 15**. There will be two half-day sessions: one from 9 a.m.-12 p.m. and the other from 1-4 p.m. Enrollment for the class will open on **Tuesday, December 17 at 7 p.m.**

### **Basic Woodworking**

The popular Basic Woodworking classes will return on Thursday nights next year.

Each class runs for ten weeks, and we intend to run three different sessions.

For those who are not familiar with this class, this course is designed to provide a basic introduction for adults with little or no prior experience with tools, materials, and woodworking machinery.

It is presented in 10 three-hour sessions beginning with a complete shop orientation and progressing through the planning and building of three projects.

The projects are geared to provide hands-on practice in:

- Choosing materials
- Preparing and joining wood parts
- Cutting precise joints
- Creating dado joints and grooves
- Machining multiple component parts
- Mortise and Tenon joinery
- Cross lapping
- Gluing

The course ends with an overview of general furniture and cabinetry finishing processes, tips, and techniques.

This course is fast-paced, and students will be encouraged to use the Guild's Open Shop times for additional project completion time as needed.

**Continued on Page 19**

Continued from page 18

**Session 1: January 23-March 27**, Thursdays, 7-10 p.m. This class was released on **December 10 at 7 p.m.** There may still be slots available.

**Session 2: April 10-June 12**, Thursdays, 7-10 p.m. This class opens for enrollment on **February 25**.

**June 26-August 28**, Thursdays, 7-10 p.m. This class opens for enrollment on **May 13<sup>th</sup>**.

### **Introduction to Hand Tools**

Next year, we're going to offer two sessions of the popular Introduction to Hand Tools class. This class is designed to acquaint woodworkers with the use of classical hand tools such as planes, saws, chisels, and drills that were in common usage before the current power tool availability.

This type of woodworking is becoming increasingly popular due to nostalgia, but also due to smaller spaces to work and smaller budgets for buying very expensive powered machinery. Modern hand tools have been revived by manufacturers and the top-end ones, though expensive, are much better quality than the tools of our grandfathers. The student will learn the purpose, care, and use of a basic set of tools that will enable them to craft joinery projects from generally available materials.

**Session 1: April 10-June 12**, Thursdays, 7-10 p.m. This class opens for enrollment on **February 25**.

**Session 2: September 11-November 13**, Thursdays, 7-10 p.m. This class opens for enrollment on **July 29<sup>th</sup>**.

### **Intermediate Woodworking**

Then, we're going to offer just one session of the Intermediate Woodworking class. The Intermediate Woodworking class is a **fast-paced** class that has been designed to be a continuation of the Basic Woodworking class. As such, it is required that students complete Basic Woodworking prior to taking this class. Intermediate woodworking

focuses on three elements in woodworking beyond the basic course:

- Creating tapered legs
- Constructing and fitting cabinet doors
- Constructing and fitting drawers

These skills are taught as part of the construction of two projects, which allow students to continue honing techniques taught in the Basic Woodworking course. The first project is a Shaker Table and the second is a Wall Cabinet. Each project will be taught over a five-week period; however, students will need to spend time outside of class to complete the projects. There will be **less** step-by-step instruction in these classes with instruction emphasis placed on the newer techniques.

This class runs on Thursday nights, 7-10 p.m. **September 11-November 13**. It opens for enrollment on **July 29<sup>th</sup>**.

### **Mitered Picture Frames**

Last, we are still offering project-based classes next year and the first one is the Mitered Picture Frame class. Students in this class will build two mitered picture frames: one 8x10 and one 5x7. The class will use a mitered sled on the table saw to cut the miters, a router table and/or table saw to cut the rabbets, and a router table to cut the decorative edges.

This class will take place on Saturday, **January 25<sup>th</sup> from 9 a.m.-2 p.m.** It opens for enrollment on **December 17<sup>th</sup>**.

Of course, this is just the tip of the iceberg in terms of what's in the works. Keep watching the Newsletter Training articles for a heads-up of what's to come!

**Rich Higgason**  
Director of Training  
[dir.training@kcwg.net](mailto:dir.training@kcwg.net)



## CHAMPIONS IN WOODWORKING - NORM CARPENTER

**W**here do you start with a guy like Norm Carpenter? He has been involved in the Guild for so many years. Norm is an accomplished woodworker, instructor and planner of classes.

In 2017 he became the Assistant Training Director and moved his way up to Training Director in 2018. He stayed in this position until 2020. He returned to the position in 2023 briefly when needed. Since that time, he has continued to be involved in recruiting instructors and assistants, not to mention helping multiple others with their craft. Norm has presented Skill Builder sessions and endless special classes for our members. His commitment to the Guild has included media promotion, gathering information and photos to share our Guild history with our community.

His endless years of commitment to woodworking, instruction and our Guild with his bounty of knowledge he has shared with all of us has no measure. Norm is currently one of our outstanding Foreman's on our shop schedule. He lives in Kansas City with his lovely wife Karen.



Please join me in a standing ovation for Norm. His time, efforts and commitment to our Guild are irreplaceable!

**Carole Shelton**  
Director of Membership  
[dir.membership@kcwg.net](mailto:dir.membership@kcwg.net)



**MEMBER PROJECTS - FRED ARNHOLD & GREG VOLKLAND**

***Fred Arnhold***

***Project Name:*** Santa

***Materials Used:*** Basswood

***Finish Used:*** Acrylic

**Photos Courtesy  
Neal Ray Shoger**

***Greg Volkland***

***Project Name:*** Mission Chair

***Materials Used:*** Pine , Fir, Oak

***Finish Used:*** General Finishes Oil Stain Nutmeg &  
Beeswax



# TAYLOR TOOLWORKS



VISIT TAYLOR TOOLWORKS at  
[WWW.TAYTOOLS.COM](http://WWW.TAYTOOLS.COM)

## SPONSORSHIP NEWS

In addition to our sponsors and discount providers identified by their logo throughout this newsletter, we would like to thank the following for their Raffle Table contributions:

Anonymous:	Delta Planer Blades SawStop Cap Slide Top Box
Russ Amos:	1/2" Sanding Sleeves 1-1/2" Sanding Sleeves
Schutte Lumber:	Cup/Pen/Note Pad with Gift Certificate
John Van Goethem:	1-2-3 Block Frame Clamp Set

Due to the Christmas dinner and activities, there will not be the regular Raffle Table at the December Membership Meeting due to the Christmas dinner.

Prizes on the Raffle Table at each Member Meeting have been donated by members, estates and, mainly, by our sponsors. Donations by fellow members include excess materials, class projects, duplicate tools and whatever the spouse/partner/roommate/ family member/neighbor may refer to as excess items. Look around your home shop and Guild storage areas. If you need additional work or storage space, keep the Raffle Table in mind. I like to recognize those that donate. If you aren't comfortable being recognized for your donation, that works also.

Guild policies require assistants for all directors. **If you have interest in working with our sponsors**, please contact me at [dir.sponsorship@kcwg.net](mailto:dir.sponsorship@kcwg.net) or stop by and chat at monthly membership meetings or anytime you see me.

### SPECIAL RAFFLE





A Sommerfeld Tools router table has been donated to the Guild and will be raffled off. The router table is currently located for inspection on a work table adjacent to the members name tag board in the SW corner near the Library.


During the monthly Membership meeting(s), we will be selling tickets for \$5 each at the raffle table. When a **minimum** of 100 tickets have been sold, we will draw the winning ticket at that meeting.

**Duane Miller**  
Director of Sponsorship  
[dir.sponsorship@kcwg.net](mailto:dir.sponsorship@kcwg.net)



PLEASE SUPPORT OUR KCWG SPONSORS

COMPANY NAME	ADDRESS/WEBSITE/DESCRIPTION	KCVG DISCOUNT AMOUNT
	<p><b>Woodcraft</b>                      8645 Bluejacket Road • Lenexa, KS                      913.599.2800  <a href="http://woodcraft.com/stores/kansascity">woodcraft.com/stores/kansascity</a>                      Power tools and accessories, hand tools, fasteners, hardware, wood, finishes, clamps, workbenches, personal safety equipment and education.</p>	<p><b>10%</b>                      Show current membership card on order/payment</p>
	<p><b>Metro Hardwoods</b>                      4243 S Noland Road • Independence, MO                      816.373.1710  <a href="http://metrohardwoodsinc.com">metrohardwoodsinc.com</a>                      Hardwood lumber, plywood, finishes, saw blades and bits.</p>	<p><b>10%</b>                      Show current membership card on order/payment</p>
	<p><b>Neal Ray's Photography</b>                      9 E Kansas Street • Liberty, MO                      816.582.5968  <a href="mailto:nealraysphoto@gmail.com">nealraysphoto@gmail.com</a>                      Photographic studio portraits.</p>	
<p><b><u>SUPERIOR GRINDING</u></b></p>	<p><b>Superior Grinding</b>                      5315 Raytown Road • Raytown, MO                      816.561.8665  <a href="http://superiorgrindingllc.webstarts.com">superiorgrindingllc.webstarts.com</a>                      Sharpening tools used by professionals and homeowners.</p>	<p><b>10%</b>                      Show current membership card on order/payment</p>







EXCLUSIVE MEMBERS OFFER

SAVE ON ENTIRE STORE

25%

COUPON CODE:

KCWG25



WWW.RX-SAFETY.COM

**THIS MONTH'S MEMBERSHIP MEETING  
WILL BE OUR  
ANNUAL MEMBERSHIP HOLIDAY DINNER  
AND WILL BE HELD AT THE KCWG SHOP AT  
1717 WASHINGTON ST ON  
WED, DECEMBER 18, BEGINNING AT 7PM**

# Bloomer



# Hardwoods

## Offered Services

- Log Milling
- Custom Drying 20,000 bf
- Planing
- Straight lining
- Glued Panels
- Wide Belt Sanding
- Profile Replication
- Custom Moulding
- Template matching of existing pattern

**Phone: 816.330.3596**

**13585 45 Highway, Platte City, MO 64079**

**Hours: MONDAY - FRIDAY 8:30AM - 4:30PM**

## Products Available at Bloomer Hardwoods

- Ash 4/4 & 8/4
- Cedar Aromatic
- 4/4, 8/4, & 12/4
- Cherry 4/4, 8/4 & 12/4
- Maple 4/4
- Pecan 4/4 & 8/4
- Red Oak 4/4 & 8/4
- Walnut 4/4 & 8/4
- White Oak 4/4
- Plywood for Cabinets
- And many other Local Hardwoods

## PLEASE SUPPORT OUR KCWG SPONSORS

COMPANY NAME	ADDRESS/WEBSITE/DESCRIPTION	KCVG DISCOUNT AMOUNT
 <p><b>Schutte</b> LUMBER CO. Since 1880</p>	<p><b>Schutte Lumber Company</b> 3001 Southwest Blvd. • Kansas City, MO 816.753.6262 • <a href="http://schuttelumber.com">schuttelumber.com</a> Timbers, cedar, siding and pattern profiles, specialty hardwoods, treated lumber, Festool power tools, decking, fasteners and hangars.</p>	<p><b>10%</b> Show current membership card on order/payment</p>
   <p>Phillips Safety Products, Inc.</p>	<p><b>Phillips Safety Company</b> • Middlesex, NJ 888.245.6638 <b>Three websites to serve KCWG members, each offering a 25% member discount (Use code KCWG25)</b> <a href="http://rx-safety.com">rx-safety.com</a> - Prescription safety glasses, reading and magnifying glasses, hearing protection <a href="http://myeyewear2go.com">myeyewear2go.com</a> - Eyeglasses, sunglasses, prescription sunglasses, sports and specialty glasses <a href="http://phillips-safety.com">phillips-safety.com</a> - Laser safety glasses, welding and IR safety glasses, radiation protection, glassworking eyewear</p>	<p><b>25%</b> INPUT coupon code KCWG25 to receive discount</p>
 <p><b>KATSURA</b></p>	<p><b>Katsura Cutlery</b> Houston, TX <a href="http://katsuracutlery.com">katsuracutlery.com</a> Knives, knife blanks and knife making instructions.</p>	<p><b>10% 15 - 20%</b> on some sales items Identify KCWG membership on order</p>
 <p><b>Lee Valley</b></p>	<p><b>Lee Valley</b> Reno, NV 888.983.1865 <a href="http://Leevalley.com">Leevalley.com</a> Hand tools, power tools, hardware and accessories.</p>	<p><b>15%</b> educational Application form available at Guild</p>
 <p><b>LIBERTY</b> HARDWOODS, INC.</p>	<p><b>Liberty Hardwoods</b> 3900 N Kentucky Avenue • Kansas City, MO 816.231.0852 <a href="http://libertyhardwoodsinc.com">libertyhardwoodsinc.com</a> Hardwood lumber, plywood, trim, hardware and accessories.</p>	<p><b>10%</b> Show current membership card on order/payment</p>
 <p>The URBAN LUMBER Company</p>	<p><b>The Urban Lumber Company</b> 7200 E Hwy 40 • Kansas City, MO 816.888.7947 • <a href="http://urbanlumberco.com">urbanlumberco.com</a> Locally harvested wood. Custom milling, green and dried lumber, table bases and PVC stickers.</p>	<p><b>10%</b> Show current membership card on order/payment</p>

## DECEMBER 2024 - ROUTER SAFETY REVIEW

A router is basically a motor that turns a cutter head at very high speed. It is used to perform an extensive range of smooth finishing and decorative cuts.

### Safety Rules

1. Use sharp bits, inspect them before each use, and handle them with care. Never use dull or damaged bits or bits with cracked carbide.
2. Consult a speed chart for the correct speed setting for the bit.
3. Use only bits that have a cutting diameter less than the opening in the router base.
4. Unplug the router when changing a bit.
5. When changing a router bit, insert the new bit as far into the collet as possible, then withdraw it about 3/16" before tightening the collet. Make sure that the bit shaft is engaged in the collet at least 1/2".
6. Always use the wrenches provided with the tool to make adjustments.
7. Be sure that the collet nut and any other adjustment devices are securely tightened before turning the router on. Loose adjustment devices can unexpectedly shift, causing loss of control; loose bits and collets may be thrown violently.
8. Make sure the work surface is free from nails, knots, and other foreign objects. Do not shape particleboard; it could fly apart while being routed.
9. Hold the workpiece securely in a vise or other clamping device. Holding the workpiece by hand is unstable and dangerous.
10. Follow the tool manufacturer's recommendation for the depth of cut.
11. Hold the router firmly with both hands. Motor torque can cause it to twist.
12. Feed the cut against the direction of bit rotation. Feeding the tool in the wrong direction causes the cutting edge of the bit to climb out of the workpiece and may cause loss of control.
13. Never lay the tool down until the motor and bit have come to a complete stop. The spinning bit can grab a surface and pull the tool out of your control.
14. Don't touch the bit immediately after use. It may be hot.
15. Return the bit to the bit holder located in the tool cabinet after use. Never store bits loose in a drawer.



day	December	Date	9am	10	11	12	1	2	3	4	5	6	7	8	9pm
Sunday	December	1		Chuck Saunders					Chris McCauley						
Monday	December	2			Dom Fiorella			Ron Haw				Gary Strohm			
Tuesday	December	3	Gary Creek			Craig Arnold							Kara Paris		
Wednesday	December	4	Barb Hinton				Art LaGrange					LC Meeting			
Thursday	December	5	Gary Mielke									Training			
Friday	December	6													
Saturday	December	7	Mike Jones					Basic Skills Class Free Just Show Up		George Rexroad					
Sunday	December	8		Rob Young						Mark Waugh					
Monday	December	9	John Sloss				Ron Haw					Woodturners General Meeting			
Tuesday	December	10	Matt Nowak			Ron Lomax			Craig Arnold			Roland Mohler			
Wednesday	December	11	Bob Caldwell				Mike Blake					Rich Higgason			
Thursday	December	12	Gary Mielke									Training			
Friday	December	13		Curtis Alexander				Ed Stewart							
Saturday	December	14	George Rexroad				Norm Carpenter								
Sunday	December	15		Chuck Saunders						Chris McCauley					
Monday	December	16	Jerry Thompson					Ron Haw				Gary Strohm			
Tuesday	December	17	Gary Creek			Craig Arnold									
Wednesday	December	18	No Open Shop		Holiday Dinner Setup		No Open Shop		Watch email for how to help		No Open Shop	General Meeting Holiday Dinner			
Thursday	December	19	Gary Mielke									Training			
Friday	December	20						Jon Lunde							
Saturday	December	21	Tom Smoller												
Sunday	December	22		Rob Young				No Handtool SIG This Month		Wayne Peterson					
Monday	December	23	John Sloss					Ron Haw				Kolton Stimpert			
Tuesday	December	24	Christmas Eve		No Open Shop		Christmas Eve		No Open Shop		Christmas Eve		No Open Shop		
Wednesday	December	25	Christmas Day		No Open Shop		Christmas Day		No Open Shop		Christmas Day		No Open Shop		
Thursday	December	26	Gary Mielke									Training			
Friday	December	27						Ed Stewart				Rick Chandler			
Saturday	December	28	George Rexroad				Don Steele			Joshua Baldwin					
Sunday	December	29		Chuck Saunders											
Monday	December	30						Ron Haw							
Tuesday	December	31	Gary Creek			Craig Arnold						Rick Chandler			

**TELETYPE**

# JANUARY 2025 OPEN SHOP SCHEDULE

Day	Month	Date	9am	10	11	12	1	2	3	4	5	6	7	8	9pm
Wednesday	January	1	Barb Hinton				Art LaGrange					LC Meeting			
Thursday	January	2	Gary Mielke									Training			
Friday	January	3													
Saturday	January	4	Mike Jones					Basic Skills Class Free Just Show Up	George Rexroad						
Sunday	January	5		Chuck Saunders					Chris McCauley						
Monday	January	6			Dom Fiorella			Ron Haw					Gary Strohm		
Tuesday	January	7	Gary Creek			Craig Arnold								Kara Paris	
Wednesday	January	8	Bob Caldwell				Mike Blake							Rich Higgason	
Thursday	January	9	Gary Mielke										Training		
Friday	January	10		Curtis Alexander				Ed Stewart							
Saturday	January	11	George Rexroad				Norm Carpenter								
Sunday	January	12		Rob Young					Mark Waugh						
Monday	January	13	John Sloss				Ron Haw							Woodturners General Meeting	
Tuesday	January	14	Matt Nowak			Ron Lomax			Craig Arnold					Roland Mohler	
Wednesday	January	15					Tim Locke							General Meeting	
Thursday	January	16	Gary Mielke										Training		
Friday	January	17						Jon Lunde							
Saturday	January	18	Tom Smoller												
Sunday	January	19		Chuck Saunders					Chris McCauley						
Monday	January	20	Jerry Thompson					Ron Haw						Gary Strohm	
Tuesday	January	21	Gary Creek			Craig Arnold								CNC SIG 6:30	
Wednesday	January	22	Bob Caldwell				Mike Blake							Kevin Thomas	
Thursday	January	23	Gary Mielke										Training		
Friday	January	24						Ed Stewart						Rick Chandler	
Saturday	January	25	George Rexroad				Don Steele		Joshua Baldwin						
Sunday	January	26		Rob Young				Handtool SIG	Wayne Peterson						
Monday	January	27	John Sloss					Ron Haw						Kolton Stimpert	
Tuesday	January	28	Matt Nowak			Ron Lomax			Craig Arnold					Roland Mohler	
Wednesday	January	29												Carving SIG	
Thursday	January	30	Gary Mielke										Training		
Friday	January	31												Norm Carpenter	

Edited December 05, 2024

## GUILD ACTIVITIES AT THE SHOP

Always check the Guild website before leaving home to be sure that a scheduled event is actually taking place.

There will also be times when the shop will be closed to open shop periods due to a special meeting, class or event. These closures will be clearly noted on the monthly open shop schedule and are typically highlighted by a color other than the green background that normally indicates an open shop period.

### BOARD, LEADERSHIP, COMMITTEE & GENERAL CONTACTS DIRECTORY

President .....	Cal Hobbs .....	<a href="mailto:president@kcwg.net">president@kcwg.net</a>
Vice-President.....	Ron Haw .....	<a href="mailto:vicepresident@kcwg.net">vicepresident@kcwg.net</a>
Secretary .....	David Roth .....	<a href="mailto:secretary@kcwg.net">secretary@kcwg.net</a>
Treasurer.....	John Steyer .....	<a href="mailto:treasurer@kcwg.net">treasurer@kcwg.net</a>
Member-at-Large.....	Craig Arnold .....	<a href="mailto:memberatlarge@kcwg.net">memberatlarge@kcwg.net</a>
Director of Assets .....	Chuck Saunders .....	<a href="mailto:dir.assets@kcwg.org">dir.assets@kcwg.org</a>
Asst Director of Assets .....	OPEN .....	
Director of Communications.....	Brian Rorabaugh .....	<a href="mailto:dir.communications@kcwg.net">dir.communications@kcwg.net</a>
Asst Director of Communications .....	OPEN .....	
Director of Events .....	Chris McCauley .....	<a href="mailto:dir.events@kcwg.net">dir.events@kcwg.net</a>
Asst Director of Events .....	OPEN .....	
First Friday Chairperson .....	Katherine O'Hara .....	<a href="mailto:firstfridayschair@kcwg.net">firstfridayschair@kcwg.net</a>
Librarian.....	Don Steele .....	<a href="mailto:librarian@kcwg.net">librarian@kcwg.net</a>
Newsletter Editors.....	Ron Haw & Stephan Vandenbroucke .....	<a href="mailto:newsletter@kcwg.net">newsletter@kcwg.net</a>
Director of Membership .....	Carole Shelton .....	<a href="mailto:dir.membership@kcwg.net">dir.membership@kcwg.net</a>
Asst Director of Membership.....	Jim Berard .....	<a href="mailto:assist.membership@kcwg.net">assist.membership@kcwg.net</a>
Director of Programs .....	Matt Nowak.....	<a href="mailto:dir.programs@kcwg.net">dir.programs@kcwg.net</a>
Asst Director of Programs.....	OPEN .....	
Director of Safety .....	Steve Hicks.....	<a href="mailto:dir.safety@kcwg.net">dir.safety@kcwg.net</a>
Asst Director of Safety .....	OPEN .....	
Director of Sponsorship.....	Duane Miller .....	<a href="mailto:dir.sponsorship@kcwg.net">dir.sponsorship@kcwg.net</a>
Asst Director of Sponsorship .....	OPEN .....	
Director of Training .....	Rich Higginson .....	<a href="mailto:dir.training@kcwg.net">dir.training@kcwg.net</a>
Asst Director of Training.....	Brent Murphy.....	<a href="mailto:assist.training@kcwg.net">assist.training@kcwg.net</a>
Web Master.....	Brian Rorabaugh (Open) .....	<a href="mailto:webmaster@kcwg.net">webmaster@kcwg.net</a>

### ESSENTIAL LINKS & SERVICES

Kansas City Woodworkers Guild Website.....	<a href="https://kcwg.org">https://kcwg.org</a>
Guild Training and Available Classes .....	<a href="https://kcwg.org/classes/">https://kcwg.org/classes/</a>
Members Only Section (Password Rqd) .....	<a href="https://kcwg.org/member-only-area/">https://kcwg.org/member-only-area/</a>
Guild Photo Bank and Upload Center .....	<a href="https://member.kcwg.org/photo-submission/">https://member.kcwg.org/photo-submission/</a>
Place a Classified Ad .....	<a href="mailto:classifieds@kcwg.net">classifieds@kcwg.net</a>
Project Storage Area (rental and questions).....	<a href="mailto:storage@kcwg.net">storage@kcwg.net</a>
KCWG Facebook Page.....	<a href="https://www.facebook.com/kcwg">https://www.facebook.com/kcwg</a>
KCWG Videos .....	<a href="https://kcwg.org/videos">https://kcwg.org/videos</a>

#### KANSAS CITY WOODWORKERS' Guild SPECIAL INTEREST GROUPS (SIG'S)

Carving SIG .....	<a href="mailto:carvingSIG@kcwg.net">carvingSIG@kcwg.net</a>
CNC SIG .....	<a href="mailto:cncSIG@kcwg.net">cncSIG@kcwg.net</a>
Hand Tool SIG .....	<a href="mailto:handtoolSIG@kcwg.net">handtoolSIG@kcwg.net</a>
Laser SIG .....	<a href="mailto:laserSIG@kcwg.net">laserSIG@kcwg.net</a>

VISIT  
THE KANSAS CITY  
WOODWORKERS' GUILD  
ONLINE AT  
[WWW.KCWG.ORG](http://WWW.KCWG.ORG)

