

# WOOD WORDS

## RANTS AND RAVES OF THE VICE-PRESIDENT

PUBLISHED BY THE KANSAS CITY  
WOODWORKERS GUILD

1717 WASHINGTON ST\* KANSAS CITY\* MO\* 64108

EDITOR: STEPHAN VANDENBROUCKE

As our LC Members move toward fulfilling the obligations of their positions by securing assistant directors, we are beginning to see these seeds already beginning to bear fruit. The first of these changes was in the area of the Director of Membership. Recently Carol Shelton assumed the position of Assistant Director of Membership. As she has begun to learn and execute the finer points of the position, she and Jim Berard, our Director of Membership for the past five or six years have ultimately decided to swap positions with Carol now assuming the position of Director of Membership and Jim moving to fill the roll of Assistant Director of Membership. Jim’s reasoning in making this change is to more fully deal with family obligations and other personal reasons. Carol and her forming Membership Committee have begun a membership recruitment campaign to bring in the new members necessary to prevent future large dues increases. So far, she and her committee have been to: Woodcraft, Rockler, Metro Hardwoods, Schutte Lumber, Lowe’s Hardware and continue to approach retailers and vendors with a woodworking connection to propose holding drives in their locations. In October alone, the Guild signed thirty new members, and the Membership Committee should be congratulated for their efforts in bringing these new folks into our group. If you are one of these new recruits, Welcome Aboard! Get involved and enjoy yourself as you improve your woodworking skills and make new friends. Carol has many new events and opportunities for all of us to get involved in to keep our membership robust, healthy and engaged. Want to get involved in the Membership Committee? Simply get in touch

Continued on Page 2

## IN THIS ISSUE...

*Note: You may go directly to any article in the newsletter by simply clicking on the article name below, in the Table of Contents:*

- [Rants and Raves of the Vice-President..... 1](#)
- [From the Shop ..... 4](#)
- [A Masterclass in Woodworking:..... 6](#)
- [The Lie-Nielsen Presentation..... 6](#)
- [CNC SIG Update ..... 7](#)
- [Remembering John Tegeler..... 8](#)
- [Now Available - Membership Gift Certificates Available  
for that Special Gift ..... 10](#)
- [The Most Important Safety Device ..... 12](#)
- [Praise for the Scroll Saw..... 13](#)
- [Know your Foreman..... 14](#)
- [New Member Welcome ..... 16](#)
- [A Few Notes ..... 16](#)
- [End of Year Membership Specials ..... 18](#)
- [Champions in Woodworking – John Sloss..... 19](#)
- [Sponsorship News..... 21](#)
- [Treasurer’s Column..... 21](#)
- [November 2024 - Safety Review ..... 23](#)
- [August Library News..... 24](#)
- [November 2024 Open Shop Schedule..... 25](#)
- [Tentative December 2024 Open Shop Schedule..... 26](#)
- [Guild Contacts and Service Directory ..... 27](#)

Continued from page 1

with Carol ([dir.membership@kcwg.net](mailto:dir.membership@kcwg.net)) or Jim Berard ([assist.membership@kcwg.net](mailto:assist.membership@kcwg.net)).

Chris McCauley is working with Santa's Elves putting the final touches on this year's 'Santa's Workshop' to be held in the Guild shop on November 23<sup>rd</sup> and 24<sup>th</sup>. The program opens our shop to families and their children who get to assist various Santa's Elves (Guild members) as they build a free toy together in our shop and then they get to spend a few minutes with Santa. Santa's Workshop was originally designed by Chris's dad, Mike McCauley and Chris has picked up the ball, err Snow Globe on the program and is moving the program forward after a few year's hiatus.

Mark your calendars for Wednesday, December 18, as the Guild hosts its 40<sup>th</sup> anniversary Holiday Dinner Celebration. Every year we stand down our regular membership meeting in favor of this dinner that is open to ALL members, their families and Guests. It's a chance to have dinner, meet and get to know other members and show off the guild to your family. I made the mistake of missing this event on my first year as a member and I missed a wonderful chance to show off what I'd been doing while spending all my time at the guild. It's something that I've always regretted. Due to the efforts of Chris McCauley

and David Roth we have a new caterer this year who promises us a great meal, so please don't pass this event by. Check out the holiday dinner sign up now on Sign-up Genius.

In other news, Safety Director Steve Hicks has been working hard putting together three new safety videos. These videos are in the final editing stage and should be posted to the website in the very near future.

I'm a new member, what now? If you've taken and passed your safety test, you can attend the Guild Safety Orientation. Attending this roughly two-and-a-half-hour-class covers the Guild's safety rules, and provides a detailed tour of the shop and our stationary machinery and hand tools. Safety orientations are held monthly and you can locate the meeting dates on the Guild calendar located on the Guild website ([kcwg.org](http://kcwg.org)) Once you have passed the safety test and attended the orientation, you will be issued your green name tag and will be free to work in the shop, Newer to woodworking, want something a little more comprehensive? After you've passed that safety test, go to the Guild website and you can search for and sign up to take the Rough 2 Ready class. This class is offered several times each and every month and offers

you the opportunity to work on a one-on-one basis with your class leader as you build a lidded box from rough lumber.

So what else is going on in the Guild? LC members continue to work towards getting assistant directors in position. If you think that you might be interested in filling one of these open positions, please get in touch with the director responsible for the position. We currently have assistant directors in place for Training, Membership and Communications so there are still opportunities open in several areas. As the Guild continues to grow the Assistant Director positions become more and more important as the workloads on the individual directors become heavier. This would be your chance to really get involved and make a difference in the management of the Guild.

As a final thought; It was brought to our attention that long time member of the Guild, John Tegeler, passed away on Saturday morning, November 16, John ran the Scroll Saw SIG for many years. John's presence will be missed and he is in our thoughts and prayers.

Until next time,

**Ron Haw**  
Vice President  
[vicepresident@kcwg.net](mailto:vicepresident@kcwg.net)



## PLEASE SUPPORT OUR KCWG SPONSORS

COMPANY NAME	ADDRESS/WEBSITE/DESCRIPTION	KCVG DISCOUNT AMOUNT
 <p><b>Schutte LUMBER CO.</b> Since 1880</p>	<p><b>Schutte Lumber Company</b> 3001 Southwest Blvd. • Kansas City, MO 816.753.6262 • <a href="http://schuttelumber.com">schuttelumber.com</a> Timbers, cedar, siding and pattern profiles, specialty hardwoods, treated lumber, Festool power tools, decking, fasteners and hangars.</p>	<p><b>10%</b> Show current membership card on order/payment</p>
   <p><b>Phillips Safety Company</b> • Middlesex, NJ 888.245.6638</p>	<p><b>Three websites to serve KCWG members, each offering a 25% member discount (Use code KCWG25)</b> <a href="http://rx-safety.com">rx-safety.com</a> - Prescription safety glasses, reading and magnifying glasses, hearing protection <a href="http://myeyewear2go.com">myeyewear2go.com</a> - Eyeglasses, sunglasses, prescription sunglasses, sports and specialty glasses <a href="http://phillips-safety.com">phillips-safety.com</a> - Laser safety glasses, welding and IR safety glasses, radiation protection, glassworking eyewear</p>	<p><b>25%</b> INPUT coupon code KCWG25 to receive discount</p>
 <p><b>KATSURA</b></p>	<p><b>Katsura Cutlery</b> Houston, TX <a href="http://katuracutlery.com">katuracutlery.com</a> Knives, knife blanks and knife making instructions.</p>	<p><b>10% 15 - 20%</b> on some sales items Identify KCWG membership on order</p>
 <p><b>Lee Valley</b></p>	<p><b>Lee Valley</b> Reno, NV 888.983.1865 <a href="http://Leevalley.com">Leevalley.com</a> Hand tools, power tools, hardware and accessories.</p>	<p><b>15%</b> educational Application form available at Guild</p>
 <p><b>LIBERTY HARDWOODS, INC.</b></p>	<p><b>Liberty Hardwoods</b> 3900 N Kentucky Avenue • Kansas City, MO 816.231.0852 <a href="http://libertyhardwoodsinc.com">libertyhardwoodsinc.com</a> Hardwood lumber, plywood, trim, hardware and accessories.</p>	<p><b>10%</b> Show current membership card on order/payment</p>
 <p><b>The Urban Lumber Company</b></p>	<p><b>The Urban Lumber Company</b> 7200 E Hwy 40 • Kansas City, MO 816.888.7947 • <a href="http://urbanlumberco.com">urbanlumberco.com</a> Locally harvested wood. Custom milling, green and dried lumber, table bases and PVC stickers.</p>	<p><b>10%</b> Show current membership card on order/payment</p>



## FROM THE SHOP

**I**t's been a busy year my friends. We took possession of our new home one year ago this month. Since that time, we have had a lot of people do a lot of work and we have found ourselves with a pretty good new home. Not much more fun than moving the shop to a new location, ok, maybe root canals, dog bites and running over your foot with the car, but other than that this ranks right up there. On the plus side we got to start with a blank slate, on the downside we had to start with a blank slate. If you came to last year's December holiday party meeting, we had just had the floor epoxy coated and it had not had time to cure completely so we had to set up the chairs and tables on a layer of OSB. Unfortunately, we didn't have a lot of OSB, and the seating was shall we say crowded. After the dinner was over, we really got to work.

It took a lot of people jumping in and volunteering their time and expertise to get the shop set up. Luckily our membership has a vast array of skills of carpentry, electrical, drywall, painting, flooring, plumbing and most of all sweeping, cleaning and learning new skills. If we could only work with members that already had the skills we needed, we would still be working on the shop assuming those skilled members continued to show

up. The real value was having a membership that showed up to work. Teach me what you want me to do and I'm here to help. This is what made it possible to start after the December meeting and move from the old shop the first week of February. The Guild is a wholly volunteer organization and only through the members volunteering can the Guild get anything done. Luckily that describes our membership well.

I will start by apologizing that I cannot list everyone who heeded the call and jumped in to help, I can't remember what I had for dinner last night so forgive me. There are a few though that I cannot go without shining the light on them. When you come to the shop and have a warm feeling of how nice everything is, these are the major players; Jim Bany, Tim Locke, Jim Berard, Steve Erickson, Todd Sanders, Don Steele, Ron Haw, Mike Jones, Duane Miller, John Steyer and Bill Lintner. I also want to thank Bradley Weidemann for the donation of the air line plumbing supplies from Reeves Wiedeman Company, and Bill Flores for footing part of the truck rental for the move.

Are we done? No, but we are moving past the move in work and moving into the living growing shop that will always be adding and improving to provide a shop that best meets the needs of the membership. There is always more to be done but we can get it done when we all contribute.

**Chuck Saunders**

*Director of Assets*

[dir.assets@kcwg.net](mailto:dir.assets@kcwg.net)





**EXCLUSIVE MEMBERS OFFER**

SAVE ON ENTIRE STORE

**25%**

COUPON CODE:

**KCWG25**



**WWW.RX-SAFETY.COM**

**OUR NEXT MEMBERSHIP MEETING  
IS JUST AROUND THE CORNER**

**THIS MONTH'S MEMBERSHIP MEETING  
WILL BE HELD AT THE KCWG SHOP AT  
1717 WASHINGTON ST ON  
WED, NOVEMBER 20, BEGINNING AT 7PM**

## A MASTERCLASS IN WOODWORKING: THE LIE-NIELSEN PRESENTATION

The recent Lie-Nielsen presentation at the Kansas City Woodworkers' Guild was an absolute revelation. The level of expertise and passion displayed by the presenters was nothing short of inspiring. They seamlessly blended technical knowledge with hands-on demonstrations, offering a truly immersive experience for all attendees.

The presentation delved deep into the nuances of woodworking, highlighting the importance of quality tools and proper technique. The presenters expertly showcased the Lie-Nielsen tool range, emphasizing their precision, durability, and ergonomic design. It was evident that these tools are not just instruments, but extensions of the craftsman's skill.

One of the most impressive aspects of the presentation was the presenters' ability to connect with the audience on a personal level. They shared anecdotes, answered questions, and offered personalized advice, fostering a sense of camaraderie among the woodworking community. It was clear that their goal was not just to sell products, but to empower fellow woodworkers to achieve their full potential.

The hands-on demonstrations were particularly enlightening. Watching skilled artisans wield these tools with such finesse was a true privilege. It was inspiring to see how the right tool, combined with the right technique, can transform a piece of wood into a work of art.

In conclusion, the Lie-Nielsen presentation was a resounding success. It was a celebration of hand tool woodworking, of craftsmanship, and a testament to the power of community. I am grateful



to the Kansas City Woodworkers' Guild for organizing such an event and to the Lie-Nielsen team for sharing their knowledge and passion with us.

### **A Community of Craftsmen: The Power of the Kansas City Woodworkers' Guild**

The Kansas City Woodworkers' Guild isn't just a group of individuals; it's a community. A community bound by a shared passion for woodworking, a collective pool of knowledge, and a spirit of camaraderie. With over 800 members, this Guild represents a wealth of experience, skill, and creativity.

### **A Shared Workshop, A Shared Vision**

The Guild's shared workshop is more than just a physical space; it's a hub of innovation and learning. Here, members come together to collaborate, exchange ideas, and work on their projects. The collective wisdom and experience of the members create a dynamic environment where beginners and seasoned craftsmen alike can thrive.

### **A Tapestry of Expertise**

Within the Guild, you'll find a diverse range of expertise, from furniture making and cabinetry to fine woodworking and woodturning. Members share their knowledge through workshops,

**Continued on Page 7**



Continued from page 6

demonstrations, and informal discussions. Whether you're seeking advice on tool selection, finishing techniques, or project design, you'll find someone to guide you.

### A Legacy of Craftsmanship

By fostering a strong sense of community, the Kansas City Woodworkers' Guild ensures that the art of woodworking will continue to thrive for generations to come. It's a place where passion

meets skill, where tradition meets innovation, and where dreams take shape.

So, if you're a woodworker in the Kansas City area, come and tour the Guild to see if it will embellish your woodworking skills or if you can improve ours!

**Brian Rorabaugh**

*Director of Communications  
& Webmaster*

[dir.communications@kcvwg.net](mailto:dir.communications@kcvwg.net)



## CNC SIG UPDATE

**THE CNC SPECIAL INTEREST GROUP (SIG) MEETS ON THE 3RD MONDAY OF EACH MONTH AT 6:30 PM IN 2024**

the machine they have had the specific training for. Members may be certified for either or both CNCs.

Both CNCs will now be padlocked when not in use. Members wishing to use either machine will need to obtain the key from the Shop Foreman and then return it to the Foreman when they have completed using the machine. Please do not remove the key to the CNCs from the shop.

The final CNC SIG for 2024 will be Monday November 18 at 6:30pm in the Guild Classroom. Planned is a "Show and Tell" opportunity where members can display and discuss projects they have worked on that involved using the CNC. Also, we will have an open question and answer period where any subject relating to the CNC may be asked and hopefully a suitable answer will be provided by those in attendance. A short presentation on getting started with the CNC will also be made.

All Guild members and their guest are welcome to attend. See you there.

### The Explorer has returned

**T**he Legacy Explorer (small CNC) has returned to the Guild. As of this writing there remains some final calibration of the machine as well as installation of dust collection and electrical supply before it can be used. Hopefully, by the time the membership reads this article the Explorer will be returned to service. My thanks to Mike Resch and Bob Detwiler for their work in restoring the Explorer.

Members wishing to use the Explorer will need to undergo certification for this machine even if they had previously used it. Certification is machine specific, meaning members are allowed to use only

**Ed Stewart**

*CNC SIG Co-Coordinator*  
[cncSIG@kcvwg.net](mailto:cncSIG@kcvwg.net)



## REMEMBERING JOHN TEGELER

### John Tegeler in the Kansas City Woodworkers Guild

The sources, newsletters from the Kansas City Woodworkers Guild from 2005 to 2024, mention John Tegeler several times. They show him steadily increasing his participation in the Guild over time.

**December 2007:** John is mentioned for the first time as winning a set of Wilton clamps in the raffle. He also brought his “first box project” to show-and-tell. The box was made from maple with walnut trim and finished with a wipe-on oil finish.

**June 2008:** John built a recipe box from Baltic birch and finished it with Watco oil. He brought the box to show-and-tell.

**July 2008:** John helped assemble the tables for the Andre’s Table and Bench project. The newsletter writer, Shelly Taylor, notes, “I’m sure John Johnson will have some great tips for anyone who wants to take on the role of managing our next project!” This suggests that John Tegeler, along with John Johnson and Kevin McAndrew, was closely involved in managing this large-scale project.

**July 2008:** John Tegeler is the **Member of the Month**. The newsletter includes a photo of John and a brief interview about his woodworking experience. He started woodworking in 1955 in junior high shop class and rekindled his interest upon

retirement. He enjoys making small boxes and is currently working on two small boxes with handles. His favorite Guild activity is “networking and learning from my peers at the meetings,” especially the “tips, help, wisdom, and most of all the support” from the members. He emphasizes the importance of shop safety, recommending doing a “dry run” with a new project before turning on any equipment.

**September 2008:** John built a Tic-Tac-Toe board out of pine with a Watco oil finish. He brought it to Show-and-Tell. The board is actually a box that holds the game pieces. The lid is inverted to create the playing surface. John based the design of the pegs on the game’s history. He learned that Tic-Tac-Toe was originally created to help children develop motor skills.

**October 2008:** John reconnected with Terry Brown at their 50th high school reunion. He learned that Terry has been a woodworker for 20 years. John brought Terry to the October Guild meeting.

Key Observations:

The sources highlight John’s commitment to learning new techniques and developing his woodworking skills.

His projects, small boxes and games, demonstrate an interest in creating functional and enjoyable items.

He seems to enjoy participating in

the Guild community, attending meetings, showing his work, and bringing new people into the Guild.

**Note:** Information from our conversation history about John winning a Wixey digital caliper appears in the December 2007 Newsletter

**John Tegeler aka “Mr. Radial Arm Saw”** is introduced in the February 2009 newsletter in a serialized story titled “Stories of a Woodworker”. The story chronicles his rediscovery of his Craftsman radial arm saw after retirement.

In the March 2009 newsletter, the “Stories of a Woodworker” series continues with Tegeler reflecting on purchasing the radial arm saw in 1972.

The May 2009 newsletter contains Chapter 3 of Tegeler’s story, titled “Christmas in February.” It describes his experience volunteering at the 2008 Wood Workers Show and purchasing a router table.

Tegeler’s name appears in a list of individuals who donated items to the June 2009 Guild meeting raffle.

He is listed as having displayed band saw boxes at the June 2009 meeting’s “Show and Tell” segment.

Tegeler continues his “Stories of a Woodworker” series in the June 2009 newsletter, recounting his time working on a project at

Continued on Page 9



Continued from page 8

the Guild shop.

The September 2009 newsletter includes a safety tip from Tegeler: "Wear your hearing protection".

Tegeler is mentioned as potentially participating in the November 2009 Scroll Saw SIG meeting.

The January 2010 newsletter highlights that Tegeler won first prize in the Fine Woodworking Holiday Gift Contest for his jewelry boxes designed to look like books.

The January 2012 newsletter mentions Tegeler as the Hand Tool SIG reporter and provides a report on a meeting about rabbeting tools.

Tegeler is mentioned as discussing a potential field trip for the Scroll Saw SIG to attend annual meetings in May and June.

He is noted as leading a hands-on Scroll Saw workshop on August 25, 2012, covering the history, equipment, and blades of scroll saws.

Tegeler presented a Carter Mag Fence review at the August 2012 Power Tool SIG meeting.

Several images of projects by John Tegeler are included in the August 2012 newsletter.

The sources illustrate John Tegeler's active involvement in the Kansas City Woodworkers Guild, his journey as a woodworker, and his contributions to the Guild through workshops, presentations, and project displays.

### References to John Tegeler in the Sources

John Tegeler is mentioned numerous times throughout the provided sources, mainly in relation to his involvement with the Kansas City Woodworkers' Guild (KCWG), particularly the Scroll Saw Special Interest Group (SIG). Here's a summary of his activities, based on the information available:

#### Scroll Saw SIG Leadership and Activities

**Facilitator:** He served as a facilitator for the Scroll Saw SIG, leading meetings and organizing programs. For instance, in June 2013, he facilitated a meeting with 22 attendees, including three guests.

**Basic Band Saw Box Clinic:** He led a Basic Band Saw Box Clinic on at least two occasions, once in July 2013 and again in April 2014.

**Scroll Saw Association of the World (SAW):** He was involved in discussions with SAW regarding the possibility of Kansas City hosting their 2014 and 2016 conventions. He communicated with Gene Jamtgaard, SAW's Secretary/Treasurer, and arranged for him to attend a Scroll Saw SIG meeting in September 2013 to discuss the potential for Kansas City to host the 2016 convention.

**Introduction to the Scroll Saw Clinic:** He led an "Introduction to the Scroll Saw" clinic in April 2014.

**Show and Tell Participation:**

He frequently participated in the "Show and Tell" portion of Scroll Saw SIG meetings, showcasing his projects, such as an earring and necklace box and an "Old Guys Rule" plaque.

**Other Roles and Activities**

**Cub Reporter:** He was listed as the "Cub Reporter" for the *Wood Words* newsletter, suggesting he contributed articles or gathered information for the publication. However, no specific articles attributed to him are found within the provided excerpts.

**Shop Safety Training:** He was involved in critiquing the scroll saw safety test during a Scroll Saw SIG meeting in August 2014.

**General Observations**

**Active Member:** John Tegeler appears to have been a highly active and engaged member of the KCWG, contributing his time and skills to various activities, particularly those related to the Scroll Saw SIG.

**Passion for Scroll Sawing:** His frequent involvement in scroll saw related activities suggests a passion for this woodworking technique and a willingness to share his knowledge with others.

**Leadership and Collaboration:** He demonstrated leadership qualities through his role as a facilitator and his efforts to bring the SAW convention to Kansas City, indicating his willingness to collaborate and contribute to the growth of the woodworking community.

The sources provide limited

Continued on Page 10

Continued from page 10

information on Tegeler's background, his specific woodworking expertise, or his projects beyond those mentioned in "Show and Tell." To learn more about him, you might need to consult other sources, such as additional KCWG publications, interviews with members, or online resources related to woodworking.

Here are all the references to John Tegeler in the provided sources:

**April 2018:** John Tegeler presented a box made of Baltic Birch with a Danish Oil finish at the March Show & Tell.

**June 2018:** John Tegeler presented a piano music stand made of Baltic Birch with a Poly Urethane finish at the May Show & Tell.

John Tegeler's Projects

John Tegeler is featured in the "Member Projects" section of the August 2022 *Wood Words* newsletter. He created several projects, all of which are pictured in the newsletter:

**1 Octopus Puzzle:** Made from 3/4" plywood and finished with miscellaneous materials.

**2 Other Puzzles:** The newsletter mentions other puzzles made by John Tegeler but doesn't provide details about their construction.

**3 John Tegeler's "OWL**

**Medallion"** The April 2022 *Wood Words* also includes John Tegeler in its "Member Projects" section. He crafted an "OWL Medallion" from 1/8" Baltic birch, highlighting scroll saw work.

This information suggests that John Tegeler is an active member of the Kansas City Woodworkers' Guild who enjoys creating a variety of projects, particularly puzzles, using different woodworking techniques.

## NOW AVAILABLE - MEMBERSHIP GIFT CERTIFICATES AVAILABLE FOR THAT SPECIAL GIFT

**W**e have gift certificates if you are thinking about a present under the tree for your favorite woodworker. They can be redeemed for a membership, a future class or merchandise.



**Carole Shelton**

Director of Membership

[dir.membership](mailto:dir.membership@kcwg.net)

[@kcwg.net](mailto:dir.membership@kcwg.net)

# Bloomer



# Hardwoods

## Offered Services

- Log Milling
- Custom Drying 20,000 bf
- Planing
- Straight lining
- Glued Panels
- Wide Belt Sanding
- Profile Replication
- Custom Moulding
- Template matching of existing pattern

**Phone: 816.330.3596**

**13585 45 Highway, Platte City, MO 64079**

**Hours: MONDAY - FRIDAY 8:30AM - 4:30PM**

## Products Available at Bloomer Hardwoods

- Ash 4/4 & 8/4
- Cedar Aromatic
- 4/4, 8/4, & 12/4
- Cherry 4/4, 8/4 & 12/4
- Maple 4/4
- Pecan 4/4 & 8/4
- Red Oak 4/4 & 8/4
- Walnut 4/4 & 8/4
- White Oak 4/4
- Plywood for Cabinets
- And many other Local Hardwoods



## THE MOST IMPORTANT SAFETY DEVICE

**W**ith the help of Mike Blake (Guild member and Shop Foreman) and Bill Mantia (Guild member and avid videographer), the KCWG Safety Committee recently wrapped up shooting for our latest safety video. This video focuses on *Personal Safety* and *General Shop Safety Rules*.

Chuck Saunders, our Director of Assets, did an excellent job writing the video script. There is a line or two in his script that refers to the importance of everyone utilizing one of the most important safety devices – the human brain. The video narrative frames it up this way:



*“Make sure you **think about safety** . . . only work in the shop when you’re focused on working in the shop. If you’re preoccupied with issues at work or home, you’re not giving life-threatening machines and power tools your undivided attention.”*

Having spent my professional life as a health and safety professional, I can assure you that the safety profession has a strong preference for safety devices and technology that are to be implemented to protect workers **without** them having to think much at all about their personal safety. This seems to be counter intuitive, in the safety profession these types of countermeasures are referred to as “Engineered Safeguards,” which means that the machine, power tool, or system has been designed to help “Error-Proof” the equipment so that hazards are effectively “engineered out” of the equation without much decision making on the

part of the person using a machine or power tool. Examples of engineered safeguards include things such as a machine guard that physically prevents someone from accessing a machine danger zone, or a specially designed safety interlock that does not allow a machine or system to operate when the interlock is in the open position. Although nothing is 100 percent foolproof, use of engineered safeguards is a very reliable approach to ensuring operator safety when using machinery. However, use of effective engineered safeguards is very complicated, requiring a great deal of sophisticated design that has undergone robust testing. Many of the machines at the KCWG feature various types of engineered safeguards to protect us from machine-related hazards. Yet, the challenge for us at the Guild is that much of the time, we need to perform woodworking operations that require us to engage in close interaction with what we call “point of operation” hazards (this refers to the point at which a blade, bit, or knife contacts the stock to rip, crosscut, or shape the piece.).

Think about it – most of what we do at the shop involves a reductive process to rip, crosscut, or shape one or more pieces of hardwood in order for us to create a piece of furniture or a piece of art. These are necessary actions that we all perform in pursuit of the craft we love so much. In these cases, we can’t always rely on an engineered safeguard to protect us from the point-of-operation hazard because of the nature of the operation we need to perform. We must rely on one of the most important safety devices – our brains – as our primary safeguarding approach. This means that we, as a woodworking community, need to develop and follow safety rules, procedures, or rely on providing training that helps make us aware of machine hazards and provides safe work practices that we are to follow to avoid injury. Rules, procedures, and training are referred to as “Administrative Safeguards.” And as good as

**Continued on Page 13**

Continued from page 12

administrative safeguards may be – they are much weaker than engineered safeguards because they rely on a “people” component. As woodworkers, we need to understand the rules, procedures, or training and it is vitally important for us to always be present, focused, and to **think** about following them before performing work. Just having a well written safety rule, procedure, work practice, or having effective training does **not** physically keep your fingers, hands, or other body parts from making contact with a blade, bit, or tool!

So again, this is where Chuck’s admonition to use your brain to focus on following rules, procedures, and training - to the letter - each time you interact with a machine or power tool. During Safety Orientation sessions with new Guild members, I like to emphasize the necessity of learning to use machinery and tools safely and follow safe work practices each and every time we use the equipment. Use your brain – stay safe!!

**Steve Hicks**  
 Director of Safety  
[dir.safety@kcvwg.net](mailto:dir.safety@kcvwg.net)



## PRAISE FOR THE SCROLL SAW

Ever since we got our laser cutter machine, some folks who may have normally used a scroll saw to cut intricate patterns in thin wood have used the scroll saws less often. I suspect that many of us think of the scroll saw being used almost exclusively to cut intricate patterns. You can talk with George Rexroad and you will discover that there are several other great uses for scroll saws.

In fact, George will visit with us about the many applications for a scroll saw plus inform us about the details that we should know about to make the best use. For example, because it can turn extremely tight radii, it is perfect for making puzzles. George has made at least several hundred puzzles, many of which he gives to friends for their grandchildren. I have used the saws for cutting out the patterns in my yarn bowls which also can be used for luminaries. We also have used them in classes where we made

exquisite boxes with marquetry patterns on the lids. Scroll saw blades make much smoother cuts than a bandsaw and can turn a much

tighter radius

A key issue is to be aware of the proper saw blade to use. I can use a heavier blade to cut my yarn bowl patterns because I am cutting through more than a half inch of wood and I have to use a finer blade to cut marquetry patterns through a dozen sheets of fine veneer. As we all know, you need to know the proper tool to use to get the best results and George has the years of experience to know one blade from another and when to use them.

Some folks love sitting at the saw and getting into an almost zen-like rhythm and cutting out those intricate patterns. You can definitely get into the zone where the rest of the world disappears for a while. Nothing wrong with that. Even if you prefer to sit at the laser until it burns through all your patterns instead of cutting them yourself, you should be aware of the potential opportunities you have for woodworking by using the scroll saws. Besides, they have the best location in the shop because they all line up at the windows.

**Matthew Nowak**  
 Director of Programs  
[dir.programs@kcvwg.net](mailto:dir.programs@kcvwg.net)



## KNOW YOUR FOREMAN

**E**ver wonder who to go to in our Guild for help with your project? We hear you and we want to help! Here are our first highlights of our Foremans on our floor. Stay tuned every month as we help you get to know our woodworking specialists .



### **Craig Arnold**

Arts and Crafts Furniture,  
Box Making, Finishing,  
Laser Engraver, Home  
Décor Items.



### **John Sloss**

Sequential machine  
milling operations Festool  
Domino Floating-tenon  
Machine operation Leigh  
dovetail jig operation  
Cabinet making & drawer  
/ door fitting. Most Skilled  
Craftsman. Rough to  
Ready Instructor.



### **Roland Mohler**

Furniture Builder, PickUp  
Truck Bed Lining, Classic  
Tool Restoration



### **Ed Stewart**

Head of the CNC SIG and  
CNC training. Builder of  
Jewelry Boxes. Rough to  
Ready Instructor.



### **George Rexroad**

Scroll Saw, making  
bandsaw boxes and the  
King of wooden puzzle  
making. Rough to Ready  
Instructor



### **Don Steele**

Special skills in Hand  
Tools



### **Carole Shelton**

Director of Membership

[dir.membership@kcwg.net](mailto:dir.membership@kcwg.net)



## PLEASE SUPPORT OUR KCWG SPONSORS

COMPANY NAME	ADDRESS/WEBSITE/DESCRIPTION	KCWG DISCOUNT AMOUNT
	<b>L&amp;K Hardwoods (Mahogany Sponsor)</b> 3101 N Lentz Road Independence, MO 816.249.4400 <a href="mailto:landkhardwoods@gmail.com">landkhardwoods@gmail.com</a> • <a href="http://landkhardwoods.com">landkhardwoods.com</a> Custom milling, kiln drying, hardwood lumber, live edge slabs, and custom furniture. Rubio Monocoat dealer.	<b>10%</b> Show current membership card on order/payment
	<b>Taylor Toolworks (Mahogany Sponsor)</b> Columbia, MO 573.397.6432 <a href="http://taytools.com">taytools.com</a> Specialty hand tools, supplies and fixture and jig hardware.	<b>10%</b> Use coupon code <i>Guild10</i> to receive discount
	<b>Rockler (Cherry Sponsor)</b> 15340 West 119th Street Olathe, KS 763.478.8214 <a href="http://rockler.com/olathe-store">rockler.com/olathe-store</a>	<b>10%</b> Show current membership card on order/payment-Some Restrictions May Apply
	<b>Walrus Oil (Cherry Sponsor)</b> Springfield, MO 816.848.8598 <a href="https://walrusoil.com/">https://walrusoil.com/</a> Oil and wax finishes for cutting boards, furniture and leather and waterless skincare.	<b>10%</b> Identify KCWG membership on order Coupon Code: KCWG
	<b>Lie-Nielsen Toolworks (Cherry Sponsor)</b> Warren, ME 207.273.2520 <a href="http://lie-nielsen.com">lie-nielsen.com</a> Hand tools, sharpening and tool care products, workbenches and education for woodworkers.	<b>10%</b> Offered only on purchases made at the annual Guild tool show Must show current membership card on order/payment at the Guild
	 <b>(Pine Sponsor)</b> Phone: 816.330.3596 13585 45 Highway Platte City, MO 64079 Hours: MON - FRI 8:30AM - 4:30PM	

## PLEASE WELCOME THESE 30 NEW MEMBERS WHO JOINED THE GUILD IN OCTOBER & EARLY NOVEMBER

FIRST NAME.....	LAST NAME	HOMETOWN	STATE.....	MEMBERSHIP.....	JOINED
Brett.....	Porter.....	Lenexa.....	KS.....	Sawdust.....	10/7/2024
Will.....	Yarinsky.....	Overland Park.....	KS.....	Sawdust.....	10/7/2024
Trevor.....	Fenton.....	Kansas City.....	MO.....	Sawdust.....	10/8/2024
Jaxon.....	Whisnant.....	Overland Park.....	KS.....	Sawdust.....	10/10/2024
Cameron.....	Becker.....	Overland Park.....	KS.....	Sawdust.....	10/11/2024
Steve.....	McKinzie.....	Olathe.....	KS.....	Sawdust.....	10/12/2024
Robert.....	Phelps.....	Basehor.....	KS.....	Sawdust.....	10/12/2024
Jessica.....	Atwood.....	Mission.....	KS.....	Sawdust.....	10/16/2024
Rocco.....	Curiale.....	Linn Valley.....	KS.....	Sawdust.....	10/16/2024
Mark.....	Madras.....	Kansas City.....	MO.....	Sawdust.....	10/16/2024
Rob.....	Martin.....	Kansas City.....	MO.....	Sawdust.....	10/16/2024
Robert.....	Smith.....	Olathe.....	KS.....	Sawdust.....	10/16/2024
Edward.....	Speedy.....	Kansas City.....	MO.....	Sawdust.....	10/16/2024
Wayne.....	Wainwright.....	Holt.....	MO.....	Sawdust.....	10/16/2024
Tyler.....	Farabi.....	Overland Park.....	KS.....	Sawdust.....	10/20/2024
Shane.....	Storm.....	Kansas City.....	MO.....	Sawdust.....	10/20/2024
Michael.....	Porter.....	Lawrence.....	KS.....	Benefactor.....	10/22/2024
Anthony.....	Dennis.....	Independence.....	MO.....	WW+.....	10/24/2024
Donald.....	Elliott.....	Kansas City.....	MO.....	WW+.....	10/24/2024
Jamie.....	Arbogast.....	Parkville.....	MO.....	Sawdust.....	11/2/2024
John.....	Emanuel.....	Lake Quivira.....	KS.....	Sawdust.....	11/2/2024
Leslie.....	Emanuel.....	Lake Quivira.....	KS.....	Sawdust.....	11/2/2024
Tom.....	Grinlinton.....	Lake Winnebago.....	MO.....	WW+.....	11/2/2024
Cormac.....	Joyce.....	Kansas City.....	MO.....	WW+.....	11/2/2024
Laura.....	Textor.....	Blue Springs.....	MO.....	Sawdust.....	11/2/2024
Karson.....	Hillman.....	Kansas City.....	MO.....	Sawdust.....	11/5/2024
Zach.....	Morehead.....	Springhill.....	KS.....	WW+.....	11/5/2024
Scott.....	Stiles.....	Prairie Village.....	KS.....	WW+.....	11/8/2024
Eric.....	Grooms.....	Kansas City.....	MO.....	Sawdust.....	11/9/2024
Tracey.....	Vaeth.....	Kansas City.....	MO.....	Sawdust.....	11/9/2024

### A FEW NOTES

I want to make sure our Guild community that selling at craft shows know we have bundles of 10 Guild brochures available in the office for your tables. If you are interested, please drop in a grab a bundle. We also have gift certificates if you are thinking about a present under the tree for your favorite woodworker. They can be redeemed for a membership, a future class or merchandise.

Last note, we will be developing a community bulletin board for member communication, Guild updates, a copy of the latest newsletter and table for sponsor literature. We will keep you posted as this develops. Current plans are to have this under the monitor on the main floor.

**Carole Shelton**  
 Director of Membership  
[dir.membership@kcwv.net](mailto:dir.membership@kcwv.net)





I don't want to panic anyone, but there are less than 38 days until Christmas. Yet, never fear; the training department has several class opportunities coming up to help finish out your Holiday Gift list.

### **Holiday Quickies**

Once again, the training department will be offering Holiday Quickie projects, and this year, we have four different project offerings:

- Bandsaw Reindeer – led by Glenn Carney and Todd Decker
- Wooden Christmas Trees – led by Tom Vece
- Handmade Brooms & Burnishers – led by Andrew Bear
- Scroll Saw Ornaments – led by George Rexroad

These projects will be offered on **Thursday, December 12th & 19th from 7-10 p.m.** As the name indicates, these are all rather quick projects that one can reasonably finish in an evening.

Signup for the Holiday Quickies will start on **Tuesday, November 19th at 7 p.m.**

### **Building Wooden Toys with Wes Meyers and Guild instructors**

Join Wes Meyer and the Guild instructors as they take you through the process of building wooden toys. You will craft these toys from wood blocks and shape them by progressive steps in drilling and cutting to create the toys. You will also learn how you can increase your productivity in the shop as

the process is enhanced by several jigs to guide the work. You will make a set of three trucks and a five-car toy train.

This class meets on **Saturday, December 14, 9 am-5 pm.**

It just released, so there are likely still slots available.

### **Craftsman Clock with Craig Arnold**

This mantel clock is small in size, but it's sure to be big in appeal. This clock is a

good example of the classic lines of the Arts & Crafts period. It incorporates a hand-made ceramic tile that reflects the traditional use of stylized tiles in Arts & Crafts design. The clock is assembled with simple, but precise, mortise and tenon joinery and though screws are used to attach the top, the screw holes are hidden by square end-grain plugs.

Class Meets over four sessions:

- Monday, December 2nd, 6:30pm – 10:00pm
- Tuesday, December 10th, 6:30pm – 10:00pm
- Monday, December 16th, 6:30pm – 10:00pm
- Tuesday, December 17th, 6:30pm – 10:00pm

Enrollment has already started but, as of the writing of this newsletter, there are still slots available.

### **Cristmas Star with Wayne Peterson and Rob Young**

Join Wayne Peterson and Rob Young for a ½ day workshop and learn to make stars using your scraps of special woods entirely with hand tools. Sign-ups are limited to six people for this workshop. This is all hand work, no machines. Very quiet so you can make more at home without waking up the elves in your household!

This class meets on **Sunday, December 8th, 1:00 – 5:00pm.** Enrollment has already started but, as of the writing of this newsletter, there are still slots available.

**Continued on Page 18**



Continued from page 17

### **Basic Woodworking**

Looking ahead, we will be offering the Basic Woodworking class starting on **January 23<sup>rd</sup>**. This class meets on **Thursday evenings, 7-10 p.m.** and concludes on March 27<sup>th</sup>. This course is designed to provide a basic introduction for adults with little or no prior experience with tools, materials and woodworking machinery. During the course of ten weeks, students will plan and build three projects. The projects are geared to provide hands-on practice in:

- Choosing materials
- Preparing and joining wood parts
- Cutting precise joints
- Creating dado joints and grooves
- Machining multiple component parts
- Mortise and tenon joinery
- Cross lapping
- Gluing

The course ends with an overview of general furniture and cabinetry finishing processes, tips and techniques. It's a great course for those who are new to woodworking or have finished the Rough to Ready class and want to take the next step.

Enrollment for this class will start on **December 10<sup>th</sup> at 7 p.m.**

Beyond the three Basic Woodworking classes that we have planned for next year, there are several other classes in the works. I'll write more about what's coming up for 2025 in the next newsletter. Let's just say that it's an exciting time to be a member of the Guild.

**Rich Higgason**  
Director of Training  
[dir.training@kcwg.net](mailto:dir.training@kcwg.net)



## END OF YEAR MEMBERSHIP SPECIALS

**H**ere we are at the end of the year! Which means we have a special sign up for new members. If you join now after November 20<sup>th</sup>, you will get the balance of 2024 for free and all of 2025 at the Sawdust level of \$200.00!

I spend a lot of time talking about new memberships and want to offer something to our current members. For the year of 2025, if you sign up 10

new members during the year, you will get you 2026 membership for free! Nothing better than our current members getting good friends to join our community! Get your sawdust on, bring those folks you know to join our community!

**Carole Shelton**  
Director of Membership  
[dir.membership@kcwg.net](mailto:dir.membership@kcwg.net)



**Do you have a Committee Meeting, SIG Team Meeting, Training Meeting or other meeting that you need to schedule?**

**HOLD YOUR MEETING ONLINE!**

All you need to do is send a message to [communications@kcwg.org](mailto:communications@kcwg.org) with the email addresses of the people you want to invite, the date and time of your meeting, and we'll set up the meeting for you.

**THAT'S ALL THERE IS TO IT!**

## CHAMPIONS IN WOODWORKING - JOHN SLOSS

If there is one thing you can say about John, he is one of those guys that you can count on. He is such an asset to our Guild. I am always very grateful for everything he has done for me, but apparently, I am not the only one because I have received multiple suggestions that he be recognized!

John is one of our talented Foreman's on the Floor as well as an instructor for our Rough to Ready classes. He has been a speaker at Skill Builder sessions and has his hands in a little bit of everything in the shop.

He is one of those guys I feel I could ask him anything about woodworking and he would know the answer. John is always willing to help, to share and to volunteer. He is a steadfast champion for safety. His kindness attracts people like moths to a



flame. I have watched him multiple times stop what he is doing to help anyone on the floor. Not ever does he say, "just a sec," or "I'll be there in a minute" ... help on the spot!

John grew up in California and now lives in Overland Park with his wife Kathy. We are so lucky us to have him in our KCWG community! Please join me with an Attaboy and a Whoo doggies!!, for our incredible instructor, mentor, community builder and November's 2024 Champion in Woodworking, John Sloss!



**Carole Shelton**  
 Director of Membership  
[dir.membership@kwcg.net](mailto:dir.membership@kwcg.net)

# TAYLOR TOOLWORKS



VISIT TAYLOR TOOLWORKS at  
[WWW.TAYTOOLS.COM](http://WWW.TAYTOOLS.COM)



## SPONSORSHIP NEWS

In addition to our sponsors and discount providers identified by their logo throughout this newsletter, we would like to thank the following for their contributions:

Anonymous:	Perpendicular Clamp Central Pneumatic Spray Gun SawStop Hat
J Thomas Home:	2 – Floating Shelves
Schutte Lumber:	Cup/Pen/Note Pad with Gift Certificate
John Van Goethem	1-2-3 Block Frame Clamp Set

Prizes on the raffle table at each member meeting have been donated by members, estates and, mainly, by our sponsors. Donations by fellow members include excess materials, class projects, duplicate tools and whatever the spouse/partner/roommate/ family member/neighbor may refer to as trash. Look around your home shop and Guild storage areas. If you need additional work or storage space, keep the Raffle Table in mind. I like to recognize those that donate. If you aren't comfortable being recognized for your donation, that works also.

Guild policies require assistants for all directors. **If you have interest in working with our sponsors**, please contact me at [dir.sponsorship@kcvwg.org](mailto:dir.sponsorship@kcvwg.org) or stop by and chat at monthly membership meetings or anytime you see me.

### SPECIAL RAFFLE

A Sommerfeld Tools router table has been donated to the Guild and will be raffled off. The router table is currently located for inspection on a work table adjacent to the members name tag board in the SW corner near the Library. During the monthly Membership meeting(s), we will be selling tickets for \$5 each at the raffle table. When a **minimum** of 100 tickets have been sold, we will draw the winning ticket at that meeting.

**Duane Miller**  
Director of Sponsorship  
[dir.sponsorship@kcvwg.net](mailto:dir.sponsorship@kcvwg.net)







## TREASURER'S COLUMN

Our monthly financial statements are available in the members only area of the website in the financial section. Please review the reports and let me know if you have any questions.

**John Steyer**  
Treasurer  
[treasurer@kcvwg.net](mailto:treasurer@kcvwg.net)



PLEASE SUPPORT OUR KCWG SPONSORS

COMPANY NAME	ADDRESS/WEBSITE/DESCRIPTION	KCVG DISCOUNT AMOUNT
	<p><b>Woodcraft</b>                      8645 Bluejacket Road • Lenexa, KS                      913.599.2800  <a href="http://woodcraft.com/stores/kansascity">woodcraft.com/stores/kansascity</a>                      Power tools and accessories, hand tools, fasteners, hardware, wood, finishes, clamps, workbenches, personal safety equipment and education.</p>	<p><b>10%</b>                      Show current membership card on order/payment</p>
	<p><b>Metro Hardwoods</b>                      4243 S Noland Road • Independence, MO                      816.373.1710  <a href="http://metrohardwoodsinc.com">metrohardwoodsinc.com</a>                      Hardwood lumber, plywood, finishes, saw blades and bits.</p>	<p><b>10%</b>                      Show current membership card on order/payment</p>
	<p><b>Neal Ray's Photography</b>                      9 E Kansas Street • Liberty, MO                      816.582.5968  <a href="mailto:nealraysphoto@gmail.com">nealraysphoto@gmail.com</a>                      Photographic studio portraits.</p>	
<p><b><u>SUPERIOR GRINDING</u></b></p>	<p><b>Superior Grinding</b>                      5315 Raytown Road • Raytown, MO                      816.561.8665  <a href="http://superiorgrindingllc.webstarts.com">superiorgrindingllc.webstarts.com</a>                      Sharpening tools used by professionals and homeowners.</p>	<p><b>10%</b>                      Show current membership card on order/payment</p>



## NOVEMBER 2024 - SAFETY REVIEW

# Belt and Disc Sanders

These sanders are for surface or edge sanding of nonmetallic materials only. They may be used for many types of rough end-grain sanding and simple shaping.



### Safety Rules

1. Power driven sanders can cause serious abrasive skin burns from accidental contact with the abrasive. Failure to keep your hands safely away from the abrasive may cause injury to the fingers and hands.
2. Before turning on the machine, check to make sure the sanding belt or disk is undamaged. Remove scrap pieces and other objects from the table, backstop and belt.
3. When you start a belt sander, make sure the belt tracks properly before beginning your sanding operation.
4. Keep the gap between the sander's table and the moving disk or belt as small as possible.
5. Be careful not to let the wood overheat. Sanding friction may burn the wood and damage or even destroy a belt.
6. Hold the workpiece firmly when sanding, and support the workpiece with the backstop or table or both. If your workpiece is too small to be safely supported, hold it in an appropriate jig or clamp.
7. Avoid awkward hand positions where a sudden slip could cause a hand to move into the sanding belt or disk.
8. When using a disk sander, hold the work firmly on the side of the table where the disk is rotating downward.
9. Do not push hard against the sanding medium. The sander performs best and most safely when it is allowed to remove material at a moderate rate.




## AUGUST LIBRARY NEWS

The magazine digital archives are working on the Library computer. We should be receiving an update to the *Popular Woodworking* archive to include thru 2023 issues (from 2021).

Members sometimes ask about how to find plans and/or articles for a specific project they are interested in from Library books or magazines. The books in the catalog have tags that have been added by those working in the Library. Those are more for finding a category of book and are not likely to find a specific project. Some of the magazine archives have a search feature which may find the project you are looking for. I will usually start by using a web search engine (Google, Bing, or engine of your choice) looking for the specific project. Then look for any promising results of magazine articles or book titles. I may try different descriptions of the project that may include adjectives such as free plans, DIY, or a style such as Shaker, Craftsman, or Greene & Greene.

A separate item that may be of interest, a newer member (since this spring) is also a ceramic artist



and studio member of the Belger Arts Center. Kacey Ziegler is participating in the Holiday Ceramic Sale and Open House at the Belger Crane Yard Studios at 2011 Tracy Ave, Kansas City. Hours are Friday, November 22nd from 10 am to 8 pm and Saturday, November 23rd from 10 am to 6 pm. <https://belgerarts.org/holiday-open-house-and-studio-sale-1>

If you have any Library questions please contact me.

**Don Steel**  
KCWG Librarian  
[librarian@kcwg.net](mailto:librarian@kcwg.net)



**KACEY ZIEGLER** +45 other artists!  
*Holiday Ceramics Sale*

NOV. 22nd 10 AM - 8 PM  
NOV. 23rd 10 AM - 6 PM

**2011 TRACY AVE  
KANAS CITY, MO**

# NOVEMBER 2024 OPEN SHOP SCHEDULE

day	November	Date	9am	10	11	12	1	2	3	4	5	6	7	8	9pm
Friday	November	1													
Saturday	November	2	Mike Jones					Basic Skills Class Free Just Show Up		George Rexroad					
Sunday	November	3		Chuck Saunders					Chris McCauley						
Monday	November	4			Dom Fiorella			Ron Haw				Gary Strohm			
Tuesday	November	5	Gary Creek			Craig Arnold							Kara Paris		
Wednesday	November	6	Barb Hinton				Art LaGrange					LC Meeting			
Thursday	November	7	Gary Mielke									Lie Nielsen Handtool Event Members Night			
Friday	November	8		Lie Nielsen Handtool Event				Lie Nielsen Handtool Event							
Saturday	November	9		Lie Nielsen Handtool Event				Lie Nielsen Handtool Event							
Sunday	November	10		Rob Young						Mark Waugh					
Monday	November	11	John Sloss				Ron Haw						Woodturners General Meeting		
Tuesday	November	12	Matt Nowak			Ron Lomax			Craig Arnold			Roland Mohler			
Wednesday	November	13	Bob Caldwell				Mike Blake					Rich Higgason			
Thursday	November	14	Gary Mielke									Training			
Friday	November	15						Jon Lunde							
Saturday	November	16	Tom Smoller												
Sunday	November	17		Chuck Saunders						Chris McCauley					
Monday	November	18	Jerry Thompson					Ron Haw				Gary Strohm		CNC SIG 6:30	
Tuesday	November	19	Gary Creek			Craig Arnold									
Wednesday	November	20					Tim Locke					General Meeting			
Thursday	November	21	Gary Mielke									Training			
Friday	November	22						Ed Stewart				Santa's Workshop Clean up and Setup			
Saturday	November	23		Santa's Workshop		Santa's Workshop		Santa's Workshop							
Sunday	November	24		Santa's Workshop		Santa's Workshop		Santa's Workshop							
Monday	November	25	John Sloss					Ron Haw				Kolton Stimpert			
Tuesday	November	26	Matt Nowak			Ron Lomax			Craig Arnold			Roland Mohler		Carving SIG	
Wednesday	November	27	Bob Caldwell				Mike Blake					Kevin Thomas		Laser SIG	
Thursday	November	28	Thanksgiving		Shop Closed		Thanksgiving		Shop Closed		Thanksgiving		Shop Closed		
Friday	November	29										Norm Carpenter			
Saturday	November	30	Mike Jones												

Edited OCTOBER 29, 2024

**RENTATIVE**

# DECEMBER 2024 OPEN SHOP SCHEDULE

	December	Date	9am	10	11	12	1	2	3	4	5	6	7	8	9pm
Monday	December	1		Chuck Saunders					Chris McCauley						
Monday	December	2			Dom Fiorella			Ron Haw				Gary Strohm			
Tuesday	December	3	Gary Creek			Craig Arnold							Kara Paris		
Wednesday	December	4	Barb Hinton				Art LaGrange					LC Meeting			
Thursday	December	5	Gary Mielke									Training			
Friday	December	6													
Saturday	December	7	Mike Jones					Basic Skills Class Free Just Show Up	George Rexroad						
Sunday	December	8		Rob Young						Mark Waugh					
Monday	December	9	John Sloss				Ron Haw						Woodturners General Meeting		
Tuesday	December	10	Matt Nowak			Ron Lomax			Craig Arnold				Roland Mohler		
Wednesday	December	11	Bob Caldwell				Mike Blake						Rich Higgason		
Thursday	December	12	Gary Mielke									Training			
Friday	December	13		Curtis Alexander				Ed Stewart							
Saturday	December	14	George Rexroad				Norm Carpenter								
Sunday	December	15		Chuck Saunders						Chris McCauley					
Monday	December	16	Jerry Thompson					Ron Haw					Gary Strohm		
Tuesday	December	17	Gary Creek			Craig Arnold							CNC SIG 6:30		
Wednesday	December	18	No Open Shop		Holiday Dinner Setup		No Open Shop	Watch email for how to help		No Open Shop			General Meeting Holiday Dinner		
Thursday	December	19	Gary Mielke										Training		
Friday	December	20						Jon Lunde							
Saturday	December	21	Tom Smolter												
Sunday	December	22		Rob Young				Handtool SIG	Wayne Peterson						
Monday	December	23	John Sloss					Ron Haw					Kolton Stimpert		
Tuesday	December	24	Christmas Eve		No Open Shop		Christmas Eve	No Open Shop		Christmas Eve			No Open Shop		
Wednesday	December	25	Christmas Day		No Open Shop		Christmas Day	No Open Shop		Christmas Day			No Open Shop		
Thursday	December	26	Gary Mielke										Training		
Friday	December	27						Ed Stewart					Rick Chandler		
Saturday	December	28	George Rexroad				Don Steele			Joshua Baldwin					
Sunday	December	29		Chuck Saunders											
Monday	December	30						Ron Haw							
Tuesday	December	31	Gary Creek			Craig Arnold							Rick Chandler		

Edited OCTOBER 29, 2024



## GUILD ACTIVITIES AT THE SHOP

Always check the Guild website before leaving home to be sure that a scheduled event is actually taking place.

There will also be times when the shop will be closed to open shop periods due to a special meeting, class or event. These closures will be clearly noted on the monthly open shop schedule and are typically highlighted by a color other than the green background that normally indicates an open shop period.

### BOARD, LEADERSHIP, COMMITTEE & GENERAL CONTACTS DIRECTORY

President .....	Cal Hobbs .....	<a href="mailto:president@kcwg.net">president@kcwg.net</a>
Vice-President.....	Ron Haw .....	<a href="mailto:vicepresident@kcwg.net">vicepresident@kcwg.net</a>
Secretary .....	David Roth .....	<a href="mailto:secretary@kcwg.net">secretary@kcwg.net</a>
Treasurer.....	John Steyer .....	<a href="mailto:treasurer@kcwg.net">treasurer@kcwg.net</a>
Member-at-Large.....	Craig Arnold .....	<a href="mailto:memberatlarge@kcwg.net">memberatlarge@kcwg.net</a>
Director of Assets .....	Chuck Saunders .....	<a href="mailto:dir.assets@kcwg.org">dir.assets@kcwg.org</a>
Asst Director of Assets .....	OPEN .....	
Director of Communications.....	Brian Rorabaugh .....	<a href="mailto:dir.communications@kcwg.net">dir.communications@kcwg.net</a>
Asst Director of Communications .....	OPEN .....	
Director of Events .....	Chris McCauley .....	<a href="mailto:dir.events@kcwg.net">dir.events@kcwg.net</a>
Asst Director of Events .....	OPEN .....	
First Friday Chairperson .....	Katherine O'Hara .....	<a href="mailto:firstfridayschair@kcwg.net">firstfridayschair@kcwg.net</a>
Librarian.....	Don Steele .....	<a href="mailto:librarian@kcwg.net">librarian@kcwg.net</a>
Newsletter Editors.....	Ron Haw & Stephan Vandenbroucke .....	<a href="mailto:newsletter@kcwg.net">newsletter@kcwg.net</a>
Director of Membership .....	Carole Shelton .....	<a href="mailto:dir.membership@kcwg.net">dir.membership@kcwg.net</a>
Asst Director of Membership.....	Jim Berard .....	<a href="mailto:assist.membership@kcwg.net">assist.membership@kcwg.net</a>
Director of Programs .....	Matt Nowak.....	<a href="mailto:dir.programs@kcwg.net">dir.programs@kcwg.net</a>
Asst Director of Programs.....	OPEN .....	
Director of Safety .....	Steve Hicks.....	<a href="mailto:dir.safety@kcwg.net">dir.safety@kcwg.net</a>
Asst Director of Safety .....	OPEN .....	
Director of Sponsorship.....	Duane Miller .....	<a href="mailto:dir.sponsorship@kcwg.net">dir.sponsorship@kcwg.net</a>
Asst Director of Sponsorship .....	OPEN .....	
Director of Training .....	Rich Higginson .....	<a href="mailto:dir.training@kcwg.net">dir.training@kcwg.net</a>
Asst Director of Training.....	Brent Murphy.....	<a href="mailto:assist.training@kcwg.net">assist.training@kcwg.net</a>
Web Master.....	Brian Rorabaugh (Open) .....	<a href="mailto:webmaster@kcwg.net">webmaster@kcwg.net</a>

### ESSENTIAL LINKS & SERVICES

Kansas City Woodworkers Guild Website.....	<a href="https://kcwg.org">https://kcwg.org</a>
Guild Training and Available Classes .....	<a href="http://kcwg.org/classes/">http://kcwg.org/classes/</a>
Members Only Section (Password Rqd) .....	<a href="http://kcwg.org/member-only-area/">http://kcwg.org/member-only-area/</a>
Guild Photo Bank and Upload Center .....	<a href="https://member.kcwg.org/photo-submission/">https://member.kcwg.org/photo-submission/</a>
Place a Classified Ad .....	<a href="mailto:classifieds@kcwg.net">classifieds@kcwg.net</a>
Project Storage Area (rental and questions).....	<a href="mailto:storage@kcwg.net">storage@kcwg.net</a>
KCWG Facebook Page.....	<a href="https://www.facebook.com/kcwg">https://www.facebook.com/kcwg</a>
KCWG Videos .....	<a href="https://kcwg.org/videos">https://kcwg.org/videos</a>
<b>KANSAS CITY WOODWORKERS' Guild SPECIAL INTEREST GROUPS (SIG'S)</b>	
Carving SIG .....	<a href="mailto:carvingSIG@kcwg.net">carvingSIG@kcwg.net</a>
CNC SIG .....	<a href="mailto:cncSIG@kcwg.net">cncSIG@kcwg.net</a>
Hand Tool SIG .....	<a href="mailto:handtoolSIG@kcwg.net">handtoolSIG@kcwg.net</a>
Laser SIG .....	<a href="mailto:laserSIG@kcwg.net">laserSIG@kcwg.net</a>

VISIT  
THE KANSAS CITY  
WOODWORKERS' GUILD  
ONLINE AT  
[WWW.KCWG.ORG](http://WWW.KCWG.ORG)

