

WOOD WORDS

"HOBBS"ERVATIONS - PRESIDENT'S THOUGHTS AND COMMENTS

PUBLISHED BY THE KANSAS CITY
WOODWORKERS GUILD

1717 WASHINGTON ST * KANSAS CITY * MO * 64108

EDITOR: STEPHAN VANDENBROUCKE

IN THIS ISSUE...

Note: You may go directly to any article in the newsletter by simply clicking on the article name below, in the Table of Contents:

Greetings fellow woodworkers. Fall seems to be here, the Chiefs are in full swing, and the Royals had a great season, although they are done after a hard-fought series loss to the Yankees.

So it's time for some serious shop time! I like to open the garage doors and work in the cool evenings, perfect to get some work done. It's also a great time to invite new members to the Guild, to share what we have with others around. The Membership team is doing a great job getting the word out, and we are rolling out our new incentive: Join for October and November for \$15 each and get December for free! We hope this helps others see what the Guild offers without having to jump in immediately with a full year. Of course we hope anyone who joins for a short time will decide to stay with us. Maybe they can become our most valuable members, like many of you!

Well, I'm extremely late getting this article out, so wrapping up quickly. Cheers to you all and I'll see you around the shop! Cal

Cal Hobbs
KCWG
President
president@kcwg.net



- ["HOBBS"ERVATIONS - President's Thoughts and Comments 1](#)
- [Rants and Raves of the Guild's Vice President..... 2](#)
- [Housekeeping And Shop Safety 3](#)
- [Mark Your Calendars..... 5](#)
- [New Member Welcome 6](#)
- [New Membership Offer 6](#)
- [From the Shop 8](#)
- [CNC Update 9](#)
- [A Thriving Guild: Reaching Out and Connecting 11](#)
- [Champions in Woodworking – David Kraatz 12](#)
- [October Membership Meeting Program..... 13](#)
- [From J Thomas Home 13](#)
- [Sponsorship Notes and News 14](#)
- [Notes from the Training Desk..... 16](#)
- [LIBRARY - October 2024..... 17](#)
- [Year End Awards..... 17](#)
- [October Machine Safety Review 19](#)
- [October 2024 Open Shop Schedule..... 21](#)
- [Tentative November 2024 Open Shop Schedule..... 22](#)
- [Guild Contacts and Service Directory 23](#)

RANTS AND RAVES OF THE GUILD'S VICE PRESIDENT

As the year winds down, the Guild Shop is gearing up for its busiest time. With the holidays approaching, members are flocking to the shop to complete their Christmas and other festive projects. As a result, the shop is becoming increasingly bustling.

Membership Matters

Membership renewal bills are in the works and will be sent out shortly. There will be no increase in dues this year. Pay your bill promptly to take full advantage of the 'early pay' discounts.

Santa's Workshop

LC Events Director Chris McCauley is hard at work planning the annual Santa's Workshop event.

December Membership Meeting

The traditional December Membership meeting will once again be a festive holiday dinner at the Guild Shop. A new caterer has been contracted, ensuring this event remains one of the most popular of the year. Significant others are invited, so be sure to sign up on Sign Up Genius to secure your tickets.

Kansas City Crossroads First Friday

The Guild's participation in the Kansas City Crossroads First Friday events concluded on October 4. Our first year as a participant and sponsor was a success, and we're already discussing plans for next year.

Nominations for Guild Awards

As Craig Arnold, the Guild's Member at Large,

highlights in his article, nominations are now open for the annual Contributor of the Year and Guild's Lifetime Achievement awards. These awards recognize outstanding members and are the highest honors bestowed by the Guild. Please take a moment to read Craig's article and submit your nominations.

Volunteer Opportunities

Have you considered volunteering at the Membership Committee's membership solicitations? We've held events at various locations around the city, including Rockler, Schutte, Woodcraft, Lowe's, and Metro Hardwoods. We're continuing to promote the Guild at other venues and need your help! Join a team for a four-hour shift to discuss the Guild with potential members. Watch for opportunities on Sign Up Genius.

Need Assistance?

If you require help or advice on a project, don't hesitate to approach the foreman on duty. They can provide guidance on techniques, machine operation, and more.

Stay Safe and Enjoy the Season

As we approach the holiday season, remember to stay safe and enjoy your time at the Guild shops.



Ron Haw
Vice President
vicepresident@kcwg.net

HOUSEKEEPING AND SHOP SAFETY

Recently I was working in the shop, and I observed a member of the Guild working at one of the hollow chisel mortisers. He was running several large mortises for a furniture piece made of white oak. As one can imagine, there were a great deal of shavings and chips that had fallen onto the machine and the floor beneath the mortiser. For a split second as I walked by, I wondered if the worker was planning to clean up properly when he was finished. I then became focused on my own project and didn't give the matter much more thought as I went on my way. A little while later, as I walked by again, I noticed the Guild member engaged in the process of thoroughly cleaning up the work area using a horsehair bench/counter brush and a shop vacuum. My fleeting questions as to whether proper cleanup would occur evaporated. But I began to think about the number of times I have stepped up to a machine to set up and start working, only to find that the person(s) using the machine before me did not clean up after they had finished. This seems to be most common with the sliding miter saw and the table saws, but this situation applies to other work areas in the shop as well. Sawdust and chips are often everywhere, and

I need to use a bench/counter brush or broom just to start working on my project. I know I am not alone in this - other woodworkers encounter the same issue more than they would like.

Poor housekeeping has safety-related implications. Data show that in general industry, poor housekeeping is a key causal factor in 35% of accidents, the majority of which are slips and falls. Of course, the KCWG does not

fall under the general industry classification. But when you think about it, the potential exposures in the shop are virtually the same as those found in the many small businesses that fall under the general industry classification – we have a dense collection of machinery and power tools (associated with high severity accident potential) that generate debris that can accumulate at points where workers have to interact with the machine or tool. The material point is – housekeeping has the potential to increase risk of injury to our population. As a volunteer organization of amateur enthusiasts, it behooves us to be vigilant around this key safety principle much as is done in regulated businesses where strong safety cultures have been established.

The KCWG Shop Wide Safety Rules state, “**Clean up.** When you are through with any machine or hand tool, clean the work area with brush, broom and dustpan or vacuum, and put away whatever you took out. (Yes, this is a safety issue as well as a courtesy).” The Guild has put a lot of effort into acquiring and installing effective dust collection systems for our machinery and equipment. These systems do a very good job of controlling dust and capturing chip emissions. But like any mechanical system of this nature, they are not one hundred percent efficient. We all need to do our part to supplement the efficacy of these systems. Professional experience has shown that the benefits of good housekeeping include:

- Elimination of clutter, which makes for a safer work environment.
- Reduction in the likelihood of fire or explosion (wood dust is classified as combustible dust. Under certain circumstances can lead to what is called a ‘deflagration.’).
- Limiting airborne exposure to particulate that can be inhaled into workers’ airways.
- Improves productivity – we can all finish our projects faster and with more accuracy.

Continued on Page 5



Bloomer



Hardwoods

Offered Services

- Log Milling
- Custom Drying 20,000 bf
- Planing
- Straight lining
- Glued Panels
- Wide Belt Sanding
- Profile Replication
- Custom Moulding
- Template matching of existing pattern

Phone: 816.330.3596

13585 45 Highway, Platte City, MO 64079

Hours: MONDAY - FRIDAY 8:30AM - 4:30PM

Products Available at Bloomer Hardwoods

- Ash 4/4 & 8/4
- Cedar Aromatic
- 4/4, 8/4, & 12/4
- Cherry 4/4, 8/4 & 12/4
- Maple 4/4
- Pecan 4/4 & 8/4
- Red Oak 4/4 & 8/4
- Walnut 4/4 & 8/4
- White Oak 4/4
- Plywood for Cabinets
- And many other Local Hardwoods

Continued from page 3

Many of us know all too well, preparing to use a machine to begin working, and then finding that the person(s) who previously used the machine did not clean up after they had finished is an annoyance. It also shows disrespect for the Guild and for our fellow Guild members. Not to be too “preachy” about this - cleaning up after oneself is not the Shop Foreman’s job or something that the next person should take care of. We all use the shop equipment during Open Shop Hours. We all need to do our part to leave the place as clean – or cleaner – than when we first found it.

Please make it a point to develop the habit of cleaning up after you’re finished at a machine or using a power tool. Best practice is to clean up after you’re finished using a machine and before you move to the bench or on to another machine. This is not always feasible, but most of us could be

better at this than we often are.

Many years ago I used to work with a very wise Senior Facility Manager with oversight responsibility for a large organization. He used to say that “Housekeeping is the mother of Safety programming.” I am not sure that I agree entirely with his opinion because establishing and maintaining an excellent safety culture is extremely complex and involves many important factors. However, his point was well taken - housekeeping is certainly vital to overall safety. Please help all of us make housekeeping a strength within the KCWG culture.



Steve Hicks
Director of Safety
dir.safety@kwcg.net

MARK YOUR CALENDARS

Nov 7 (time TBA): Guild Night @ Lie-Nielsen Hand Tool Event

Nov 8-9: Lie-Nielsen Hand Tool Event (open to public)

Nov 23-24: Santa’s Workshop

Dec 18: KCWG’s Holiday Party

More information and details will be going out as we get closer to each event so check your emails, newsletter and social media



PLEASE WELCOME THESE 7 NEW MEMBERS WHO JOINED THE GUILD IN LATE SEPTEMBER & EARLY OCTOBER

FIRST NAME.LAST NAME HOMETOWN STATEMEMBERSHIP..... JOINED

David..... Esry Lees Summit..... MOSawdust9/9/2024

Dan Contreras..... Overland Park KSSawdust9/10/2024

Matthew Sweet..... Kansas City KSWW+9/10/2024

Michael..... Martin Kansas City MO Sawdust9/14/2024

Jessica Chase Kansas City MO Regular.....9/19/2024

Ariel..... Lacey..... Kansas City MO Sawdust10/2/2024

Farid Feisullin Kansas City MO Sawdust10/4/2024

CURRENT MEMBERSHIP⇒800

NEW MEMBERSHIP OFFER

Hello Woodworkers! Do you have any friends that have been on the fence about joining our Guild? Please pass the word, we have an incentive offer for new members. Sign up now for a 2025 membership and get November and December for \$15.00 each and All of 2025 is included! New sign-up cost would be \$230.00 for new Sawdust Members, \$280.00 for new Woodworker Plus members and \$355.00 for new Benefactor members! Bring them in for a tour and show them why we are the best deal in Kansas City!



Carole Shelton

Assistant Director of Membership

assist.membership@kcvwg.net

PLEASE SUPPORT OUR KCWG SPONSORS

COMPANY NAME	ADDRESS/WEBSITE/DESCRIPTION	KCWG DISCOUNT AMOUNT
	L&K Hardwoods (Mahogany Sponsor) 3101 N Lentz Road • Independence, MO 816.249.4400 landkhardwoods@gmail.com • landkhardwoods.com Custom milling, kiln drying, hardwood lumber, live edge slabs, and custom furniture. Rubio Monocoat dealer.	10% Show current membership card on order/payment
	Taylor Toolworks (Mahogany Sponsor) Columbia, MO 573.397.6432 taytools.com Specialty hand tools, supplies and fixture and jig hardware.	10% INPUT coupon code Guild10 to receive discount
	Rockler (Cherry Sponsor) 15340 West 119th Street • Olathe, KS 763.478.8214 rockler.com/olathe-store	10% Show current membership card on order/payment-Some Restrictions May Apply
	Walrus Oil (Cherry Sponsor) Springfield, MO 816.848.8598 • https://walrusoil.com/ Oil and wax finishes for cutting boards, furniture and leather and waterless skincare.	10% Identify KCWG membership on order Coupon Code: KCWG
	Lie-Nielsen Toolworks (Cherry Sponsor) Warren, ME 207.273.2520 lie-nielsen.com Hand tools, sharpening and tool care products, workbenches and education for woodworkers.	10% Offered only on purchases made at the annual Guild tool show Must show current membership card on order/payment at the Guild
	Bloomer Hardwoods (Pine Sponsor) Phone: 816.330.3596 13585 45 Highway Platte City, MO 64079 Hours: MON - FRI 8:30AM - 4:30PM	

FROM THE SHOP

I'm going to let you in on one of the worst kept secrets and hopefully the word will spread. Ready? (The guild is an all volunteer run organization). You hear that but what does that mean? It means that your dues that you pay do not go into any of our pockets. I know that with the move to our new space came a drastic increase in our dues. Know that one reason the cost isn't more is that our labor cost is low, real low, like \$0.00. As our Assistant Membership Director Carole Shelton pointed out our dues for Sawdust Maker level is \$16.50 a month. Not totally unreasonable considering a HiBoy Double Cheeseburger and a regular shake will run you the same amount. I know, it used to be less. When I first joined the dues were \$15, things change over time (who knew?) and I hope you feel there have been improvements.

Membership in the Guild is different from other memberships you may hold. I hope that you see the Guild as a community of enthusiasts that have a well-equipped shop as an added feature. Different from say, a gym membership and not just because you still come to the Guild shop after your first 3 months. The gym membership is a well-equipped gym staffed by employees. You

may get to know some of the other customers but generally everyone is there to come in, do their workout, and leave.

Other than wiping down the equipment when you finish, you aren't really expected to pitch in and take out the trash, help repaint the walls, or vacuum the carpet. The dues you pay are calculated to cover the cost of hiring staff or contractors to do this work. The Guild is a collective where the membership

is the management, staffing, marketing and operations. Total payroll = \$0. Our goal is to make the woodworking craft accessible by providing the community and facility necessary to provide as minimal a barrier to entry as possible.

We try our best to keep our dues as low as possible. By having the membership power the Guild we not only avoid the overhead of salaries but the membership is intimately involved in the growth and direction of the Guild. Operations costs are also assisted through our fund raising efforts. You know these fund-raising efforts by names like TurfBox, Award Plaques, Floor Samples and others. I hope you see where I'm going with this column. The Guild needs your help on these projects. When you see the email announcing signups, I encourage you to try to sign up. We all benefit from the funds these projects generate and we should all pitch in. Dues will continue to rise over time but contributing your time to these projects can lessen the jump the dues take. As a plus you get to meet more members of the Guild and may pick up some woodworking skills with our materials instead of your own making you a better woodworker, and who doesn't want that?

When we have these projects, we call on our membership for assistance (that's you). The costs are pretty much the same, you can cover the total cost with your dues, or you can pitch in and volunteer on the fund-raising projects.



**Chuck
Saunders**

Director of Assets
dir.assets@kcwg.net





CNC UPDATE

CNC SPECIAL INTEREST GROUP (SIG) WILL MEET ON THE 3RD MONDAY OF EACH MONTH AT 6:30 PM IN 2024

the machine has been out of service for so long that it is felt a quick refresher will protect the machine and give the Guild members a chance to reacquaint themselves with its safe operation.

Those Guild members that would like more information on the CNC send your request to CNCSIG@KCWG.net.

The CNC SIG will meet on Monday October 21 at 6:30pm in the Guild Classroom. We will have a "Show and Tell" opportunity where individuals can present projects, they have worked on that involved the CNC.

Also planned is a short presentation on some of the new features in Vcarve Pro, one of the software packages we use to machine parts on the CNC.

All Guild members and their guest are invited to attend.

Work continues on the rehabilitation

of the small CNC. Numerous problems were found in the machine including a motor with a bearing that had failed, an electrical connector that had overheated and as a result was making intermittent connection as well as some software issues. Also, a cooling fan had failed which resulted in failure of the power supply.

Hopefully all of the problems have been found and will soon be resolved and the Explorer CNC will be returning to the Guild in a few weeks.

When the Explorer CNC returns those individuals that had been certified to use it will need to recertify. This recertification is necessary since



Ed Stewart
CNC SIG
Co-Coordinator
cncSIG@kcwg.net





DO YOU HAVE a Committee Meeting, SIG Team Meeting, Training Meeting or other meeting that you need to schedule?


HOLD YOUR MEETING ONLINE!

All that you need to do to set up your meeting is send a message to: communications@kcwg.org with the email addresses of the people you want to invite, the date and time of your meeting and we will set the meeting up for you.

THAT'S ALL THAT THERE IS TO IT!

PLEASE SUPPORT OUR KCWG SPONSORS

COMPANY NAME	ADDRESS/WEBSITE/DESCRIPTION	KCWG DISCOUNT AMOUNT
	<p>Woodcraft 8645 Bluejacket Road • Lenexa, KS 913.599.2800 woodcraft.com/stores/kansascity Power tools and accessories, hand tools, fasteners, hardware, wood, finishes, clamps, workbenches, personal safety equipment and education.</p>	<p>10% Show current membership card on order/payment</p>
	<p>Metro Hardwoods 4243 S Noland Road • Independence, MO 816.373.1710 metrohardwoodsinc.com Hardwood lumber, plywood, finishes, saw blades and bits.</p>	<p>10% Show current membership card on order/payment</p>
	<p>Neal Ray's Photography 9 E Kansas Street • Liberty, MO 816.582.5968 nealraysphoto@gmail.com Photographic studio portraits.</p>	
<p><u>SUPERIOR GRINDING</u></p>	<p>Superior Grinding 5315 Raytown Road • Raytown, MO 816.561.8665 superiorgrindingllc.webstarts.com Sharpening tools used by professionals and homeowners.</p>	<p>10% Show current membership card on order/payment</p>



A THRIVING GUILD: REACHING OUT AND CONNECTING

As one door closes, another one opens, revealing a world of endless possibilities. The curtain has fallen on the 2024 First Friday events, and I want to express my heartfelt gratitude to each and every one of you who contributed to our success. The journey was filled with challenges and triumphs, as we worked tirelessly to bring our woodworking passion to the community.

Our recent interactions have opened our eyes to a new demographic – a vibrant group of young women who are eager to explore the world of woodworking. Inspired by online content and social media, they are seeking hands-on experiences and a sense of community.

As the Guild continues to expand its reach, we've discovered a growing interest in CNC and laser woodworking, as well as 3D

printing. It's clear that these technologies are captivating a new generation of creators.

It's time to seize this opportunity and adapt our approach. We can no longer passively wait for people to find us. We must actively engage with this younger audience, enticing them to step away from their screens and discover the joy and fulfillment of woodworking.

Let's become ambassadors of our craft, sharing our knowledge and passion with the next generation. Together, we can inspire them to create, innovate, and build.

I keep brochures and cards in my backpack/car and my "Elevator speech" is refined and sharpened. Discussions of membership cost need to include statements that break the yearly

amount into monthly numbers. We are nearly equivalent to the average monthly Netflix membership.

There are upcoming events that will promote our presence in the community and lives of others. Each of these I have partake in has provided so much fun. Will you participate? Will you show up?



Brian Rorabaugh

*Director of
Communications
& Webmaster*

dir.communications@kcwg.net



CHAMPIONS IN WOODWORKING - DAVID KRAATZ

I am finding as I get older, some things get harder to do and some things get easier. Admitting I made a mistake is one of those things that gets easier. Being a relatively newbie to the Guild, I am still learning a lot. I did not realize our history ended in 2010 with the operating system we currently use. When I wrote the article for David Kraatz last month, I was relying on that data. And it was quite the short coming! SO, I shall lift my head from hanging

in shame and declare a RE-DO for David in October! Here are just a few of the additional things I learned about David...

David was one of the first Members of the Guild, he has been with us all our 40 years!

(This by itself gets a WHAT?!! and a Holy Moley! out of my mouth!)

In 2003 David taught a class to students with developmental disabilities on how to assemble birdhouses and kites.

In 2005, he volunteered his time with The Rehabilitation Institute (TRA) to get them up and running with a production woodworking shop. He then continued to help with additional design and production work for them. The Guild was presented with an award from TRA for contributions

to them based on efforts made by David.

In 2008, David was voted a life member to the Guild.

He has taught endless classes for us. They include classes on "Hand Tools, how to care for them, tune them and their set up and use". He has taught, "How to make a Dulcimer". He has been involved in our Christmas toy making program. He has taught classes on "What you need for a basic toolbox", additional classes on "Jigs", sessions on "How to tune a band saw". He has taught classes on "Making Faceted Legs and Bolsters". In addition, David was part of a panel for a Q & A on Woodworking problems.

His gracious donation of his endless skills, his knowledge and his time has been such a gift to our members and our community. Please join me as I humbly send a revisited Thank You!!, out to David Kraatz. Thank you for everything you have done for all our 40 years. Your dedication to our Guild and extended community has enriched the lives of so many. We are so grateful!



Carole Shelton

Assistant Director of Membership
assist.membership@kcwg.net

OCTOBER MEMBERSHIP MEETING PROGRAM

Introducing J.Thomas Home: Innovative Floating Shelves

Are you looking for a unique and stylish way to display your treasured possessions? Look no further than J.Thomas Home, a local woodworking company specializing in custom-made floating shelves.

Based in Olathe, Kansas, J.Thomas Home offers a wide range of floating shelves suitable for any room in your home or shop. From sleek and modern designs to rustic and traditional styles, they have something to suit every taste.

How Does It Work?

One of the most intriguing aspects of floating shelves is their seemingly effortless installation. J.Thomas Home uses a proprietary method that allows shelves to be mounted securely without visible brackets or supports.

To learn more about this innovative technique and see their impressive work firsthand, join us for our October monthly meeting. J.Thomas Home will be presenting a special program to share their expertise and answer your questions.

A Reminder About Meeting Etiquette

As always, please remember to use the microphones during the live portion of our meeting. This ensures that everyone, both in-person and online, can hear your questions and comments clearly.

We look forward to seeing you there!

Matthew Nowak
Director of Programs
dir.programs@kcwg.net



FROM J THOMAS HOME

As any experienced woodworker knows, one quality piece, like floating shelves or mantels, can shift the mood and even the perception of those who spend time within. That's why we started crafting real wood floating shelves - we saw the genuine desire for them.

They add a touch of magic everywhere they land, be it a farmhouse kitchen, a mid-century modern living room, a city loft, or even healthcare and retail spaces. Real wood used to be accessible to everyone, but now? Finding custom shelves often translates to significant time, money, or compromise.

Handmade wood shelves are notoriously difficult to build perfectly straight and easy to hang. Custom cabinets are fantastic, but the intricate nature of shelving makes them time-consuming and expensive. Here's where we come in.

Our process is an efficient science, more than just an art, allowing for custom design at an accessible price. Crafted to order by our passionate Kansas team, these shelves are built to be loved.

We'd love to connect and share more about J Thomas Home, including the upcoming launch of our versatile Acoustic Slat Wall Panels and our presentation later this month. In the meantime, you can explore our work and discover the possibilities at www.jthomashome.com. Follow us on our social media journey as we celebrate real wood products that defy tradition, bringing timeless form and function to the places we live, work, play, and heal.

Facebook.com/jthomashome
@jthomashomegoods

SPONSORSHIP NOTES AND NEWS

In addition to our sponsors and discount providers identified by their logo throughout this newsletter, we would like to thank the following for their contributions:

Anonymous:	Bessey 2-Edge Clamp Festool Hat
Bill Fehrenbach:	Toyohisa Sugita's book: Woodworking Joinery by Hand LH and LB Clamps
Interstate:	Beeswax Paste
John Van Gothem:	1-2-3 Block

Prizes on the Raffle Table at each Member Meeting have been donated by members, estates and, mainly, by our sponsors. Donations by fellow members include excess materials, class projects, duplicate tools and whatever the spouse/partner/roommate/family member/neighbor may refer to as trash. Look around your home shop and Guild storage areas. If you need additional work or storage space, keep the Raffle Table in mind. I like to recognize those that donate. If you aren't comfortable being recognized for your donation, that works also.

Guild policies require assistants for all directors. **If you have interest in working with our sponsors**, please contact me at dir.sponsorship@kcwg or stop by and chat at monthly membership meetings or anytime you see me.

SPECIAL RAFFLE

A Sommerfeld Tools router table has been donated to the Guild and will be raffled off. The router table is currently located for inspection on a work table adjacent to the members name tag board in the SW corner near the Library.

During the monthly Membership meeting(s), we will be selling tickets for \$5 each at the raffle table. When a **minimum** of 100 tickets have been sold, we will draw the winning ticket at the meeting.



Duane Miller
Director of Sponsorship
dir.sponsorship@kcwg.net

PLEASE SUPPORT OUR KCWG SPONSORS

COMPANY NAME	ADDRESS/WEBSITE/DESCRIPTION	KCGW DISCOUNT AMOUNT
 <p>Schutte LUMBER CO. Since 1880</p>	<p>Schutte Lumber Company 3001 Southwest Blvd. • Kansas City, MO 816.753.6262 • schuttelumber.com Timbers, cedar, siding and pattern profiles, specialty hardwoods, treated lumber, Festool power tools, decking, fasteners and hangars.</p>	<p>10% Show current membership card on order/payment</p>
   <p>Phillips Safety Products, Inc.</p>	<p>Phillips Safety Company • Middlesex, NJ 888.245.6638 Three websites to serve KCWG members, each offering a 25% member discount (Use code KCWG25) rx-safety.com - Prescription safety glasses, reading and magnifying glasses, hearing protection myeyewear2go.com - Eyeglasses, sunglasses, prescription sunglasses, sports and specialty glasses phillips-safety.com - Laser safety glasses, welding and IR safety glasses, radiation protection, glassworking eyewear</p>	<p>25% INPUT coupon code KCWG25 to receive discount</p>
 <p>KATSURA</p>	<p>Katsura Cutlery Houston, TX katsuracutlery.com Knives, knife blanks and knife making instructions.</p>	<p>10% 15 - 20% on some sales items Identify KCWG membership on order</p>
 <p>Lee Valley</p>	<p>Lee Valley Reno, NV 888.983.1865 Leevalley.com Hand tools, power tools, hardware and accessories.</p>	<p>15% educational Application form available at Guild</p>
 <p>LIBERTY HARDWOODS, INC.</p>	<p>Liberty Hardwoods 3900 N Kentucky Avenue • Kansas City, MO 816.231.0852 libertyhardwoodsinc.com Hardwood lumber, plywood, trim, hardware and accessories.</p>	<p>10% Show current membership card on order/payment</p>
 <p>The URBAN LUMBER Company</p>	<p>The Urban Lumber Company 7200 E Hwy 40 • Kansas City, MO 816.888.7947 • urbanlumberco.com Locally harvested wood. Custom milling, green and dried lumber, table bases and PVC stickers.</p>	<p>10% Show current membership card on order/payment</p>



be big in appeal. This clock is a good example of the classic lines of the Arts & Crafts period. It incorporates a hand-made ceramic tile that reflects the traditional use of stylized tiles in Arts & Crafts design. The clock is assembled with simple, but precise, mortise and tenon joinery and though screws are used to attach the top, the screw holes are hidden by square end-grain plugs.

Class meets over 4 sessions:

Monday, December 2nd, 6:30pm – 10:00pm
Tuesday, December 10th, 6:30pm – 10:00pm
Monday, December 16th, 6:30pm – 10:00pm
Tuesday, December 17th, 6:30pm – 10:00pm

Did you feel that bit of frost in the air? Yeah, me neither. Just the same, it's October and that means that Christmas is just around the corner. If you haven't done so already, it's time to get into the shop and make some Christmas presents. Don't know what to make? Well, the Guild training department is here to help! We have a number of upcoming classes to help you make presents for everyone on your list.

Building Wooden Toys

Join Wes Meyer and the Guild instructors as they take you through the process of building wooden toys. You will craft these toys from wood blocks and shape them by progressive steps in drilling and cutting to create the toys. You will also learn how you can increase your productivity in the shop as the process is enhanced by several jigs to guide the work. You will make a set of three trucks and a five-car toy train.

Two Separate Classes:

Saturday, November 16, 9 am -5 pm—just released on October 8th. *There might still be spaces available.*

Saturday, December 14, 9 am-5 pm—releases on November 12th.

Craftsman Clock

This mantel clock is small in size, but it's sure to

Join Wayne Peterson and Rob Young

for a ½ day workshop and learn to make stars using your scraps of special woods entirely with hand tools. Sign-ups are limited to 6 people for this workshop. This is all hand work, no machines. Very quiet so you can make more at home without waking up the elves in your household!

Sunday, December 8th, 1:00 – 5:00pm—releases on November 5th.

Last, we will again have

Holiday Quickie classes

Offered for those last-minute gifts. This year, we'll hold the Holiday Quickie classes on **December 12th and December 19th**. I'll discuss the Holiday Quickies in more detail in November's newsletter.



Rich Higasson
 Director of Training
dir.training@kcwg.net


LIBRARY - OCTOBER 2024

The Library now has a dvd player and a scanner. You can watch a dvd or scan a few pages from a book. The scanned file can be saved to your thumb drive or printed to the printer in the classroom. You can also save pages from the magazine digital archives (on the Library computer) to your thumb drive. We are still developing step by step instructions to use the online catalog, check out books, and search the digital magazine collections.

You can check out books using the Library computer or use the binder near the computer where you can enter your name, member number (back of your name badge), Title of the book, and the call number. You can search the online catalog at home. You can use your web browser to view the Library book and dvd catalog online by going to the Guild website (kcwg.net) home page and clicking "Resources"

from the "About" tab dropdown menu. This will take you to the Library page and you can click "Visit the KCWG Library". You can search the online catalog by Category, Author, Title, or Call Number. You can put that book on hold and check it out when you locate it in the Library.

To login to your account - Open the Library Home page (<https://www.librarycat.org/lib/KCWGLibrary>) from the Library computer or another device. In the upper right corner are three symbols - a box with a person, KCWG, and a sketch of a cat. Click the box with the person. The other two refresh the page. You should see a box titled "Sign in to Your Account" with a place to enter your Patron ID (your Membership Number is on the back of your nametag). If you are using the Library computer



you can scan the barcode on the back of your nametag. Click Sign In and you are now logged in. The upper left of the screen lists My Borrowing, Personnel Information, and Sign Out. You can look at that if you wish. I would sign out when you are done if you are on the Library computer or a public device. The Library computer retains the membership number if not signed out.

If you have any questions please contact me at DonSteele@kcwg.net. Thanks



Don Steele
KCWG Librarian
librarian@kcwg.net

YEAR END AWARDS

Every year, the Guild Board of Directors gives two awards, **Contributor of the Year** and **Lifetime Achievement**, to recognize fellow Guild members for their work for the Guild and to fellow members.

Lifetime Achievement is awarded to long-term members who have volunteered, mentored, and have been a valuable asset to the Guild over the years.

The **Contributor of the Year** is awarded to a member to recognize their contributions in the previous year.

These awards given at the Christmas Dinner in December.

If you have a nominee for either award, please send me an email with their name and your reasons. The Board will review each nominee. My email is memberatlarge@kcwg.net

kcwg.net

The Guild Board of Directors awards members

Contributor of the Year and Lifetime Achievement



Craig Arnold
Member-at-Large
memberatlarge@kcwg.net

TAYLOR TOOLWORKS



VISIT TAYLOR TOOLWORKS at

WWW.TAYTOOLS.COM

OCTOBER MACHINE SAFETY REVIEW

smooth finishing and decorative cuts.

Safety Rules

1. Use sharp bits, inspect them before each use, and handle them with care. Never use dull or damaged bits or bits with cracked carbide.
2. Consult a speed chart for the correct speed setting for the bit.
3. Use only bits that have a cutting diameter less than the opening in the router base.
4. Unplug the router when changing a bit.
5. When changing a router bit, insert the new bit as far into the collet as possible, then withdraw it about 3/16" before tightening the collet. Make sure that the bit shaft is engaged in the collet at least 1/2".
6. Always use the wrenches provided with the tool to make adjustments.
7. Be sure that the collet nut and any other adjustment devices are securely tightened before turning the router on. Loose adjustment devices can unexpectedly shift, causing loss of control; loose bits and collets may be thrown violently.
8. Make sure the work surface is free from nails, knots, and other foreign objects. Do not shape particleboard; it could fly apart while being routed.
9. Hold the workpiece securely in a vise or other clamping device. Holding the workpiece by hand is unstable and dangerous.
10. Follow the tool manufacturer's recommendation for the depth of cut.
11. Hold the router firmly with both hands. Motor torque can cause it to twist.
12. Feed the cut against the direction of bit rotation. Feeding the tool in the wrong direction causes the cutting edge of the bit to climb out of the workpiece and may cause loss of control.
13. Never lay the tool down until the motor and bit have come to a complete stop. The spinning bit can grab a surface and pull the tool out of your control.
14. Don't touch the bit immediately after use. It may be hot.
15. Return the bit to the bit holder located in the tool cabinet after use. Never store bits loose in a drawer.





EXCLUSIVE MEMBERS OFFER

SAVE ON ENTIRE STORE

25%

COUPON CODE:

KCWG25



WWW.RX-SAFETY.COM

**OUR NEXT MEMBERSHIP MEETING
IS JUST AROUND THE CORNER**

**THIS MONTH'S MEMBERSHIP MEETING
WILL BE HELD AT THE KCWG SHOP AT
1717 WASHINGTON ST ON
WED, OCTOBER 16, BEGINNING AT 7PM**

OCTOBER 2024 OPEN SHOP SCHEDULE

day	October	Date	9am	10	11	12	1	2	3	4	5	6	7	8	9pm
Tuesday	October	1	Gary Creek			Craig Arnold							Kara Paris		
Wednesday	October	2	Barb Hinton			Art LaGrange						LC Meeting			
Thursday	October	3	Gary Mielke									Training			
Friday	October	4									First Friday				
Saturday	October	5				Open House	Basic Skills Class Free Just Show Up	40th Anniversary Celebration and Sale							
Sunday	October	6		Chuck Saunders				Chris McCauley							
Monday	October	7			Dom Fiorella		Ron Haw					Gary Strohm			
Tuesday	October	8	Matt Nowak			Ron Lomax		Craig Arnold				Roland Mohler			
Wednesday	October	9	Bob Caldwell			Mike Blake						Rich Higgason			
Thursday	October	10	Gary Mielke									Training			
Friday	October	11		Curtis Alexander			Ed Stewart								
Saturday	October	12	George Rexroad			Norm Carpenter									
Sunday	October	13		Rob Young				Mark Waugh							
Monday	October	14	John Sloss				Ron Haw						Woodturners General Meeting		
Tuesday	October	15	Gary Creek			Craig Arnold									
Wednesday	October	16				Tim Locke						General Meeting			
Thursday	October	17	Gary Mielke									Training			
Friday	October	18					Jon Lunde								
Saturday	October	19	Tom Smoller												
Sunday	October	20		Chuck Saunders				Chris McCauley							
Monday	October	21	Jerry Thompson				Ron Haw					Gary Strohm		CNC SIG 6:30	
Tuesday	October	22	Matt Nowak			Ron Lomax		Craig Arnold				Roland Mohler		Carving SIG	
Wednesday	October	23	Bob Caldwell			Mike Blake						Kevin Thomas		Laser SIG	
Thursday	October	24	Gary Mielke									Training			
Friday	October	25					Ed Stewart					Rick Chandler			
Saturday	October	26	George Rexroad			Don Steele		Joshua Baldwin							
Sunday	October	27		Rob Young			Handtool SIG	Wayne Peterson							
Monday	October	28	John Sloss				Ron Haw					Kolton Stimpert			
Tuesday	October	29	Gary Creek			Craig Arnold						Rick Chandler			
Wednesday	October	30													
Thursday	October	31	Gary Mielke									Training			

Edited SEPTEMBER 29, 2024

TENTATIVE

NOVEMBER 2024 OPEN SHOP SCHEDULE

November	Date	9am	10	11	12	1	2	3	4	5	6	7	8	9pm
Friday	November 1													
Saturday	November 2	Mike Jones					Basic Skills Class Free Just Show Up		George Rexroad					
Sunday	November 3		Chuck Saunders					Chris McCauley						
Monday	November 4			Dom Fiorella			Ron Haw					Gary Strohm		
Tuesday	November 5	Gary Creek			Craig Arnold								Kara Paris	
Wednesday	November 6	Barb Hinton				Art LaGrange						LC Meeting		
Thursday	November 7	Gary Mielke										Lie Nielsen Handtool Event		
Friday	November 8		Lie Nielsen Handtool Event				Lie Nielsen Handtool Event							
Saturday	November 9		Lie Nielsen Handtool Event				Lie Nielsen Handtool Event							
Sunday	November 10		Rob Young					Mark Waugh Safety Orientation						
Monday	November 11	John Sloss				Ron Haw						Woodturners General Meeting		
Tuesday	November 12	Matt Nowak			Ron Lomax			Craig Arnold				Roland Mohler		
Wednesday	November 13	Bob Caldwell				Mike Blake						Rich Higgason		
Thursday	November 14	Gary Mielke										Training		
Friday	November 15						Jon Lunde							
Saturday	November 16	Tom Smoller												
Sunday	November 17		Chuck Saunders						Chris McCauley					
Monday	November 18	Jerry Thompson					Ron Haw					Gary Strohm	CNC SIG 6:30	
Tuesday	November 19	Gary Creek			Craig Arnold									
Wednesday	November 20					Tim Locke						General Meeting		
Thursday	November 21	Gary Mielke										Training		
Friday	November 22						Ed Stewart					Santa's Workshop Clean up and Setup		
Saturday	November 23		Santa's Workshop		Santa's Workshop		Santa's Workshop							
Sunday	November 24		Santa's Workshop		Santa's Workshop		Santa's Workshop							
Monday	November 25	John Sloss					Ron Haw					Kolton Stimpert		
Tuesday	November 26	Matt Nowak			Ron Lomax			Craig Arnold				Roland Mohler	Carving SIG	
Wednesday	November 27	Bob Caldwell				Mike Blake						Kevin Thomas	Laser SIG	
Thursday	November 28	Thanksgiving		Shop Closed		Thanksgiving		Shop Closed		Thanksgiving		Shop Closed		
Friday	November 29											Norm Carpenter		
Saturday	November 30	Mike Jones												

Edited SEPTEMBER 30, 2024

GUILD ACTIVITIES AT THE SHOP

Always check the Guild website before leaving home to be sure that a scheduled event is actually taking place.

There will also be times when the shop will be closed to open shop periods due to a special meeting, class or event. These closures will be clearly noted on the monthly open shop schedule and are typically highlighted by a color other than the green background that normally indicates an open shop period.

BOARD, LEADERSHIP, COMMITTEE & GENERAL CONTACTS DIRECTORY

President	Cal Hobbs	president@kcwg.net
Vice-President.....	Ron Haw	vicepresident@kcwg.net
Secretary	David Roth	secretary@kcwg.net
Treasurer.....	John Steyer	treasurer@kcwg.net
Member-at-Large.....	Craig Arnold	memberatlarge@kcwg.net
Director of Assets	Chuck Saunders	dir.assets@kcwg.org
Asst Director of Assets	OPEN	
Director of Communications.....	Brian Rorabaugh	dir.communications@kcwg.net
Asst Director of Communications	OPEN	
Director of Events	Chris McCauley	dir.events@kcwg.net
Asst Director of Events	OPEN	
First Friday Chairperson	Katherine O'Hara	firstfridayschair@kcwg.net
Librarian.....	Don Steele	librarian@kcwg.net
Newsletter Editors.....	Ron Haw & Stephan Vandembroucke	newsletter@kcwg.net
Director of Membership	Jim Berard	dir.membership@kcwg.net
Asst Director of Membership.....	Carole Shelton	assist.membership@kcwg.net
Director of Programs	Matt Nowak.....	dir.programs@kcwg.net
Asst Director of Programs.....	OPEN	
Director of Safety	Steve Hicks.....	dir.safety@kcwg.net
Asst Director of Safety	OPEN	
Director of Sponsorship.....	Duane Miller	dir.sponsorship@kcwg.net
Asst Director of Sponsorship	OPEN	
Director of Training	Rich Higginson	dir.training@kcwg.net
Asst Director of Training.....	Brent Murphy.....	assist.training@kcwg.net
Web Master.....	Brian Rorabaugh (Open)	webmaster@kcwg.net

ESSENTIAL LINKS & SERVICES

Kansas City Woodworkers Guild Website.....	https://kcwg.org
Guild Training and Available Classes	http://kcwg.org/classes/
Members Only Section (Password Rqd)	http://kcwg.org/member-only-area/
Guild Photo Bank and Upload Center	https://member.kcwg.org/photo-submission/
Place a Classified Ad	classifieds@kcwg.net
Project Storage Area (rental and questions).....	storage@kcwg.net
KCWG Facebook Page.....	https://www.facebook.com/kcwg
KCWG Videos	https://kcwg.org/videos

KANSAS CITY WOODWORKERS' Guild SPECIAL INTEREST GROUPS (SIG'S)

Carving SIG	carvingSIG@kcwg.net
CNC SIG	cncSIG@kcwg.net
Hand Tool SIG	handtoolSIG@kcwg.net
Laser SIG	laserSIG@kcwg.net

VISIT THE KANSAS CITY WOODWORKERS' GUILD ONLINE AT WWW.KCWG.ORG

