

WOOD WORDS

"HOBBS"ERVATIONS - PRESIDENT'S THOUGHTS AND COMMENTS

PUBLISHED BY THE KANSAS CITY WOODWORKERS GUILD
1717 WASHINGTON ST * KANSAS CITY * MO * 64108

IN THIS ISSUE...

I had a chance for some good family time last week back in North Carolina, which is always treasured. Some great food, lots of cousins, aunts, and uncles, people getting older, new babies too!

I'm still restricted as to what I can do physically due to my shoulder, but it was great to walk around the grounds and enjoy the roots of my journey in woodworking. So much production since my parents started Hobbs Furniture back in the early 80s. Pretty soon they will have 8 rental units that are all in pre-civil war buildings, mostly furnished by furniture made on the property.



Continued on Page 2

- ["HOBBS"ERVATIONS - President's Thoughts and Comments 1](#)
- [Rants and Ravings of the Vice President..... 3](#)
- [July Library News 4](#)
- [Champions in Woodworking 6](#)
- [New Member Welcome 6](#)
- [From the Shop 8](#)
- [Come Saw With Us - Scroll Saw SIG..... 8](#)
- [The CNC Orientation Process..... 9](#)
- [What is it we REALLY Build?..... 11](#)
- [Champions in Woodworking -- Alan Lisko 13](#)
- [Safety Director's Notes 15](#)
- [Notes from the Training Desk..... 18](#)
- [Cleaning Up Shop..... 19](#)
- [Sponsorship News 20](#)
- [July Membership Meeting Program..... 20](#)
- [2023 Financial Report Presentation 21](#)
- [July Safety Review - Hand Tools 22](#)
- [July 2024 Open Shop Schedule..... 23](#)
- [Tentative August 2024 Open Shop Schedule 24](#)
- [Guild Contacts and Service Directory 25](#)

Continued from page 1



And walking into the shop was so fun. I think I know where my approach came from, as the shop could have used some cleaning (like mine always does), but signs of ongoing work were in every portion of the space. And the patterns! Such knowledge! My brothers and I will not let them go to waste!



So as you can see, I've included a few pictures. What were your roots in woodworking? Did you have a Dad, a Grandpa, a neighbor, a friend get you started? Might be a good time to thank them for the help they gave you along the way. And of course, as always, think about how you can do the same for someone else that are just starting the journey.

See you all around the shop.

Cal Hobbs
KCWG
President
president@kcwg.net



RANTS AND RAVINGS OF THE VICE PRESIDENT

So, what's been going on with the guild over the last month? Well, things continue to change and the slow process of getting things finished up to complete our resettlement into the new building is still being completed. The drop ceilings in the Hand Tool Room, Training Room, AV Booth and the Library have all but been completed. When you enter these rooms, you'll immediately notice that the noise intrusion has been abated and that it's much more comfortable to hold a meeting, read a book or work on a project without the noise from the main shops making it unpleasant. To the volunteers who got this work finished up, a big thank you in getting one of the last big projects completed.

Guild participation in the Crossroads First Fridays continues to move along. July participation in this monthly community event saw the most visitors attending our Open House. Sales made by members and guests selling their wares continue to rise steadily. At this month's event, our guest, the Kansas City Clay Guild members along with our resident Turners Association members were selling their projects and showing off their skills. Going forward we are planning on having another guest organization joining us each month. This offers them the opportunity to also sell their product and offers us the chance to improve our relationships with these other organizations and allows us to make a few bucks from their sales. Our guest at the August First Friday event will be Hammerspace Workspace. Who or what is Hammerspace Workspace? According to their website:



Hammerspace Workshop is home to Kansas City's awesome community of makers, crafters and inventors. It's where you go to exercise your creativity. It's where you bulk up your knowledge and work out

your designs. Rip a board, sandblast a rusty tool, etch a circuit board, 3D print a missing piece, or build a robot lawnmower.

Wood and metal working, silver and black smithing, welding, molding, casting, soldering, electronics, robotics, rocketry, air brushing, or just fixing a broken doohickey. You can learn to do it all yourself.

Continue to look for the need for volunteers to help out on First Fridays. Specific needs will be posted on SignUp Genius shortly. You don't need to be selling anything to help out. Don't hesitate to sign up. It's a great way to help out in a more social environment at the Guild, meet other members and you'll probably make a few new friends in the process.

I'd like to take this opportunity to introduce to the newest member of the Kansas City Woodworkers' Guild Leadership Committee, Assistant Director of Membership Carole Shelton. Carole has been a Guild Member since early 2023.



Join us in welcoming her to the LC Committee.

Additionally, over the next few months you will be hearing from the Directors who serve on the LC Committee that they are looking for people to fill the assistant position in their area of responsibility. Currently Carole Shelton, under Membership and Brent Murphy, under Training hold Assistant Director positions on the LC Committee. Other Directors are seeking Assistant Directors in the following areas: Events, Communications, Programs, Sponsorship, and Safety. If you are interested in any of these positions, please contact the Director who handles the area that you are interested in helping out. Want to know what each of these Directors do? The Assistant Directors position basically

Continued on Page 4

Continued from page 3

mirrors the Directors position and is designed to help out when the Director is not available and to help lighten the Directors workload. Here is the link to the Members Only section that explains the Directors and by association the Assistant Directors area of responsibility on the Leadership Committee: <https://member.kcwg.org/wp-content/uploads/2020/01/Leadership-Committee-Policy.pdf>

This is a great opportunity to get involved in the

Guild and start to learn about how the Guild is managed and run.

Remember that you've made an investment in the Kansas City Woodworkers' Guild. It will only get to be the best it can be with the help and input of our members. Have a great month!

Ron Haw
Vice President
vicepresident@kcwg.net



The Library is next up to receive a drop ceiling and some additional light fixtures.

Lost Art Press has an additional free pdf available for the "American Peasant". Click the link below and the link to the pdf is at the top of the text. <https://lostartpress.com/products/american-peasant-signed-by-the-author>

Five other Lost Art Press books also have free pdf versions (these were listed in a prior newsletter) -<https://blog.lostartpress.com/2024/02/13/free-download-now-forever-the-anarchists-design-book/>


The Library Laptop can be used to search and checkout books. You can also view the digital magazine archives on the Library laptop.

If you find a book you would like to check out, you can use the Library computer or there is a binder on the table in the Library where you can enter your name, member number (back of your name badge), Title of the book, and the call number. You

JULY LIBRARY NEWS

can also search the online catalog at home. You can use your web browser to view the library book and dvd catalog online at the link below (<https://www.librarycat.org/lib/KCWGLibrary>) or by going to the Guild website (<https://www.kcwg.org>) home page and clicking "Resources" from the "About" tab dropdown menu. This will take you to the Library page and you can click "Visit the KCWG Library". You can search the online catalog by Category, Author, Title, or Call Number.

To login to your account - Open the Library Home page (<https://www.librarycat.org/lib/KCWGLibrary>) from the Library computer or another device. In the upper right corner are three symbols - box with a person, KCWG, and a sketch of a cat. Click the box with the person. The other two refresh the page. You should see a box titled "Sign in to Your Account" with a place to enter your Patron ID (your



Membership Number is on the back of your nametag). If you are using the Library computer you can scan the barcode on the back of your nametag. Click Sign In and you are now logged in. The upper left of the screen lists My Borrowing, Personnel Information, and Sign Out. You can look at that if you wish. I would sign out when you are done if you are on the Library computer or a public device. The device system retains the membership number if not signed out.

Don Steel
KCWG Librarian
librarian@kcwg.net



TAYLOR TOOLWORKS



VISIT TAYLOR TOOLWORKS at

WWW.TAYTOOLS.COM

Announcing a New Feature in our Wood Words Newsletter

CHAMPIONS IN WOODWORKING**Who is your hero at the Guild?**

My fellow woodworkers!!! Is there someone who impresses you? Someone that has helped you or has a skill that is so impressive it makes your mouth water and say WOW and HOLY COW and WHOOOOO DOGGIES!! We want to hear about them! Help us acknowledge these exceptional members! You know and I know there is incredible talent and thoughtful people among our group. Would you be so kind to send me your pick for our next month's newsletter ... Share your how and why, what did they do to blow your socks off ... what did they do to make you know you are part of an outstanding group of people? See our first honoree on page 13.

Send me the name of the person woodworker are most impressed by.

Carole Shelton
Assistant Director of Membership
assist.membership@kcwg.net



PLEASE WELCOME THESE 9 NEW MEMBERS WHO JOINED THE GUILD IN LATE JUNE & EARLY JULY

<u>FIRST NAME</u>	<u>LAST NAME</u>	<u>HOMETOWN</u>	<u>STATE</u>	<u>MEMBERSHIP</u>	<u>JOINED</u>
Beau	Campbell	Spring Hill	KS	Sawdust	6/13/2024
John	Top	Kansas City	MO	WW+	6/13/2024
Joshua	Kile	Lee's Summit	MO	Sawdust	6/15/2024
Kenton	Turpin	Kansas City	MO	WW+	6/16/2024
Barbara	Shapiro	Kansas City	MO	Sawdust	6/19/2024
Steve	Reed	Kansas City	MO	WW+	7/3/2024
Eric	Grizzle	Kansas City	MO	Sawdust	7/5/2024
Annette	Guo	Blue Springs	MO	Sawdust	7/5/2024
Logan	Miller	Kansas City	MO	Sawdust	7/6/2024

CURRENT MEMBERSHIP ⇨ 762

PLEASE SUPPORT OUR KCWG SPONSORS

COMPANY NAME	ADDRESS/WEBSITE/DESCRIPTION	KCWG DISCOUNT AMOUNT
 <p>Schutte LUMBER CO. Since 1880</p>	<p>Schutte Lumber Company 3001 Southwest Blvd. • Kansas City, MO 816.753.6262 • schuttelumber.com Timbers, cedar, siding and pattern profiles, specialty hardwoods, treated lumber, Festool power tools, decking, fasteners and hangars.</p>	<p>10% Show current membership card on order/payment</p>
   <p>Phillips Safety Products, Inc.</p>	<p>Phillips Safety Company • Middlesex, NJ 888.245.6638 Three websites to serve KCWG members, each offering a 25% member discount (Use code KCWG25) rx-safety.com - Prescription safety glasses, reading and magnifying glasses, hearing protection myeyewear2go.com - Eyeglasses, sunglasses, prescription sunglasses, sports and specialty glasses phillips-safety.com - Laser safety glasses, welding and IR safety glasses, radiation protection, glassworking eyewear</p>	<p>25% INPUT coupon code KCWG25 to receive discount</p>
 <p>KATSURA</p>	<p>Katsura Cutlery Houston, TX katsuracutlery.com</p>	<p>10% 15 - 20% on some sales</p>
 <p>Lee Valley</p>	<p>Lee Valley Reno, NV 888.983.1865 Leevalley.com Hand tools, power tools, hardware and accessories.</p>	<p>15% educational Application form available at Guild</p>
 <p>LIBERTY HARDWOODS, INC.</p>	<p>Liberty Hardwoods 3900 N Kentucky Avenue • Kansas City, MO 816.231.0852 libertyhardwoodsinc.com Hardwood lumber, plywood, trim, hardware and accessories.</p>	<p>10% Show current membership card on order/payment</p>
 <p>The URBAN LUMBER Company</p>	<p>The Urban Lumber Company 7200 E Hwy 40 • Kansas City, MO 816.888.7947 • urbanlumberco.com Locally harvested wood. Custom milling, green and dried lumber, table bases and PVC stickers.</p>	<p>10% Show current membership card on order/payment</p>

FROM THE SHOP



Welcome to the Party, we have new Foremen on the shop floor. New Foremen means more Open Shop which means fewer reasons why you can't head down and work on your project.

Rich Higgason you probably know as the Director of Training, but now he has added to his repertoire serving as the Shop Foreman on the second Wednesday evenings 6-9pm. What a great chance to have help from the training guru himself.

If you get there early you'll see Mike Blake who is holding Open Shop from 1-6 on the 2nd and 4th Wednesdays. Remember on 4th Wednesdays Mike will be followed by former Director of Training Kevin Thomas. Looks like Mike leads you to training.

Wednesdays must be popular as Barb Hinton moved her Open Shop to the first Wednesday 9-1 where she will be followed by Art LaGrange, yes, that Art LaGrange of turf box fame. Now you can see Art in the shop without fearing he's going to strong

arm you into making turf boxes. (but I still will).

And don't forget on first Mondays Dominick (Dom) Fiorello starts the day off at 11 for his Open Shop.

Remember that Foremen are paid the worldly sum of absolutely nothing. They volunteer their time to make the Guild shop available to the membership. Without them there would be no shop and you'd be in your driveway working off of milk crates. Nobody wants that. What can you do to show your appreciation for their contribution? Sure, a word of thanks is nice, but consideration for the rest of the membership is even better. Clean up after yourself and in the words of George Toma "and a little bit more". Use the tools and machines responsibly. Ask if you need assistance or instruction and let the Foreman know if something went astray. Better to let them know instead of them having to discover it themselves.

The shop is here for your use and enjoyment. The Foremen are here to keep you safe, provide assistance if they can, and protect the shop. Let's all do what we can to keep the shop safe, clean and enjoyable.

Chuck Saunders

Director of Assets



COME SAW WITH US - SCROLL SAW SIG

The scroll saw SIG meets the second Wednesday of the month, August 14, 2024.



I will open the shop for scrolling at 6:00 PM for anyone that wants to use the saws.

I will also be providing

the broads and patterns for you to make puzzles, bring your own blade. The boards are between 1/2 and 3/4.

Bring your latest projects for Show-n-Tell.

George Rexroad

Scroll Saw SIG


Co-Coordinator

scrollsawsig@kcwg.net



THE CNC ORIENTATION PROCESS

**CNC SPECIAL INTEREST GROUP (SIG) WILL MEET ON
THE 3RD MONDAY OF EACH MONTH AT 6:30 PM IN 2024**



The purpose of the CNC orientation is to familiarize you with the CNC Operating System and the safe operation of the machine. For the orientation process you will be asked to produce several projects for machining on the CNC. You will then use the CNC to machine your project with the instructor offering direction and answering any questions you may have. When you can demonstrate an understanding of the steps to safely operate the machine you will receive your certification.

Projects for the CNC Orientation should be small, simple designs using one or two separate CNC bits. Keep in mind the main purpose of the orientation process is to acquaint you with the safe operation of the CNC machine, not to produce a museum quality piece or family heirloom. Each member of the Guild must supply their own CNC bits.

To receive certification, you must demonstrate:
The ability to design a project using the CAD/CAM software (i.e. V-Carve Pro or Aspire).
The ability to safely program the toolpaths

used in your project including bit feed and speed rates.

The ability to follow the instructions provided by the Guild to set up the machine for your project.

The ability to safely secure your workpiece to the CNC machine.

An understanding of the orientation of the CNC machine (X, Y and Z axis) as it relates to your project.

An understanding of “Work Offsets” and how and when to set them.

An understanding of the “Control Panel” and show the ability to navigate between sub menus.

The ability to set the “Z0 height” for either the machine bed or the top of your workpiece.

All of this may sound complicated; however, the Guild has step by step instructions to guide you through the process.

The CNC SIG will meet Monday July 15 at 6:30 PM in the Guild Classroom. All interested Guild members and their Guests are welcome.



Ed Stewart
CNC SIG
Co-Coordinator
cncSIG@kcwg.net

PLEASE SUPPORT OUR KCWG SPONSORS

COMPANY NAME	ADDRESS/WEBSITE/DESCRIPTION	KCWG DISCOUNT AMOUNT
	L&K Hardwoods (Mahogany Sponsor) 3101 N Lentz Road • Independence, MO 816.249.4400 landkhardwoods@gmail.com • landkhardwoods.com Custom milling, kiln drying, hardwood lumber, live edge slabs, and custom furniture. Rubio Monocoat dealer.	10% Show current membership card on order/payment
	Taylor Toolworks (Mahogany Sponsor) Columbia, MO 573.397.6432 taytools.com Specialty hand tools, supplies and fixture and jig hardware.	10% INPUT coupon code KCWG10 to receive discount
	Rockler (Cherry Sponsor) 15340 West 119th Street • Olathe, KS 763.478.8214 rockler.com/olathe-store	10% Show current membership card on order/payment-Some Restrictions May Apply
	Walrus Oil (Cherry Sponsor) Springfield, MO 816.848.8598 • https://walrusoil.com/ Oil and wax finishes for cutting boards, furniture and leather and waterless skincare.	10% Identify KCWG membership on order Coupon Code: KCWG
	Lie-Nielsen Toolworks (Cherry Sponsor) Warren, ME 207.273.2520 lie-nielsen.com Hand tools, sharpening and tool care products, workbenches and education for woodworkers.	10% Offered only on purchases made at the annual guild tool show. Must show current membership card on order/payment at the guild
	Bloomer Hardwoods (Pine Sponsor) Phone: 816.330.3596 13585 45 Highway Platte City, MO 64079 Hours: MON - FRI 8:30AM - 4:30PM	

WHAT IS IT WE REALLY BUILD?

At our latest First Friday's event I was working the booth within the Crossroads talking about our Guild and what we offer. You have an uncertain number of moments to get someone's attention and proselytize about the shop and our tools. These are shiny words that hopefully sparkle in just the right light as spoken. You hope they conjure or rekindle the desire to make, create or craft. Some people only need the names of the tool manufacturers or devices to be attracted or repelled. Some allow you to push further into what it means to join our organization.

We talked with hundreds of individuals as they passed the booth and as I started a conversation with a gentleman and his wife, I learned he was from Las Vegas. He informed me that he knew of our Guild and had occasion to look at our site as he was interested in what might be available while visiting Kansas City. He told me about his home shop and other interests. His memberships in other guilds and organizations around the country. And as the world shrank a bit I enquired if they would be in town the next day and suggested he visit our shop and the Seven Swans Creperie nearby. This is when he told me his next day would take him to Emporia Kansas.

My grandfather was a pharmacist in Emporia Kansas. He owned the Red X Pharmacy at 624 Commercial Street. This provided him a good livelihood and an even better place to build community. Within the store was a beautiful walnut soda fountain that served simple breakfast and lunch meals as well as the world's best cherry soda. Locals would meet there for coffee and a sandwich. My mother had lunch there in high school for 35 cents. She later married my father, the pharmacist's son.

I mentioned this history to the gentleman and his wife and he proceeded to tell me memories he had

of my grandfather and the connection it had to his life growing up in Emporia. His father sold pharmaceuticals and they both were frequent visitors and clients. He even knew the street on which my grandfather's house still stands. As the conversation wound down, he introduced his son and daughter in law. They are locals and expressed an interest in visiting the Guild (and the creperie) as well.

This is what I love about our craft and our position therein. The connections and community we move within is so rich. We have 750 plus members at our current state. Many of them come to the shop to use the tools. I would venture that a large percentage come to enjoy and use the community. How many friendships do you count as a result of your membership? Do these friendships extend past our walls? How easy is it to find common ground with someone within the craft from other corners of the earth?

Oh, and we have some nice tools that are for use by the members as well.

Have you had a chance to talk with someone about the Guild and possible membership? Do you have your elevator/sidewalk speech ready? We build community.





Brian Rorabaugh

*Director of
Communications
& Webmasterr*

dir.communications@kcwg.net



PLEASE SUPPORT OUR KCWG SPONSORS

COMPANY NAME	ADDRESS/WEBSITE/DESCRIPTION	KCVG DISCOUNT AMOUNT
	<p>Woodcraft 8645 Bluejacket Road • Lenexa, KS 913.599.2800 woodcraft.com/stores/kansascity Power tools and accessories, hand tools, fasteners, hardware, wood, finishes, clamps, workbenches, personal safety equipment and education.</p>	<p>10% Show current membership card on order/payment</p>
	<p>Metro Hardwoods 4243 S Noland Road • Independence, MO 816.373.1710 metrohardwoodsinc.com Hardwood lumber, plywood, finishes, saw blades and bits.</p>	<p>10% Show current membership card on order/payment</p>
	<p>Neal Ray's Photography 9 E Kansas Street • Liberty, MO 816.582.5968 nealraysphoto@gmail.com Photographic studio portraits.</p>	
<p><u>SUPERIOR GRINDING</u></p>	<p>Superior Grinding 5315 Raytown Road • Raytown, MO 816.561.8665 superiorgrindingllc.webstarts.com Sharpening tools used by professionals and homeowners.</p>	<p>10% Show current membership card on order/payment</p>



CHAMPIONS IN WOODWORKING -- ALAN LISKO



My pick for July ... Is Allen Lisko! I recently met Allen when

Originally from Youngstown, Ohio, he and his lovely wife Peg have been married for 51 years!! They now have a home with their dogs in Leawood, Kansas.

he joined our First Fridays committee. He shared ideas that were incredible and it spun off into a membership drive that we are very excited about. Spending time with Allen has made me see many other sides of him and his



woodworking. His enamel work on wood is fantastic! He is kind, generous and incredibly creative!



He is the proprietor of One of a Kind Wood Creations. Allen and I found out we both worked in sales in New Jersey and lived to get the heck out of there!! His love for woodworking and his commitment to the Guild is obvious in his actions. I have watched him help strangers get connected



with resources they needed and he never hesitates to share a skill he has that would be of help with another's success with their own project. I throw my hat in the ring to Allen Lisko! I am so glad to know you! Say an attabooy next time you pass by him He's one of our many incredible members that we are lucky to have and know!



Carole Shelton

Assistant Director of Membership
asst.membership@kcwg.net

KC Woodworkers' Guild First Friday Volunteers Still Needed

By now you have heard the news about our participation in the Crossroads Arts District First Fridays event. The first event of the season will be 04/05/2024.

To Volunteer to help out at the Guild's portion of the event, please click below to see where we need help and to add your name: [CLICK HERE](#)





EXCLUSIVE MEMBERS OFFER

SAVE ON ENTIRE STORE

25%

COUPON CODE:

KCWG25



WWW.RX-SAFETY.COM

**OUR NEXT MEMBERSHIP MEETING
IS JUST AROUND THE CORNER**

**THIS MONTH'S MEMBERSHIP MEETING
WILL BE HELD AT THE GUILD SHOP AT
1717 WASHINGTON ST ON
WEDNESDAY, JULY 17, BEGINNING AT 7PM**

SAFETY DIRECTOR'S NOTES

The month of July is a time when the summer season hits its stride. Many folks are vacationing and traveling, the baseball season is in full swing (pardon the pun), and as often as possible – families are spending as much time as they can near the edge of a cool lake, a spring-fed stream or a swimming pool. July is also the “tipping point” of the year when we start to move toward the inevitable race to the holiday season and end of the year. This means that for many of us, we start to pick up the pace as we try to focus on woodworking projects we’ve planned to finish this year. With increased activity comes more potential for exposure to machine-related hazards in the shop.



With that in mind, let me provide a brief reminder of some of the key safety precautions for certain power tools that are commonly used for most projects. It is always a good idea to revisit some of the important safety principles from time to time.

Jointer

A jointer is used to make one face of a board flat, straight, and smooth and to make one adjacent edge flat, straight, and perpendicular to the jointed face. Key safety precautions for using these machines include, but are not limited to, the following:

- Joint stock that is at least 12 inches long and narrower than the cutting head.
- When jointing the face of a board, don't let your thumb or fingers hang over the back end to push it through the jointer. Always use a push block when operating the jointer. Use of hold-down devices is highly recommended.

- Avoid applying pressure to the leading few inches of stock, since doing so may result in tipping the board or your fingers into the cutter at the start of the cut.

Table Saw

In previous issues of the Newsletter, I have covered critical safety precautions related to use of table saws very thoroughly, so I won't repeat that guidance here. However, I recently came across a piece on use of the table saw when ripping rough sawn lumber written by one of our Guild members, Mike Jones. Mike is one of our Shop Foreman. When he wrote this piece in the July 2021 Guild Newsletter, he was serving as the KCWG Director of Safety. My thanks and appreciation go out to Mike for raising the following issue. Please note his guidance for a potentially significant problem that can occur:

I have noticed several people coming into the shop with rough-sawn lumber . . . and a problem, which can be all too typical, seems to be showing up. As people are processing their lumber, they are encountering tension in their boards. By tension, I mean, as the material is being ripped, the kerf is literally



Continued on Page 16

Continued from page 15

closing down on the riving knife, bogging down the saw and stopping the rip cut. I have personally experienced this issue when ripping long pieces of walnut stock. Boards that have remained untouched for months or even years may exhibit a tendency to start moving as soon as you start ripping or processing it. On several occasions, I have had to push the stock so hard, I couldn't push it through the cut any longer. The kerf had closed down so tightly on the riving, I literally stopped the cut. This is a dangerous condition because we all have a tendency to want to push the stock harder the more resistance we encounter. The inherent risk is that of having your hand slip and push it into the blade. I have found that the best strategy in these cases is to turn off the saw and find a small scrap of wood that will allow you to wedge it into the kerf behind the riving knife. . . . If you encounter this issue, and you're not confident to cut the wedge and remove the board yourself, please don't hesitate to call on your shop foreman for assistance.

In this same piece, Mike goes on to emphasize the importance of using the jointer to flatten and smooth one face and one edge of rough sawn lumber before attempting to rip it with the table saw.

Miter Saw and Sliding Compound Miter Saw

Miter saws are power tools used to make quick, accurate crosscuts and miter cuts. In the case of a compound miter saw, it can make simultaneous miter and bevel cuts. Although ours has not been installed yet in the new shop, a sliding compound miter saw like the one that will be used in the KCWG shop has rails for the motor head and blade assembly to travel on to allow cuts in wider stock. Key safety

precautions for using these machines include, but are not limited to, the following:

- Always hold the workpiece securely on the table and against the fence when making cuts. Always use clamps to hold the workpiece in place when the stock is so short that holding it would violate the 3-inch rule. Be aware of the risk of kickback.
- When cutting a cupped or bowed piece of stock, make sure the workpiece is oriented to leave no gap between it and the fence or the saw table at the point of the cut. If not, you risk pinching the blade and causing a kickback.
- Never reach under the saw blade or perform a cross-handed operation.
- When using a sliding compound miter saw like the ones in the shop, make you cut in three steps:
 - *First* pull the motor head out;
 - *Then* start the saw;
 - *Finally*, push the blade down into the stock and towards the fence to make the cut.

There are many more safety precautions for power tools use in the shop that could be focused on in this article, but time and newsletter space does not permit. Remember, follow all rules and safety precautions each and **every** time when using power tools. If you have questions about a power tool operation or are not confident about performing a high-risk operation with these or any other power tool, please connect with the shop foreman. They will help ensure the needed operation can be performed safely. Good luck with your woodworking projects during the second half of the year and work safely!



Steve Hicks
Director of Safety
dir.safety@kwcwg.net

Bloomer



Hardwoods

Offered Services

- Log Milling
- Custom Drying 20,000 bf
- Planing
- Straight lining
- Glued Panels
- Wide Belt Sanding
- Profile Replication
- Custom Moulding
- Template matching of existing pattern

Phone: 816.330.3596

13585 45 Highway, Platte City, MO 64079

Hours: MONDAY - FRIDAY 8:30AM - 4:30PM

Products Available at Bloomer Hardwoods

- Ash 4/4 & 8/4
- Cedar Aromatic
- 4/4, 8/4, & 12/4
- Cherry 4/4, 8/4 & 12/4
- Maple 4/4
- Pecan 4/4 & 8/4
- Red Oak 4/4 & 8/4
- Walnut 4/4 & 8/4
- White Oak 4/4
- Plywood for Cabinets
- And many other Local Hardwoods



upcoming month.

Scroll Saw Compound Cutting

George Rexroad is offering a class to help members take their scroll saw skills to the next level. Compound Cutting is a technique that involves cutting a block of wood on one face and then flipping it over to cut from an edge, resulting in a 3D image. Students in the class will be making their very own backscratchers!

I want to thank everyone who came out to the July Skill Builder. If you missed it, you missed a really interesting session. Barbara Akers presented the art of pyrography, and it was an extremely informative session. She showed us the different equipment available for pyrography (which have come a long way from the little woodburning sets that I used as a Boy Scout). She also demonstrated different techniques available and then provided an opportunity for the audience to try their own hand at it. I found that, like any other skill, this one takes some practice to get decent results.

Yet, Barbara also stated that she would be willing to teach a class on pyrography if there are people interested. So, if you think this is a skill that you'd like to learn, please let me know at dir.training@kcwg.net.

Speaking of Skill Builder sessions, we also have a very interesting Skill Builder coming up August 3, 2-4 pm. Terry Johnson will be presenting on the process of making stained glass and how woodworkers might use this technique to enhance their woodworking projects. This is yet another opportunity for woodworkers to develop their skills.

In addition to the Skill Builders, I am really excited to announce that there are several upcoming classes that will open for enrollment in the

This class will meet on Saturday, August 17, 9 am – 1 pm. Enrollment just started on Tuesday, **July 9**. There may still be seats available.

Introduction to Kumiko

Wayne Peterson is once again going to offer his popular Introduction to Kumiko class. As Wayne describes, “Kumiko involves making decorative patterns with thin strips of wood. It was traditionally used in Japanese Shoji (a screen or sliding door that can be used as a partition or wall). In this class, we will create a single Asa-no-ha pattern. Once the techniques are mastered it opens the possibility of additional patterns and possibilities to enhance your woodworking projects.”

If you've ever thought about learning Kumiko, this is the class for you. The class meets on Saturday, August 24, 9 am – 2 pm. Enrollment starts Tuesday, **July 16**.

Intermediate Woodworking

The popular Intermediate Woodworking class is once again going to be offered. This is a 10-week, fast-paced class that has been designed to be a continuation of the Basic Woodworking class. Participants will make a Shaker side table and wall cabinet. But more importantly, Intermediate

Continued on Page 19

Continued from page 18

Woodworking focuses on developing skills and techniques in woodworking beyond the basic course. All students must have taken the Basic class before taking Intermediate Woodworking.

The class meets on Thursday evenings (September 12-November 21), 7 -10 pm. Enrollment starts on **July 23**.

Hand Tool Woodworking

This is another very popular class with a fantastic and knowledgeable team of instructors. This 10-week class is designed to acquaint woodworkers with the use of classical hand tools such as planes, saws, chisels, and drills that were in common usage before the current power tool availability. This is a great class to enhance one's skills with hand tools whether they want to use hand tools exclusively or just as a way to fine-tune their projects. This class also meets on Thursday evenings (September 12-November 21), 7 -10 pm. Enrollment starts on **July 23**.

Bandsaw Box

Last, George Rexroad is also going to offer his Bandsaw Box class. This beginner+ class will focus on the gluing up of a block and the making of a traditional bandsaw box. The box will feature different material types to create a decorative box. This class meets for two sessions. On Friday, September 20, 6-8 pm, participants will come in to glue up the block. Then, they'll return the next morning (Saturday, September 21, 9 am – 1 pm) to cut out the box. This is a good course to become familiar with the bandsaw. Enrollment starts **August 13**.

The emails for enrollments go out on **Tuesdays, around 7 pm**, so watch your inbox if you are interested in any of the upcoming classes.

Rich Higason
Director of Training
dir.training@kcwg.net



CLEANING UP SHOP

I was in the shop working at the scroll saw on a project and I barely noticed that a member had brought in a bunch of construction lumber and spent a lot of time at the planer. That's not a problem, of course, but the problem is that when he finished what he was doing, he picked up his wood and left. I noticed later that the chip bin under the collector was overflowing with what looked like softwood shavings.

None of the foremen or ladies are paid to clean up after you. Personally, I cannot lift a full can of shavings high enough to get it dumped into the dumpster, so the foreman on duty that day had to do it.

I highly recommend that once you are finished jointing and/or using a planer, that you take a walk back to where the shavings are collected and empty

the can while it is still less than half full. Even I can lift that small load, but when I am foreman, I will ask you to empty the can. I'll help by showing you where a hand truck is so that you can easily move the can to the dumpster without having to drag it on the floor or even lift it and get dusty. I'll even open the dumpster for you and help you lift it if you need help, but I really encourage you to be considerate of other members and clean up after yourself. It's the right thing to do, especially in our woodworking community of volunteers.

Matthew Nowak
Director of Programs
dir.programs@kcwg.net



SPONSORSHIP NEWS



We would like to welcome a new sponsor, **Twin Oak Sawmill** as a Pine Level Sponsor for 2024. Twin Oak Sawmill is located in the Kansas City area and provides portable sawmilling services.

I apologize for not recording the Raffle Table donations at the June membership meeting.

Regarding the Bosch router and router table special raffle, 26 of the 50 (minimum) raffle tickets were sold. The drawing for this raffle will be made at the membership meeting when a minimum of 50 total tickets are sold.

The Guild Sponsors and discount providers are identified by their logo throughout this newsletter. The Sponsors provide money and in-kind donations that support the Guild operation and most include discounts on store identified materials and tools to members. When purchasing materials or tools for your personal use, ask about member discounts that may apply.

Prizes on the Raffle

Table at each Member Meeting have been donated by members, estates and, mainly, by our sponsors. Donations by fellow members include excess materials, class projects, duplicate tools and whatever the spouse/partner/roommate/family member/neighbor may refer to as trash. Look around your home shop and Guild storage areas. If you need additional work or storage space, keep the Raffle Table in mind. I like to recognize those that donate. If you aren't comfortable being recognized for your donation, that works also.



Duane Miller
Director of Sponsorship
dir.sponsorship@kcwg.net

JULY MEMBERSHIP MEETING PROGRAM

Many times, we seem to underestimate the talent that is held by some of our members at the Kansas City Woodworkers' Guild, or even when we know about the talent we sometimes take that talent for granted.

Due to a last minute change in the planned guest speaker for this month's membership meeting we have the opportunity to take advantage of one of the most talented members of the Guild.

Calvin Hobbs has agreed to step in and demonstrate one of his talents. Cal and his father, Ben Hobbs, are nationally recognized woodworkers.

At one point having produced reproduction chairs for the dining room at George Washington's home in Mt. Vernon, VA. We are very privileged to have Cal, not only as the Guild President, but to

have someone of his skill and talent in our midst.

Please plan on attending our monthly membership meeting on Wednesday, July 17. Prepare to be amazed as Cal, shows off one of his techniques and answers any questions that you may have.



Matthew Nowak
Director of Programs
dir.programs@kcwg.net

2023 FINANCIAL REPORT PRESENTATION

As the monthly guild meeting on August 21, 2024, I will be presenting the 2023 Financial Report for the Kansas City Woodworkers Guild. If you have any specific questions about it, please send me an email.

As always, from a finance point of view, our monthly Financial Statements are available in the Members Only area of the website in the Financial section. Please review the reports and let me know if you have any questions.

John Steyer
Treasurer
treasurer@kewg.net



DID YOU KNOW THAT YOU CAN ATTEND THE JULY GENERAL MEMBERSHIP MEETING VIRTUALLY

Wednesday, July 17, at 7:00pm

[CLICK HERE TO ATTEND THE MEMBERSHIP MEETING LIVE ONLINE](#)

OR...BETTER YET... ATTEND THE MEETING IN PERSON

BEGINNING AT 7:00PM at the

KANSAS CITY WOODWORKERS' GUILD

1717 WASHINGTON ST., KANSAS CITY, MO 64108

GUESTS ARE WELCOME & ENCOURAGED

JULY SAFETY REVIEW

Hand Tools

Compared to a lathe spinning at 4,000 RPM, hand tools may appear innocuous. And by and large, they are safer than power tools. Nevertheless, they can hurt, as anyone who has hit a thumb with a hammer or gashed a hand with a knife can attest.



Safety rules

1. Use the right tool for the job and use it as it was designed to be used. Improvisation can lead to injury.
2. Make sure any edge tools you use – knives, chisels, carving tools, planes, etc. – are *sharp*. Dull edges require excessive force, and that can lead to accidents.
3. Carry pointed tools by your side with the points and heavy ends down.
4. Whenever possible, secure your workpiece with a vice or clamp.
5. Keep both hands behind the blade of a chisel or knife and out of the path of a saw. Don't cut toward any part of your body.
6. When you need to pull a knife to make a cut, make sure that you pull it to the side of your body.

JULY 2024 OPEN SHOP SCHEDULE

day	July	Date	9am	10	11	12	1	2	3	4	5	6	7	8	9pm
Monday	July	1			Dom Fiorella			Ron Haw					Gary Strohm		
Tuesday	July	2	Gary Creek			Craig Arnold							Kara Paris		
Wednesday	July	3	Barb Hinton				Art LaGrange								
Thursday	July	4	Gary Mielke										Training		
Friday	July	5				First Friday Shop CleanUp					First Friday				
Saturday	July	6	Mike Jones					Basic Skills Class Free Just Show Up	George Rexroad						
Sunday	July	7		Chuck Saunders					Chris McCauley						
Monday	July	8	John Sloss				Ron Haw						Woodturners General Meeting		
Tuesday	July	9	Matt Nowak			Ron Lomax			Craig Arnold				Roland Mohler		
Wednesday	July	10	Bob Caldwell				Mike Blake						Scrollsaw SIG/LC Meeting Rich Higgason		
Thursday	July	11	Gary Mielke										Training		
Friday	July	12		Curtis Alexander				Ed Stewart							
Saturday	July	13	George Rexroad				Norm Carpenter		Safety Orientation						
Sunday	July	14		Rob Young						Mark Waugh					
Monday	July	15	Jerry Thompson					Ron Haw					Gary Strohm		
Tuesday	July	16	Gary Creek			Craig Arnold								CNC SIG 6:30	
Wednesday	July	17					Tim Locke						General Meeting		
Thursday	July	18	Gary Mielke										Training		
Friday	July	19													
Saturday	July	20	Tom Smoller												
Sunday	July	21		Chuck Saunders						Chris McCauley					
Monday	July	22	John Sloss					Ron Haw					Kolton Stimpert		
Tuesday	July	23	Matt Nowak			Ron Lomax			Craig Arnold				Roland Mohler		
Wednesday	July	24	Bob Caldwell				Mike Blake						Kevin Thomas		
Thursday	July	25	Gary Mielke										Training		
Friday	July	26		Curtis Alexander				Ed Stewart					Rick Chandler		
Saturday	July	27	George Rexroad				Don Steele			Joshua Baldwin					
Sunday	July	28		Rob Young				Handtool SIG	Wayne Peterson						
Monday	July	29						Ron Haw							
Tuesday	July	30	Gary Creek			Craig Arnold							Rick Chandler		
Wednesday	July	31													

Edited JUNE 27, 2024

TEMPORARY

AUGUST 2024 OPEN SHOP SCHEDULE

Day	August	Date	9am	10	11	12	1	2	3	4	5	6	7	8	9pm
Thursday	August	1	Gary Mielke									Training			
Friday	August	2				First Friday Shop CleanUp					First Friday				
Saturday	August	3	Mike Jones					Basic Skills Class Free Just Show Up	George Rexroad						
Sunday	August	4		Chuck Saunders					Chris McCauley						
Monday	August	5			Dom Fiorella		Ron Haw					Gary Strohm			
Tuesday	August	6	Gary Creek			Craig Arnold							Kara Paris		
Wednesday	August	7	Barb Hinton				Art LaGrange					LC Meeting			
Thursday	August	8	Gary Mielke									Training			
Friday	August	9		Curtis Alexander				Ed Stewart							
Saturday	August	10	George Rexroad				Norm Carpenter								
Sunday	August	11		Rob Young						Mark Waugh					
Monday	August	12	John Sloss				Ron Haw						Woodturners General Meeting		
Tuesday	August	13	Matt Nowak			Ron Lomax			Craig Arnold				Roland Mohler		
Wednesday	August	14	Bob Caldwell				Mike Blake						Scrollsaw SIG Rich Higgason		
Thursday	August	15	Gary Mielke										Training		
Friday	August	16													
Saturday	August	17	Tom Smoller												
Sunday	August	18		Chuck Saunders						Chris McCauley					
Monday	August	19	Jerry Thompson					Ron Haw					Gary Strohm		
Tuesday	August	20	Gary Creek			Craig Arnold								CNC SIG 6:30	
Wednesday	August	21					Tim Locke						General Meeting		
Thursday	August	22	Gary Mielke										Training		
Friday	August	23						Ed Stewart					Rick Chandler		
Saturday	August	24	George Rexroad				Don Steele			Joshua Baldwin					
Sunday	August	25		Rob Young				Handtool SIG	Wayne Peterson						
Monday	August	26	John Sloss					Ron Haw					Kolton Stimpert		
Tuesday	August	27	Matt Nowak			Ron Lomax			Craig Arnold				Roland Mohler		
Wednesday	August	28	Bob Caldwell				Mike Blake						Kevin Thomas		
Thursday	August	29	Gary Mielke										Training		
Friday	August	30											Norm Carpenter		
Saturday	August	31	Mike Jones												

Edited JUNE 27, 2024

GUILD ACTIVITIES AT THE SHOP

Always check the Guild website before leaving home to be sure that a scheduled event is actually taking place.

There will also be times when the shop will be closed to open shop periods due to a special meeting, class or event. These closures will be clearly noted on the monthly open shop schedule and are typically highlighted by a color other than the green background that normally indicates an open shop period.

BOARD, LEADERSHIP, COMMITTEE & GENERAL CONTACTS DIRECTORY

President	Cal Hobbs	president@kcwg.net
Vice-President.....	Ron Haw	vicepresident@kcwg.net
Secretary	David Roth	secretary@kcwg.net
Treasurer.....	John Steyer	treasurer@kcwg.net
Member-at-Large.....	Craig Arnold	memberatlarge@kcwg.net
Director of Assets	Chuck Saunders	dir.assets@kcwg.net
Director of Communications.....	Brian Rorabaugh	dir.communications@kcwg.net
Director of Events	Chris McCauley	dir.events@kcwg.net
First Friday Chairperson	Katherine O'Hara	firstfridayschair@kcwg.net
Librarian.....	Don Steele	librarian@kcwg.net
Newsletter Editors.....	Ron Haw & Stephan Vandembroucke	newsletter@kcwg.net
Director of Membership	Jim Berard.....	dir.membership@kcwg.net
Asst Director of Membership.....	Carole Shelton	assist.membership@kcwg.net
Director of Programs	Matt Nowak.....	dir.programs@kcwg.net
Director of Safety	Steve Hicks.....	dir.safety@kcwg.net
Director of Sponsorship.....	Duane Miller	dir.sponsorship@kcwg.net
Director of Training	Rich Higgison	dir.training@kcwg.net
Asst Director of Training.....	Brent Murphy.....	assist.training@kcwg.net
Web Master.....	Brian Rorabaugh (Open)	webmaster@kcwg.net

ESSENTIAL LINKS & SERVICES

Kansas City Woodworkers Guild Website.....	https://kcwg.org
Guild Training and Available Classes	http://kcwg.org/classes/
Members Only Section (Password Rqd).....	http://kcwg.org/member-only-area/
Guild Photo Bank and Upload Center	https://member.kcwg.org/photo-submission/
Place a Classified Ad	classifieds@kcwg.net
Project Storage Area (rental and questions).....	storage@kcwg.net
KCWG Facebook Page.....	https://www.facebook.com/kcwg
KCWG Videos	https://kcwg.org/videos

KANSAS CITY WOODWORKERS' Guild SPECIAL INTEREST GROUPS (SIG'S)

Carving SIG	carvingSIG@kcwg.net
CNC SIG	cncSIG@kcwg.net
Hand Tool SIG	handtoolSIG@kcwg.net
Laser SIG	laserSIG@kcwg.net
Scroll Saw SIG	scrollsawSIG@kcwg.net

VISIT
THE KANSAS CITY
WOODWORKERS' GUILD
ONLINE AT
WWW.KCWG.ORG

