

WOOD WORDS

"HOBBS"ERVATIONS - PRESIDENT'S THOUGHTS AND COMMENTS

PUBLISHED BY THE KANSAS CITY WOODWORKERS GUILD

1717 WASHINGTON ST * KANSAS CITY * MO * 64108

IN THIS ISSUE...

The last two weeks I have been recovering from a long-needed shoulder surgery (I have had pain in my right shoulder for over 30 years...). While I expected to have a time of initial pain after the operation, things have gone very well, and I have been (mostly) pain free.

However, I was not mentally prepared for the frustration of not being able to do anything! I stayed home for a week, and it seemed like all I saw was projects around the house that I couldn't work on. I mean, how many episodes of the Sopranos can a guy actually watch in a day! I was able last weekend to get out to my shop for some much-needed cleanup – using my left arm only, but it still was bittersweet looking at the two chests on my bench that only need a few hours each to get finished!

I realized I was taking my ability to work with my (both) hands and to be productive for granted. Now after a time of healing I will be able to return to working in the shop and on my house, and maybe even golf. And I'm not special, many of you have and maybe are now going through things more challenging than my current predicament. But it got me thinking, what else am I (and you) taking for granted?

The Guild, for instance, can easily be taken for granted. The shop doesn't just run itself. Volunteers have been working on our facility nonstop since last fall. Teams work on the turf boxes to bring in revenue to the Guild, all by giving of their time,

Continued on Page 2

- ["HOBBS"ERVATIONS - President's Thoughts and Comments 1](#)
- [First Fridays at the Kansas City Woodworkers' Guild... 2](#)
- [The Rants and Ravings of the Vice President..... 3](#)
- [Sponsorship News..... 5](#)
- [Programs News..... 5](#)
- [Member Projects - Charlie Boyl & Jon Lunde..... 6](#)
- [Message From the Safety Director..... 7](#)
- [Storage Available!..... 8](#)
- [Member Project - Greg Volkland..... 8](#)
- [From the Shop 11](#)
- [Come Saw With Us Scroll Saw SIG..... 11](#)
- [Treasurer's Column..... 13](#)
- [June Library News..... 13](#)
- [New Member Welcome 15](#)
- [Member Project Patrick Van Hooser 15](#)
- [Crossroads Community Association Reading Mentor Program 17](#)
- [CNC SIG Roundup 18](#)
- [Are You Ready for Rough to Ready 19](#)
- [JUNE 2024 - Machine Safety Review 21](#)
- [June 2024 Open Shop ScheculeBo. As dolore 24](#)
- [Tentative July 2024 Open Shop Schedule..... 25](#)
- [Guild Contacts and Service Directory 26](#)

Continued from page 1

effort, and talents. Repair and maintenance of the equipment is done by people giving back. The leadership team puts together training, classes, programs, events, all without compensation. The AV team runs the videos, puts content online, not for extra thanks, but because they value the Guild and are not taking it for granted.

So to wrap this up – how can you get involved,

consider answering the call when requests for help are put out there. And you might even enjoy it!

Keep chopping,

Cal Hobbs
KCWG
President

president@kcwg.net



FIRST FRIDAYS AT THE KANSAS CITY WOODWORKERS' GUILD

Our First Fridays Events are still going strong! Our openings have been an exciting way to show off our community's wooden creations, engage our new neighbors, meet prospective members, and introduce the Kansas City Woodworkers' Guild to the greater Kansas City community. With three events under our belt, and four still left in this year's season, we are excited to see our members take advantage of this opportunity to show and sell their creations.

Our First Fridays seller's list continues to grow, and we cannot wait to have your work at next month's sale! Selling with us is an amazing deal and very simple. Unlike other craft sales and craft seller's websites, our sellers pay NOTHING to participate AND keep 80% of the sale price! KCWG keeps a 20% commission to offset the cost of the event. Without our sellers, we would have no event at all, and we are very grateful to those who come out and participate.

To become a seller, all it takes is signing up on Sign Up Genius

one time and one time only. To actually sell, just bring your work to the Guild sometime in the week leading up to First Friday, and fill out a little paperwork while you are there. Those who stay for the event generally do better sales. We strongly encourage you to stay and promote your work, but it is not required. Your check from any sales will be in the mail about two weeks following the event, and you will need to pick up any unsold work as quickly as possible. Be on the lookout for the Seller's Sign Up!

Huge shout out to our volunteers who staffed the event! From the folks who help set up the show, to those who pass out flyers in the Crossroads, and our wonderful tour guides who encourage visitors to become members, you all are vital to making this event happen every month. We are incredibly grateful for you! Be on the lookout for Sign Up Genius to volunteer for the event.

This month's event


truly highlighted the importance of our First Friday's committee members. It showed that the work of this small but mighty group of volunteers matters a great deal. I'm humbled by this group and am in awe of their hard work and generosity. If you have sold items at one of the First Friday's events, it is in part due to the behind the scenes efforts of these dedicated people. I personally extend them my thanks, and if you see them around the shop, I hope you will do the same.

Seller, volunteer, or no, ALL Y'ALL should come visit us for the Next First Fridays, July 5th, 5 pm to 9 pm and bring a friend! It's a great time here at the Guild, plus just a short walk to food, drinks, and fabulous artists from across the Kansas City art scene.

See You At First Fridays!

Katherine O'Hara
KCWG Chairperson
First Fridays Committee

FirstFridaysChairperson@kcwg.net



THE RANTS AND RAVINGS OF THE VICE PRESIDENT

Here we are already looking at the approach of Independence Day and suddenly realize that over half the year has passed us by. In just a few more months we'll have been at the Washington St location for a year having first agreed to lease the spot in October of last fall and first showing it off to our membership at the December Holiday dinner last year. Every month sees more and more changes and improvements to the shop; recent and ongoing improvements include the drop ceilings that are approaching completion in the Hand Tool Shop, the Classroom and the Library. Tim Locke and Jim Berard continue to improve lighting around the shop and add other electrical services where needed to make our life at the Guild more convenient and enjoyable. Windows in the outer rooms and audio-visual booth have or are being installed. The alarm system has had a few setbacks, but we think those are finally getting corrected and hope to go live sometime in July. Chuck continues to make strides and all of the equipment is up and running now and available for use.

Our involvement in the Crossroad District's First Friday events continue and we are seeing great membership participation, thank you for your involvement. The monthly open house is getting us great exposure and while we are still struggling a bit with project sales that is definitely moving towards success as members determine the market prices for their items and make adjustments. Every month is a learning experience and gives every member an opportunity to sell their projects and you don't even have to be present during the sale. We've made a long-term commitment to this project, and it not only offers you the opportunity to make a few bucks but allows us to market the guild and recruit new members.

Speaking of membership, Membership Director Jim Berard and his crew are developing some additional approaches to membership recruitment and will be holding some roving remote opportunities to recruit new members off site. You may be seeing Sign

Up Genius requests to spend a few hours helping to recruit new members at some of these remote spots in the near future. Membership growth is the main source of keeping our dues at a sustainable level and keeping increases to a minimum. Dues income supports everything from rent and insurance payments to new machine purchases and the maintenance cost of that equipment to the refreshments provided when you come to the shop to work on a guild project.

Training Director Rich Higgason continues to head the expansion of the Guild's Course Catalog so you should keep your eyes open to the exciting opportunities in training and Skill Builders that are in the works. These classes will be announced in the Wood Words Newsletter and sign-up opportunities will be through Sign Up Genius as courses go live.

Our Safety Committee is readying new safety videos after an extended hiatus and over the next several months you should begin to see new videos released or updated on each of the major pieces of equipment in the shop and even some of the less used equipment. As in the past, these videos will cover the safety points of the equipment, not it's setup and use. Want to participate? We are looking for volunteers to perform everything from helping with video production, script writing, direction, to on-camera spokesperson. Contact Safety Director Steve Hicks to become a part of this ongoing effort.

There is so much going on at the Guild. Get involved and become part of the reason that the Guild is the number one place in the country to learn, promote and accomplish the woodworking projects that we can all be proud of.



Ron Haw
Vice President

vicepresident@kcwg.net



EXCLUSIVE MEMBERS OFFER

SAVE ON ENTIRE STORE

25%

COUPON CODE:

KCWG25



WWW.RX-SAFETY.COM

**OUR NEXT MEMBERSHIP MEETING
IS JUST AROUND THE CORNER**

**THIS MONTH'S MEMBERSHIP MEETING
WILL BE HELD AT THE GUILD SHOP AT
1717 WASHINGTON ST ON
WEDNESDAY, MAY 15, BEGINNING AT 7PM**

SPONSORSHIP NEWS

We would like to welcome the return of a previous sponsor, **Wood Haven, Inc.** as a Cherry Level Sponsor for 2024. Wood Haven is located in Perry, Kansas and is a supplier of wood siding, decking, custom milling, and Grad™ Clip Rail systems for decking and rainscreen siding.

In addition to our sponsors and discount providers identified by their logo throughout this newsletter, we would like to thank the following for their contributions:

Interstate:	Beeswax Paste
George Rexroad:	Scroll Saw Puzzle
John Van Goethem:	Frame Clamp Set (2) 1-2-3 Block

The Guild Sponsors and discount providers are identified by their logo throughout this newsletter. The Sponsors provide money and in-kind donations that support the Guild operation and most include discounts on store identified materials and tools to members. When purchasing materials or tools for your personal use, ask about member discounts that may apply.

Prizes on the Raffle Table at each Member Meeting have been donated by members, estates and, mainly, by our sponsors. Donations by fellow members include excess materials, class projects, duplicate tools and whatever the spouse/partner/roommate/family member/neighbor may refer to as trash. Look around your home shop and Guild storage areas. If you need additional work or storage space, keep the Raffle Table in mind. I like to recognize those that donate. If you aren't comfortable being recognized for your donation, that works also.

Duane Miller
Director of Sponsorship
dir.sponsorship@kcwg.net



PROGRAMS NEWS

Occasionally we find a board that has a distinct difference between colors in the wood. It is often the difference between the sapwood and the heartwood. For example, in walnut. Other species can have those patterns, but not very many. Even in a species like walnut, the sapwood may be very narrow or it may not be totally cream-colored.

It is quite popular to make small boxes with grain that appears to wrap around the box and matches at all four corners. It's a neat trick and the program in June will be about some of the aspects of doing this trick. It's not only about the color difference as there are other things to consider in order to make that perfect box with the outstanding grain pattern, especially if you are planning to buy some

lumber specifically for making this type of box. It's one thing to get lucky and find the perfect piece. It's a different story if you are actually looking for that piece in a store or lumber yard. We'll look at many of the aspects that you'll need to consider when you're searching for that wood and we'll show how to match the grain pattern, too.

Hope to see you at the meeting.

Matthew Nowak
Director of Programs
dir.programs@kcwg.net



MEMBER PROJECTS - CHARLIE BOYL & JON LUNDE



Charlie Boyl

Dice Tower

Materials Used: Cherry & Walnut

Finish Used: Spray Lacquer

Points of Interest: Final project for high school before graduation.

Challenges Encountered: Measurements and sizing the base.

**Photos Courtesy
Neal Ray Shoger**



Jon Lunde

Earrings

Materials Used: Cherry Wood

Point of Interest: Laser cut

Challenges Encountered: Putting on hooks

MESSAGE FROM THE SAFETY DIRECTOR

Previously I had promised to provide updates on the progress of the newly formed Guild Safety Committee. What follows is a summary of the highlights of the business the committee discussed and subsequently formed some initial actions plans aimed at resolving some outstanding work that is important to the Guild.

First, let me introduce the members of the current Kansas City Woodworkers' Guild Safety Committee:

John Sloss

Kitzi Dingley

Ron Lomax

Ed Stewart

Chuck Saunders

Denny Sondgeroth

Ron Haw – participated by special invitation.



All these individuals are long-tenured members of the Guild, and most have been associated with the Guild Safety Committee in the past. I would like to thank each of these volunteers for their willingness to step up and help lead our overall safety effort. I appreciate what each of these individuals “brings to the table” related to safety. When you get a chance, please thank them for their contribution to the Guild Safety program.

Safety Orientation Session Instructors

The committee discussed the need for a variety of instructors to lead the Safety Orientation sessions every month. Safety Orientations are one of the key pathways for new members to earn their Green Identification tag, which allows access to Open Shop privileges. I am happy to report that through the committee's brainstorming on this topic, we have instructors lined up for the Safety Orientation sessions scheduled for June – October, with the only exception being the session scheduled for August. The instructor for the Safety Orientation scheduled in November will be determined by the end of the summer season.

Updating Safety Policies and Safety Rules

The Kansas City Woodworkers' Guild *Safety Rules for the Shop* booklet has most likely not been updated since 2017 or 2018. Since that time, several key pieces of equipment have been added to the KCWG shop and the Guild has successfully made a major relocation to another facility. Members of the committee discussed the impacts of these changes and members are currently pulling together some of the updates for *Safety Rules for the Shop* booklet that are currently in draft form. When the Safety Committee meets again later this month, we will have ongoing discussions of safety procedures for the large radial arm saw, the Laser engraver, the panel saw, and some of the new powered hand tools systems that have been added. The goal is to finalize these new procedure drafts and to update the entire rules booklet as quickly as practicable.

Adding New Safety Videos

Members of the Safety Committee have formed a unanimous consensus that the Guild's Safety Video collection provides immense value to the membership and that additional videos need to be scripted, recorded, and published to complete and update our safety video collection. The committee created a short list of possible narrators for the new videos. It is my follow-up responsibility to coordinate the creating of video scripts and to contact the individuals on our short-list to enlist their help in presenting the content in recorded format. We will likely be able to produce new safety video content



Continued on Page 8

Continued from page 7

in the next several months.

There were a few other items discussed at the meeting, but time did not allow for the development of formal actions plans that will guide us going forward. There will be more updates to come.

My thanks again to the members of the KCWG

Safety Committee for their willingness to step up and their commitment to Safety. We will continue to make progress!

Steve Hicks
Director of Safety
dir.safety@kcwg.net



STORAGE AVAILABLE!

Do you need storage for your project in progress or materials yet you be worked into your next masterpiece?

Good news, storage spaces are available!


At just \$110 or \$75 a year, depending on the location, you can save yourself the time loading and trunk space when you make a trip to the guild.

If you're interested, please reach out to the KCWG Project Storage Rental Coordinator, Susan at storage@kcwg.net.

Susan Lawlor
Project Storage
Rental Coordinator
storage@kcwg.net



MEMBER PROJECT - GREG VOLKLAND



**Photo Courtesy
Neal Ray Shoger**

Greg Volkland
Spoon

Materials Used: Pear

Finish Used: Mineral Oil

Points of Interest: Pear is really fun to carve.

TAYLOR TOOLWORKS



VISIT TAYLOR TOOLWORKS at

WWW.TAYTOOLS.COM



best way to really learn something is to teach it to someone else. We are always looking for help with the Basic class, and the next session of Basic Woodworking starts on June 20th.

Next, I recommend not overlooking the value of the Skill Builders. These once-a-month lectures provide a wealth of information, and I'm happy to say that I have the schedule set for the rest of the year:

What's next?

Last week, we finished up another session of Basic Woodworking. Frequently, I get asked by students at some point about what the next step should be--or they ask when we'll offer Intermediate Woodworking again. As it turns out, we will be offering Intermediate Woodworking again soon. The class starts on September 12, with enrollment starting on July 23rd. Many people are surprised, however, when I tell them that Intermediate Woodworking isn't necessarily their next step. I recommend that they first take some time to practice the skills they just learned in Basic before taking Intermediate. I suggest they build a few more cutting boards, spice cabinets, and plant stands. I also recommend that they check out some of the other classes that we offer. For example, Craig Arnold's Finishing class is an excellent follow-up to Basic Woodworking. If they want to enhance their precision skills, I recommend looking into the Hand Tool class. In addition, George Rexroad's Scroll Saw or Bandsaw Box classes are excellent ways to explore new areas of woodworking.

These are just a few of the many options that are offered regularly at the Guild. I also suggest that former students consider coming back to help teach the Basic Woodworking class. After all, the

- July 6:** Pyrography with Barb Akers
- Aug. 3:** Stained Glass with Terry Johnson
- Sept. 7:** Wood Stabilization with John Johnson
- Oct. 5:** Line and Berry Inlay with Cal Hobbes
- Nov. 2:** Using the Router Table with Craig Arnold

Every month's Skill Builder starts at 2 pm and runs approximately two hours. Skill Builders are another good way to build on the information provided in the Basic Woodworking class and to explore other avenues available within this hobby/occupation/obsession.

Last, there is the value in just coming into the Guild and building something. Not only does building something reinforce the skills that one has already learned (or introduce new skills that come from overcoming new challenges), but the Shop Foremen and other members are also a wealth of information. Working on projects and discussing them with other Guild members is yet another way to answer the question, "What's next?"

No matter what's next on your woodworking path, the Guild provides a lot of opportunities to enhance the journey.

Rich Higgason

Director of Training

dir.training@kcwg.net



COME SAW WITH US SCROLL SAW SIG

The scroll saw SIG meets the second Wednesday of the month, July 10, 2022.



I will open the shop for scrolling at 6:00 PM for anyone that wants to use the saws.

I will also be providing

the broads and patterns for you to make puzzles, bring your own blade. The boards are between 1/2 and 3/4.

Bring your latest projects for Show-n-Tell.

George Rexroad

Scroll Saw SIG

Co-Coordinator

scrollsawsig@kcwg.net



FROM THE SHOP



It's Summertime and there are all of those outside projects to get done. Luckily you're a woodworker and can do these projects yourself. But it's also getting warm

outside and since you're a Guildmember you can work on your project in our nice air conditioned shop. There's just one thing to remember - No

Pressure Treated Wood in the Shop. While we're at it, no Ipe can be worked on in the shop either. I want to send out this reminder because both of these woods are very heavy and I hate for

you to carry them into the shop and be told to carry them right back out.

We are in the process of installing the drop ceilings in the Library, Classroom and the Handtool Room. This will be a great improvement in controlling the

ambient noise level. It's hard to concentrate on using the tablesaw or the planer above the din of someone reading or using those noisy hand planes. However during this time there will be some disruption and we ask that you pardon our dust.

But when it comes to dust we have 4 new trashcan carts or if you prefer Quick Response Containment Units. Each cart has a trashcan, broom, dustpan and bench brush. When you clean up (and you better) please keep everything with the cart and don't let them get seperated (they're like a family). When you go out to empty the trashcan you are responsible for bringing it back in even if it gets away from you and doesn't stop until it gets to Union Station.

In closing if you just want to get out of the heat and hang out with some of your woodworking buddies, come on down to the shop, there's always boxes to work on.

Chuck Saunders

Director of Assets

dir.assets@kcwg.net



Bloomer



Hardwoods

Offered Services

- Log Milling
- Custom Drying 20,000 bf
- Planing
- Straight lining
- Glued Panels
- Wide Belt Sanding
- Profile Replication
- Custom Moulding
- Template matching of existing pattern

Phone: 816.330.3596

13585 45 Highway, Platte City, MO 64079

Hours: MONDAY - FRIDAY 8:30AM - 4:30PM

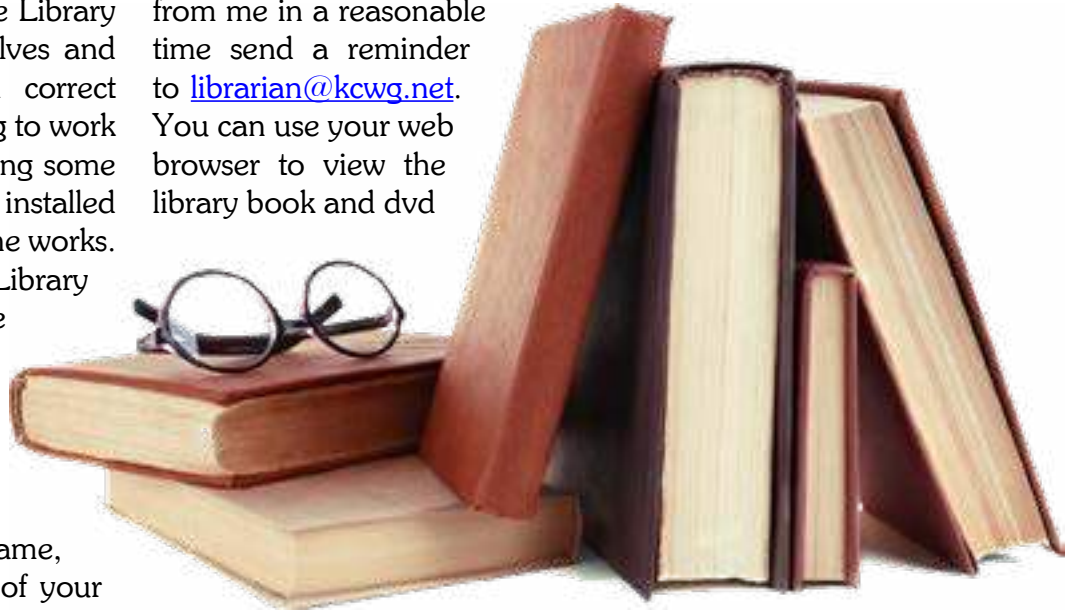
Products Available at Bloomer Hardwoods

- Ash 4/4 & 8/4
- Cedar Aromatic
- 4/4, 8/4, & 12/4
- Cherry 4/4, 8/4 & 12/4
- Maple 4/4
- Pecan 4/4 & 8/4
- Red Oak 4/4 & 8/4
- Walnut 4/4 & 8/4
- White Oak 4/4
- Plywood for Cabinets
- And many other Local Hardwoods

JUNE LIBRARY NEWS

We have most of the Library books on the shelves and many of them are in correct order. We are continuing to work on that. We will be getting some additional light fixtures installed and a drop ceiling is in the works. If all goes well the Library laptop computer will be working and you can check out books. You can also use the binder on the table in the Library where you can enter your name, member number (back of your name badge), Title of the book, and the call number. You can search the online catalog at home (see instructions at the bottom of this article). You can check that book out online and an email will be generated and I will receive a copy. I will look for the book and let you know when I have found it. If you have not heard

from me in a reasonable time send a reminder to librarian@kcwg.net. You can use your web browser to view the library book and dvd



catalog online by going to the Guild website (kcwg.net) home page and clicking "Resources" from the "About" tab dropdown menu. This will take you to the Library page and you can click "Visit the KCWG Library". You can search the online catalog by Category,

Author, Title, or Call Number.

Don Steele
KCWG Librarian
librarian@kcwg.net



TREASURER'S COLUMN



Our monthly Financial Statements are available in the Members Only area of the website in the Financial section. Please review the reports and let us know if you have any questions. The treasurer email is treasurer@kcwg.net

Thought I would also share a project that my son designed, and I built. His brother had purchased a similar table for his dog's kennel, and Ted asked for a few upgrades. His goal was to incorporate his dog's kennel into his living room area.

Continued on Page 19

Continued from page 18



We began with a 5/4 Poplar frame, glued with dowel pins to minimize splitting.



We then used wainscot style plywood for the back and slides.



I routed a 1/2 inch deep track in the top to insert a concrete board base for the tile top. My son picked out the tile and I taught him how to set and grout the tile.



He chose a dark walnut stain and a semi-gloss varnish and here is the finished project.

I had just as much fun designing the project with my son as I did building it.

John Steyer
Treasurer
treasurer@kcwg.net



PLEASE WELCOME THESE 13 NEW MEMBERS WHO JOINED THE GUILD IN MAY & EARLY JUNE

FIRST NAME	LAST NAME	HOMETOWN	STATE	MEMBERSHIP	JOINED
Betina	Pajazetovic	Kansas City	MO	Sawdust	5/9/2024
Todd	Johnson	Kansas City	MO	Sawdust	5/16/2024
Robert	Cutler	Leawood	KS	Benefactor	5/22/2024
Scott	Johnson	Lenexa	KS	Sawdust	5/25/2024
Cody	Wagner	Kansas City	MO	Sawdust	5/27/2024
Ed	Higbe	Kansas City	MO	WW+	6/1/2024
Brandon	Hong	Lenexa	KS	Sawdust	6/2/2024
Joshua	Kobe	Lee's Summit	MO	Sawdust	6/2/2024
Jason	Schwien	Parkville	MO	Sawdust	6/4/2024
Nathan	Erskin	Kansas City	MO	WW+	6/6/2024
Daniel	Shinn	Kansas City	MO	WW+	6/6/2024
Sophia	Leonard	Kansas City	KS	Student	6/8/2024
Ruth Ann	Bruce	Kansas City	MO	Benefactor	6/10/2024

CURRENT MEMBERSHIP ⇨ **753**

MEMBER PROJECT PATRICK VAN HOOSER

Photo Courtesy
Neal Ray Shoger

*Patrick Van Hooser
Table Rock Lake Map*



PLEASE SUPPORT OUR KCWG SPONSORS

COMPANY NAME	ADDRESS/WEBSITE/DESCRIPTION	KCWG DISCOUNT AMOUNT
	L&K Hardwoods (Mahogany Sponsor) 3101 N Lentz Road • Independence, MO 816.249.4400 landkhardwoods@gmail.com • landkhardwoods.com Custom milling, kiln drying, hardwood lumber, live edge slabs, and custom furniture. Rubio Monocoat dealer.	10% Show current membership card on order/payment
	Taylor Toolworks (Mahogany Sponsor) Columbia, MO 573.397.6432 taytools.com Specialty hand tools, supplies and fixture and jig hardware.	10% INPUT coupon code KCWG10 to receive discount
	Rockler (Cherry Sponsor) 15340 West 119th Street • Olathe, KS 763.478.8214 rockler.com/olathe-store	10% Show current membership card on order/payment-Some Restrictions May Apply
	Walrus Oil (Cherry Sponsor) Springfield, MO 816.848.8598 • https://walrusoil.com/ Oil and wax finishes for cutting boards, furniture and leather and waterless skincare.	10% Identify KCWG membership on order Coupon Code: KCWG
	Lie-Nielsen Toolworks (Cherry Sponsor) Warren, ME 207.273.2520 lie-nielsen.com Hand tools, sharpening and tool care products, workbenches and education for woodworkers.	10% Offered only on purchases made at the annual guild tool show. Must show current membership card on order/payment at the guild
	 (Pine Sponsor) Phone: 816.330.3596 13585 45 Highway Platte City, MO 64079 Hours: MON - FRI 8:30AM - 4:30PM	

CROSSROADS COMMUNITY ASSOCIATION READING MENTOR PROGRAM

While this is not a guild sponsored program, none-the-less it's a great progmr and a way to help the children in the local community.

Feel free to contact the Crossroads Community Association if you or a family member has an interest in helping out with the "Reading Mentor" program.

NEWS
CROSSROADS COMMUNITY ASSOCIATION crossroads.org

LEAD TO READ
Become a Reading Mentor
Help a student learn to read during your lunch hour!

Lead to Read KC is recruiting volunteers to read **once a week** for **30 minutes** with students in high-need elementary schools.

Only **20%** of third-grade students in Kansas City public and charter schools are **reading proficiently**, so **WE NEED YOU!**

It's the easiest, most meaningful volunteer experience in the city. No evenings or weekends! Apply at leadtoreadkc.org/volunteer.

FROM OUR READING MENTORS

"I have never encountered a more fulfilling opportunity where I give such a short amount of time and am so richly rewarded. This is a chance to mentor a child and make a new friend!"
- Dan Moxey

"It is honestly the best lunch hour you will ever experience!"
- Janet Rickard

Scan the QR Code or go to leadtoreadkc.org to apply and learn more.

Should you have any questions or concerns, please let us know. Simply call 816.994.7313 or email contact@kccrossroads.org

Thanks for all your support...

Board of Directors
Crossroads Community Association

Quick Links
[Become a Member of the CCA](#)
kccrossroads.org
[Have questions? Email us!](#)

CNC SIG ROUNDUP

**CNC SPECIAL INTEREST GROUP (SIG) WILL MEET ON
THE 3RD MONDAY OF EACH MONTH AT 6:30 PM IN**

Upgrades at the Guild

Over the last month three new computers have been installed at the Guild. A special thank you to Brian Rorabaugh for supplying the hardware and guidance with their installation. These computers are available for members to use to design projects for both the Laser and the CNC. The design software includes Aspire, CCam Pro, Lightburn and VCarve Pro.

Also installed on the three computers is a folder with more than 70 free projects from Vectric. Each file contains a PDF which explains the project as well as the toolpath files. All Guild members can use any of these free projects.

The CNC Sig will meet at 6:30PM Monday June 16 in the Guild Classroom. As is customary

we will have an open question and answer time when any question that you have about using the CNC will be entertained. We will also have a “Show and Tell” time where members can showcase projects they have worked on that involve the CNC.

Also planned is a discussion on some of the new toolpaths that Vectric introduced with version 12 of their software. We will also have a preview of 11 new articles relating to the CNC that will be posted to the Guild Webpage.

The CNC SIG is open to all members and their guests.



Ed Stewart
CNC SIG
Co-Coordinator
cncSIG@kcwg.net

DO YOU HAVE a Committee Meeting, SIG Team Meeting, Training Meeting or other meeting that you need to schedule?

HOLD YOUR MEETING ONLINE!

All that you need to do to set up your meeting is send a message to: communications@kcwg.org with the email addresses of the people you want to invite, the date and time of your meeting and we will set the meeting up for you.

THAT'S ALL THAT THERE IS TO IT!

ARE YOU READY FOR ROUGH ² READY

One of the alternative ways for new Kansas City Woodworkers' Guild members to earn their Green Nametag and gain full shop privileges is by signing up for and taking the **Rough to Ready** class. We schedule several dates for this class each month with various time slots, meaning that almost everyone wanting to take the class can find a class time that is convenient for them.

Rough to Ready is a great way for the beginning or novice woodworker to get basic hands-on experience with many of the machines in the Kansas City Woodworkers' Guild shop. In the class, each participant will build a 9"x 5" box from rough-cut lumber. As you go through the process of building your box, we will discuss the safety features of each machine that we use and you will receive the opportunity to learn how to setup each of those machines to successfully build your project. You will learn to setup and actually use the miter saw, jointer, planer, band saw, table saw (ripping, cross cutting and dadoes), router table and wide belt sander. Not only will you leave the class with a completed box ready to apply finish to, but with enough wood to build another box on your own to help you perfect your newly learned skills.







Rough to Ready classes are typically limited to the instructor and one or two participants. Cost is a very reasonable \$50.00 for those with a Sawdust Maker membership, and just \$40.00 for members with a Woodworker Plus or Benefactor membership. Classes last 4 - 6 hours with breaks as needed.


A Green Badge is not necessary to take a **Rough to Ready** class but does require you to successfully complete the Guild's Online Safety test with a passing score before you can sign up for the class. Your successful participation in the class will result in your Green Tag being awarded. Members who have taken the Guild's Safety Orientation and have had their Green Tag issued are also welcome to take any available **Rough to Ready** class.

To sign up for one of the many available **Rough to Ready** classes, make sure that you have met the prerequisite of passing the Kansas City Woodworkers' Online Safety Test.

We look forward to seeing you in one of our upcoming **Rough to Ready** classes.

PLEASE SUPPORT OUR KCWG SPONSORS

COMPANY NAME	ADDRESS/WEBSITE/DESCRIPTION	KCVG DISCOUNT AMOUNT
	<p>Woodcraft 8645 Bluejacket Road • Lenexa, KS 913.599.2800 woodcraft.com/stores/kansascity Power tools and accessories, hand tools, fasteners, hardware, wood, finishes, clamps, workbenches, personal safety equipment and education.</p>	<p>10% Show current membership card on order/payment</p>
	<p>Metro Hardwoods 4243 S Noland Road • Independence, MO 816.373.1710 metrohardwoodsinc.com Hardwood lumber, plywood, finishes, saw blades and bits.</p>	<p>10% Show current membership card on order/payment</p>
	<p>Neal Ray's Photography 9 E Kansas Street • Liberty, MO 816.582.5968 nealraysphoto@gmail.com Photographic studio portraits.</p>	
<p><u>SUPERIOR GRINDING</u></p>	<p>Superior Grinding 5315 Raytown Road • Raytown, MO 816.561.8665 superiorgrindingllc.webstarts.com Sharpening tools used by professionals and homeowners.</p>	<p>10% Show current membership card on order/payment</p>



JUNE 2024 - MACHINE SAFETY REVIEW

Shop-wide rules

1. Be sure that a shop foreman is present, and wear your green card while working in the shop.
2. Approach your work with a safe attitude!
 - ❖ Focus. Concentrate on what you're doing, and don't get distracted. Distraction causes injury.
 - ❖ Be strong. No, this does not mean muscle strength. It means the strength to do it right, even when you are under time pressure. Follow the safety procedures.
 - ❖ Don't rush. Take the time to do things correctly and using the right guard or personal protective equipment (PPE). Is saving a few minutes worth a lifelong injury?
 - ❖ Work responsibly. If you care about yourself and your family, follow the safety procedures.
 - ❖ Don't gamble. A one-in-a-thousand risk is not worth the possible cost. Do not play the odds. Follow the safety procedures.
3. Give the work your undivided attention.
4. Wear safety glasses with side shields when the shop is in operation, wherever you are working, not just when you are using a machine yourself. Glasses should be ANSI Z87.1 rated.
5. Protect your hearing. Hearing protection is required in the CNC Shop area. However, it is a good idea to use hearing protection anytime when working in the shop. Consider using other personal protective equipment (PPE), such as a mask or respirator when working in dusty conditions.
6. Do not wear anything that might be caught by a machine. This includes rings, wristwatches, other jewelry, loose-fitting clothing, long sleeves, and gloves. Tie back long hair.
7. Do not wear open-toed shoes, sandals, or flip-flops when working in the shop.
8. Ask for help. Unless you are sure that you know what you are doing and can handle it yourself, ask the foreman or another member for help.
9. Stand comfortably. Maintain a balanced stance at all times so that you do not fall or lean against the machine you are operating.
10. Maintain a 2-foot perimeter. Make sure you keep people, obstructions, and any debris that might impair traction at least 2 feet away from the machine you are using.
11. Use the dust collector. If the machine you are using has a dust collector, make sure it is on and the blast gate for the machine is open before starting.
12. Observe the 3-inch rule. Always keep your hands and fingers 3 inches away from the blade of a power saw, the bit of a drill press, the abrasive medium of a sander and any other moving parts of a woodworking machine.

Continued on Page 24

Continued from page 23

13. Stay behind the blade. Never place your hands or fingers directly in line with any blade where you could cut them if you slipped.
14. If it's broken, don't use it. Report malfunctions, missing parts, etc. to the foreman immediately.
15. Tidy up after you set up. Clear the work area of any wrenches, chuck keys or other adjustment tools before turning on a machine.
16. Avoid surprises. Inspect your stock carefully for knots, twists, nails, staples, other foreign material, etc.
17. Wait until it starts. Do not start a machine with the blade, bit, or abrasive medium in contact with your workpiece. Wait until the machine is running at normal operating speed.
18. Don't force it. If you need to use excessive force with any woodworking machine, something is wrong. Stop and consult the shop foreman.
19. Wait until it stops. Never clear small pieces while the blade, bit, or abrasive medium is moving. And don't leave a machine work area until the machine is off and has come to a complete stop.
20. Unplug it. Always disconnect the power before changing a blade or performing any other maintenance operation.
21. Use the correct guard. Before using any power tool, be sure all guards are in place and working properly.
22. Clean up. When you are through with any machine or hand tool, clean the work area with brush, broom and dustpan or vacuum, and put away whatever you took out. (Yes, this is a safety issue as well as a courtesy.)

Start with a risk assessment to ensure a safe work area:

1. Is the area clear of people and obstructions?
2. Is the floor clear of sawdust and chips that might impair traction?
3. Is your workpiece of a size and weight that you can handle safely without help? Is it so small you are at risk of violating the 3-inch rule?
4. Does the workpiece have any foreign material (nails, staples, etc.) embedded in it?
5. Are all the guards on your machine in place and working?
6. Does the environment warrant your use of personal protective equipment in addition to safety glasses?
7. Is the blade, bit, or cutter head, clean and sharp, so as to prevent jams or other mishaps?

PLEASE SUPPORT OUR KCWG SPONSORS

COMPANY NAME	ADDRESS/WEBSITE/DESCRIPTION	KCVG DISCOUNT AMOUNT
 <p>Schutte LUMBER CO. Since 1880</p>	<p>Schutte Lumber Company 3001 Southwest Blvd. • Kansas City, MO 816.753.6262 • schuttelumber.com Timbers, cedar, siding and pattern profiles, specialty hardwoods, treated lumber, Festool power tools, decking, fasteners and hangars.</p>	<p>10% Show current membership card on order/payment</p>
   <p>Phillips Safety Products, Inc.</p>	<p>Phillips Safety Company • Middlesex, NJ 888.245.6638 Three websites to serve KCWG members, each offering a 25% member discount (Use code KCWG25) rx-safety.com - Prescription safety glasses, reading and magnifying glasses, hearing protection myeyewear2go.com - Eyeglasses, sunglasses, prescription sunglasses, sports and specialty glasses phillips-safety.com - Laser safety glasses, welding and IR safety glasses, radiation protection, glassworking eyewear</p>	<p>25% INPUT coupon code KCWG25 to receive discount</p>
 <p>KATSURA</p>	<p>Katsura Cutlery Houston, TX katsuracutlery.com Knives, knife blanks and knife making instructions.</p>	<p>10% 15 - 20% on some sales items Identify KCWG membership on order</p>
 <p>Lee Valley</p>	<p>Lee Valley Reno, NV 888.983.1865 Leevalley.com Hand tools, power tools, hardware and accessories.</p>	<p>15% educational Application form available at Guild</p>
 <p>LIBERTY HARDWOODS, INC.</p>	<p>Liberty Hardwoods 3900 N Kentucky Avenue • Kansas City, MO 816.231.0852 libertyhardwoodsinc.com Hardwood lumber, plywood, trim, hardware and accessories.</p>	<p>10% Show current membership card on order/payment</p>
 <p>The URBAN LUMBER Company</p>	<p>The Urban Lumber Company 7200 E Hwy 40 • Kansas City, MO 816.888.7947 • urbanlumberco.com Locally harvested wood. Custom milling, green and dried lumber, table bases and PVC stickers.</p>	<p>10% Show current membership card on order/payment</p>

JUNE 2024 OPEN SHOP SCHEDULE

day	June	Date	9am	10	11	12	1	2	3	4	5	6	7	8	9pm
Saturday	June	1	Mike Jones					Basic Skills Class Free Just Show Up		George Rexroad					
Sunday	June	2		Chuck Saunders					Chris McCauley						
Monday	June	3			Dom Fiorella			Ron Haw				Gary Strohm			
Tuesday	June	4	Gary Creek			Craig Arnold							Kara Paris		
Wednesda	June	5	Barb Hinton									LC Meeting			
Thursday	June	6	Gary Mielke									Training			
Friday	June	7				First Friday Shop Clean Up					First Friday Event				
Saturday	June	8	George Rexroad				Norm Carpenter								
Sunday	June	9		Rob Young						Mark Waugh					
Monday	June	10	John Sloss				Ron Haw					Woodturners General Meeting			
Tuesday	June	11	Matt Nowak			Ron Lomax			Craig Arnold			Roland Mohler			
Wednesda	June	12	Bob Caldwell				Mike Blake					Scrollsaw SIG Rich Higgason			
Thursday	June	13	Gary Mielke									Training			
Friday	June	14		Curtis Alexander				Ed Stewart							
Saturday	June	15	Tom Smoller												
Sunday	June	16		Chuck Saunders						Chris McCauley					
Monday	June	17	Jerry Thompson					Ron Haw				Gary Strohm			
Tuesday	June	18	Gary Creek			Craig Arnold									
Wednesda	June	19					Tim Locke					General Meeting			
Thursday	June	20	Gary Mielke									Training			
Friday	June	21													
Saturday	June	22	George Rexroad				Don Steele			Joshua Baldwin					
Sunday	June	23		Rob Young				Handtool SIG		Wayne Peterson					
Monday	June	24	John Sloss					Ron Haw					Kolton Stimpert		
Tuesday	June	25	Matt Nowak			Ron Lomax			Craig Arnold			Roland Mohler			
Wednesda	June	26	Bob Caldwell				Mike Blake					Kevin Thomas			
Thursday	June	27	Gary Mielke									Training			
Friday	June	28	Video Shoot (Shop Closed)					Ed Stewart				Rick Chandler			
Saturday	June	29	Mike Jones												
Sunday	June	30		Chuck Saunders											

Edited JUNE 1, 2024

TENTATIVE

JULY 2024 OPEN SHOP SCHEDULE

	July	Date	9am	10	11	12	1	2	3	4	5	6	7	8	9pm
Monday	July	1			Dom Fiorella			Ron Haw					Gary Strohm		
Tuesday	July	2	Gary Creek			Craig Arnold								Kara Paris	
Wednesda	July	3	Barb Hinton										LC Meeting		
Thursday	July	4	Gary Mielke										Training		
Friday	July	5													
Saturday	July	6	Mike Jones					Basic Skills Class Free Just Show Up		George Rexroad					
Sunday	July	7		Chuck Saunders					Chris McCauley						
Monday	July	8	John Sloss				Ron Haw						Woodturners General Meeting		
Tuesday	July	9	Matt Nowak			Ron Lomax			Craig Arnold				Roland Mohler		
Wednesda	July	10	Bob Caldwell				Mike Blake						Scrollsaw SIG Rich Higgason		
Thursday	July	11	Gary Mielke										Training		
Friday	July	12		Curtis Alexander				Ed Stewart							
Saturday	July	13	George Rexroad				Norm Carpenter								
Sunday	July	14		Rob Young						Mark Waugh					
Monday	July	15	Jerry Thompson					Ron Haw					Gary Strohm	CNC SIG 6:30	
Tuesday	July	16	Gary Creek			Craig Arnold									
Wednesda	July	17					Tim Locke						General Meeting		
Thursday	July	18	Gary Mielke										Training		
Friday	July	19													
Saturday	July	20	Tom Smoller												
Sunday	July	21		Chuck Saunders						Chris McCauley					
Monday	July	22	John Sloss					Ron Haw					Kolton Stimpert		
Tuesday	July	23	Matt Nowak			Ron Lomax			Craig Arnold				Roland Mohler	Carving SIG	
Wednesda	July	24	Bob Caldwell				Mike Blake						Kevin Thomas	Laser SIG	
Thursday	July	25	Gary Mielke										Training		
Friday	July	26						Ed Stewart					Rick Chandler		
Saturday	July	27	George Rexroad				Don Steele			Joshua Baldwin					
Sunday	July	28		Rob Young				Handtool SIG		Wayne Peterson					
Monday	July	29						Ron Haw							
Tuesday	July	30	Gary Creek			Craig Arnold							Rick Chandler		
Wednesda	July	31													

Updated on MAY 31, 2024

GUILD ACTIVITIES AT THE SHOP

Always check the guild website before leaving home to be sure that a scheduled event is actually taking place.

There will also be times when the shop will be closed to open shop periods due to a special meeting, class or event. These closures will be clearly noted on the monthly open shop schedule and are typically highlighted by a color other than the green background that normally indicates an open shop period.

BOARD, LEADERSHIP, COMMITTEE & GENERAL CONTACTS DIRECTORY

President	Cal Hobbs	president@kcwg.net
Vice-President.....	Ron Haw	vicepresident@kcwg.net
Secretary	David Roth	secretary@kcwg.net
Treasurer.....	John Steyer	treasurer@kcwg.net
Member-at-Large.....	Craig Arnold	memberatlarge@kcwg.net
Director of Assets	Chuck Saunders	assets@kcwg.org
Director of Communications.....	Brian Rorabaugh	dir.communications@kcwg.net
Director of Events	Chris McCauley	dir.events@kcwg.net
First Friday (Crossroads Art District Participation).....		firstfridayschair@kcwg.net
Librarian.....	Don Steele	librarian@kcwg.net
Newsletter Editors.....	Ron Haw & Stephan Vandembroucke	newsletter@kcwg.net
Director of Membership	Jim Berard.....	dir.membership@kcwg.net
Director of Programs	Matt Nowak.....	dir.programs@kcwg.net
Director of Safety	Steve Hicks.....	dir.safety@kcwg.net
Director of Sponsorship.....	Duane Miller	dir.sponsorship@kcwg.net
Director of Training	Kevin Thomas.....	traininggroup@kcwg.net
Asst Director of Training.....	Brent Murphy.....	assisttraining@kcwg.net
Videos - Questions, comments & suggestions.....		teamvideo@kcwg.org
Web Master.....	Brian Rorabaugh	webmaster@kcwg.net

ESSENTIAL LINKS & SERVICES

Kansas City Woodworkers Guild Website.....	https://kcwg.org
Guild Training and Available Classes	http://kcwg.org/classes/
Members Only Section (Password Rqd).....	http://kcwg.org/member-only-area/
Guild Photo Bank and Upload Center	https://member.kcwg.org/photo-submission/
Place a Classified Ad	classifieds@kcwg.net
Project Storage Area (rental and questions).....	storage@kcwg.net
KCWG Facebook Page.....	https://www.facebook.com/kcwg
KCWG Videos	https://kcwg.org/videos

KANSAS CITY WOODWORKERS' GUILD SPECIAL INTEREST GROUPS (SIG'S)

Carving SIG	carvingSIG@kcwg.net
CNC SIG	cncSIG@kcwg.net
Hand Tool SIG	handtoolSIG@kcwg.net
Laser SIG	laserSIG@kcwg.net
Scroll Saw SIG	scrollsawSIG@kcwg.net

VISIT
THE KANSAS CITY
WOODWORKERS' GUILD
ONLINE AT
WWW.KCWG.ORG

