

WOOD WORDS

"HOBBS"ERVATIONS - PRESIDENT'S THOUGHTS AND COMMENTS

PUBLISHED BY THE KANSAS CITY WOODWORKERS GUILD
3189 MERCIER ST * KANSAS CITY * MO * 64111

IN THIS ISSUE...

Last week I was in a discussion with some friends at church over some large theological questions, such as God's purpose and will for our lives vs. free will – yeah we didn't resolve it! But this verse came up:

Romans 9:21 Does not the potter have the right to make out of the same lump of clay some pottery for special purposes and some for common use?

So one friend commented that it's like me in my workshop. And I quickly said, "absolutely, some boards are too nice to use as firewood!" This got me thinking about some of those "special" boards that I have had over the years, and what I have done with them, which was enjoyable to think about. Here are a few that come to mind:

1. I once was traveling through Pennsylvania when I stopped by Irion Hardwoods and "not looking to buy anything." I bought a set of crotch walnut boards that became the fall-front



Continued on Page 2

"HOBBS"ERVATIONS - President's Thoughts and Comments	1
Member Projects - Curtis Alexander.....	2
Vice-President's Thought and Comments	3
The Dumpster...Its All About the Bim Bamboo.....	4
Spring is Almost Here!	5
Member Projects - Mike Thomas	5
2024 Nominations and Elections	7
First Fridays at the Guild	8
Message from Our New Safety Director.....	9
From the Shop	10
March Library News	12
Member Projects - Gary Mundhenke.....	12
Wood Identification for the Common Woodworker....	15
From The Membership Desk	16
Member Projects - Curtis Alexander.....	16
New Member Welcome	18
Member Projects - Jon Lunde and Wayne Peterson ..	19
The Open Line of Communication	20
CNC SIG Roundup	21
Member Projects - Chris Heidel and Fred Annhold....	24
Storage, Storage and More Storage	26
March Machine Safety Review.....	27
March 2024 Open Shop Schecule.....	29
Tentative April 2024 Open Shop Schedule.....	30
Guild Contacts and Service Directory	31

Continued from page 1

to my desk that was featured in Fine Woodworking.



with these small chests:

2. I once answered a craigslist ad in KCK, where this gentleman had a stack of several curly walnut boards, which I have hoarded for special places like drawer fronts. Alas, I'm at the end of the line,

years ago, turned into my coffee table:



And I have more! I have a 35" wide mahogany board that I hope to one day make a piecrust tea table.

Do any of you have any "special" boards? Or ones you have used for "special" purposes? We would love to see them. Bring them to show and tell!

-
-
- 3. Another Craigslist add, at least 15

Cal Hobbs
KCWG
President

president@kcwg.net



MEMBER PROJECTS - CURTIS ALEXANDER

**Curtis
Alexander**
Superbowl 58
Souvenir
Materials Used:
Baltic Birch

**Photos
Courtesy
Neal Ray
Shoger**



VICE-PRESIDENT'S THOUGHT AND COMMENTS

Wow! What a crazy month it has been. If you missed the February membership meeting you missed the presentation by the Crossroads Art District chairman. We discovered that they average 20,000 visitors at each of the First Friday event and the Kansas City Woodworkers' Guild will be



participating in each of these events throughout the summer. Katherine O'Hara has agreed to chair the Crossroads First Friday Events Committee and you'll be hearing more from her and the First Fridays committee as plans for our participation develop. By-the-way you can view the presentation by tuning in to the presentation on You Tube: <https://www.youtube.com/watch?v=W2twAs6JD7E&t=1294s>

Chuck Saunders has been working hard and long hours getting our shop back together and open. You'll notice that there are two new dust collectors on the shop floor as well as a 12" Grizzly Jointer. A few more things to make your trip to the guild a little more enjoyable. Folks, it's more exciting every time that I go into the shop, and I'm truly impressed with the progress we've made. There is still work to be finished up and there is still a little clutter, but it's getting better every day.



is laying out the rules and is just about ready to open that area of the shop up. If you had paid project storage at the old shop you will receive a chance to rent space at the new shop. Susan will be announcing spaces that are available for rent very soon. If



you had a space on Mercier you will get first shot at a space before it is offered to other members. Look for your invoice and make sure to pay it promptly. Spaces not paid promptly will be offered to members who have expressed an interest in securing space for their own projects..

We also have a new Director of Safety. Steve Hicks will be assuming that role and recently retired from Evergy as a dedicated safety manager. We are lucky to have him filling this role. And remember, we cannot stress this enough, you **MUST** be wearing OCSA approved safety glasses when you are in the shop. **REGULAR GLASSES DO NOT QUALIFY.** Our new shop is a bit noisier than the shop at Mercier, so you might want to consider hearing protection if you haven't used it in the past. If you see Steve Hicks in the shop, please introduce yourself to him for taking on this very important role at the guild.



The project storage racks are up, and Susan Lawlor

Continued on Page 4

Continued from page 3



Every year at the April Membership Meeting, we elect or in some cases re-elect roughly ½ of your Board of Directors and ½ or your Leadership Committee. Your vote is important, and we need you to come to this meeting to cast your vote. Each of the folks running for a position are doing

so, volunteering their time, VOLUNTEERING THEIR TIME to keep the guild functioning. Some of these positions can take many hours each week. I see some of these folks at the shop for more hours per week than if they had a full-time job. That doesn't count the many hours they may spend at

home and in the community promoting the guild and getting all of those other things little things done. PLEASE PLEASE PLEASE come to the April 17, membership meeting, cast your vote and say thank you to the folks who keep the Kansas City Woodworkers' Guild running. Can't make it to the April Membership meeting, we will also be allowing you to vote for Board and LC members online. There will be a ballot sent out with the WoodWords newsletter in April. You can expect that ballot to show up on Sunday, April 14th.

Come in and enjoy the new shop,



Ron Haw
Vice President
vicepresident@kcwg.net

THE DUMPSTER...ITS ALL ABOUT THE BIM BAMBOO

You may have discovered that the dumpster outside is a bit difficult to use if you are trying to hold the lid open and dump a garbage can into it. It could take two people to do it successfully. On the other hand, I discovered that I could flip the top over more easily by using a long pole. To that end, I have placed a fairly long bamboo pole inside that you can use to flip the lid open when you take out the trash. I am putting a rubber tip on the pole because the hard bamboo slips too much against the inside of the lid otherwise. It's still doable, but the resistance of the rubber will make it more friendly to use.

Assuming that you will be using the pole, please return it inside the shop where you found it so that everyone will have access to it. Do not leave it outside. I have written "Dumpster Lid Lifter" on the pole to identify it.

This pertains to all members using the shop and not

just to the foremen. If you see that the sawdust is filling a can or there are cans full of pieces of wood or paper or other trash, then just help everyone else by taking out the trash. It is not inherently the duty of the foreman to empty the trash. In fact, when I'm the foreman, I will ask you to empty the sawdust bin when you are finished joining or planning your lumber if I see that the can is filling up. I won't wait till it is full because then it is too heavy to lift and dump into the dumpster by yourself. By the way, you should know the button code to get back into the shop if you want to use that door. It is definitely the most accessible door when you are dragging a garbage bin, but the code is regularly changed. The foreman should probably know the code.



Matthew Nowak
Director of Programs
dir.programs@kcwg.net

SPRING IS ALMOST HERE!

With Spring around the corner, I am reminded of how much I enjoy the outdoors and the beautiful weather. I ask that you join the guild outdoors this Spring in sharing our story and our talents with the Crossroads' First Friday events that will begin in April. It is a wonderful way to get to know our new neighbors, invite people to see what we do and give them the opportunity to become new members. With the demographics of individuals living the Crossroads, we can share the love of woodworking whole new generation and continue the mission of the Guild for many years to come.



Also, with our new facility, I wanted to share that the improvements to the space, to get it ready for use cost approximately \$112,000. Thanks to the past years of fundraising, we had the money available in savings to pay for it. Please take a moment and thank all the members who assisted in getting the facility ready for our use. As always, our monthly Financial Statements are available in the Members Only area of the website in the Financial section. Please review the reports and let me know if you have any questions. The treasurer email is treasurer@kwcg.net

Sincerely,

John Steyer
Treasurer

treasurer@kwcg.net



MEMBER PROJECTS - MIKE THOMAS



Mike Thomas **Two Tone Bowl**

Materials Used: Krylon and Ash

Points of Interest: 1/2 Built in Guild Shop, 1/2 in Turner's Shop

Challenges Enounered: Getting the project square

Photos Courtesy
Neal Ray Shoger

Mike Thomas **Sycamore Looking** **Glass**

Materials Used:

Sycamore and Eye Glass

Lens Blank

Finish Used: Homemade

Danish Oil





EXCLUSIVE MEMBERS OFFER

SAVE ON ENTIRE STORE

25%

COUPON CODE:

KCWG25



WWW.RX-SAFETY.COM

**OUR NEXT MEMBERSHIP MEETING
IS JUST AROUND THE CORNER**

**THIS MONTH'S MEMBERSHIP MEETING
WILL BE HELD AT THE NEW SHOP AT
1717 WASHINGTON ST ON
WEDNESDAY, MARCH 21, BEGINNING AT 7PM**

2024 NOMINATIONS AND ELECTIONS

To the Kansas City Woodworkers Guild's Board of Directors and Leadership Committee

Every year the Kansas City Woodworkers' Guild has elections for approximately half of the Leadership Committee and Board of Directors positions for a 2 year term at the **April 17 Membership Business Meeting**.

The Guild Nominating Committee requests nominations from the membership for the following positions with the understanding that nominations for these positions may only be made by members-in-good-standing. There may be nominations already in place for any or all of these positions but your nomination will be added and will be eligible to compete for the position the individual has been nominated for.

Directors:	Name currently submitted for nomination
Director of Membership.....	Jim Berard
Director of Communications	Brian Rorabaugh
Director of Training.....	Rich Higgason
Director of Safety	Steve Hicks

Board of Directors:	
President.....	Cal Hobbs
Vice President	Ron Haw
Member at Large.....	Craig Arnold

If you are interested in any of the above positions or wish to nominate someone who you feel is qualified, please contact the **2024 Kansas City Woodworkers' Guild Nominating Committee** by clicking: [HERE](#)

Please submit your nomination(s) on or before the March 24, 2024, deadline.

The member currently holding the position may also run for their current position.

The election of Leadership Committee Directors and Board of Directors Members requires a quorum of 10% of the current membership so please make the extra effort to attend the **April 17, Membership Business Meeting** and vote for the individual(s) of your choice who have been nominated and have offered their time to serve on the Board of Directors and Leadership Committee of the Kansas City Woodworkers' Guild.

Submitted by the *2024 Kansas City Woodworkers' Guild Nominating Committee*:





TAKE A WALKING TOUR OF THE CROSSROADS ARTS DISTRICT!
ART GALLERIES - CRAFT BEER - LOCAL FOOD - ART ALLEY - LIVE MUSIC - CRAFT COCKTAILS
THANK YOU FOR SUPPORTING LOCAL BUSINESSES AND THE ARTS!

FIRST FRIDAYS AT THE GUILD

Hello KCWG Members,

This is a call for YOU to make money off of your Guild Membership! We are participating in the Crossroads First Fridays Events, and we need YOU to sell your woodworking items in our space.

KCWG's portion of the Crossroads First Fridays Event will be held in the new guild space every First Friday of the month from 5 pm to 9 pm.

Any KCWG member may sell their wood projects at our First Fridays Events and take home 80% of the sale price. The Kansas City Woodworkers' Guild will retain a 20% commission on the gross sale of all items sold to cover the guild's cost of participating in the event, our membership obligations to the First Friday Crossroads Art District and contribute to the guild's general fund.

To become a seller, simply sign up using the Sign Up Genius link: [I want to Sell my Creations at First Friday April 5](#). After signing up, you will email the First Fridays Event Committee a photo of the work you will be selling to FirstFridaysChair@kcwg.net.

Once that is done, simply drop off your items for sale at the Guild and put your price tags on it (more specific details about set up and tear down will come soon). After the event, you get your money from sold items and pick up any unsold items. We would love for you to stay for the event and talk to visitors about your work, but it is not required.

As long as **you** made it out of **wood** and it passes a quality test, you may sell it in our space at whatever price you set! All projects from simple cutting boards to full mid-century modern bedroom sets are welcome!

We want as many items and members as we can fit in our beautiful new space to come out and sell for our very first event on April 5th!

This is also a volunteering opportunity for guild members! We need some friendly folk to help the event run smoothly and be a wonderful experience for our First Fridays visitors. Greeters are needed to welcome guests and keep track of how many visitors we get. Volunteers could also help monitor the sales tables and help shoppers. Lastly, we need some friendly tour guides to show visitors around the Guild and encourage them to become members!

Deadline to sign up as a seller is Friday, March 29th. Be the first member to sign up to make money doing what you love! Or at least come out and support the Guild for our first event on April 5th. See you there!

Kind Regards,

Katherine O'Hara
KCWG Chairperson
First Fridays Committee
FirstFridaysChair@kcwg.net



MESSAGE FROM OUR NEW SAFETY DIRECTOR

Greetings to my KCWG friends and associates! My name is Steve Hicks and I have recently accepted the position of Safety Director for the Guild. Since this is my introductory contribution to the newsletter, I thought it might be helpful to share a little about my background.



I joined the KCWG in July 2019. I was immediately impressed with the sense of community exhibited by the membership. I especially appreciate the culture of support, guidance, and mentoring that is shared by so many KCWG members. I have benefitted immensely from what others have shared with me.

My professional life entailed a 40-year career in occupational health & safety programming for private industry (primarily in the manufacturing sector). During The last 7.5 years of my career, I focused primarily on evaluating and controlling workplace health exposures (e.g., worker exposure to harmful particulates, vapors, gases, biological agents, and potentially harmful energies such as excessive noise, heat stress, and radiation). I retired from professional service in December of 2023, so a new plateau of freedom to create, connect, and contribute is now opening to me. It is pretty exciting! It is also gratifying for me to know that I can try to lean into my knowledge and experience to help ensure that the KCWG continues to enjoy a strong safety culture.

Although the guild is quite different than workplaces in private industry (which fall under a comprehensive set of Federal Health & Safety standards, the standards, and practices that I

learned and promoted over my career will inform my leadership in the Safety Director role. First and foremost, the KCWG places priority on providing a safe and healthful space in which we can all create and perfect our craft. I believe the stature and reputation of the guild deserves nothing less than our best effort.

As I step into this new role, my sense is that some of the initial priorities we need to focus on include the following:

- Revitalizing the KCWG Safety Committee so that we can build a robust core of safety champions to provide input on and communication of the overall message of safe work practices. We will be looking for committed members to join the committee and share their passion in promoting a safe and healthful workspace. If you are interested in joining, please reach out to me.
- Review and update written safety policies and procedures to ensure that they reflect our current set of machines and power tools and our new facility.
- Continue to build on the guild's rich tradition of safety-related training, safety orientations, and safety-related shop tutorials such as Rough-to-Ready. We want to continue to leverage the experience and zeal of those who wish to lead and teach through these specialized avenues.
- Shore up "procedural mechanisms" that will allow all KCWG members to report or escalate health & safety concerns to the Safety Committee or to me. Every one of us needs to have confidence our voices are heard, and that guild leadership and members will take responsive action to address issues and concerns that are raised.

I look forward to getting to know more guild members and doing what I can to help make everyone's creative experiences at the KCWG to be the best they can be!!

Steve Hicks
Director of Safety
dir.safety@kcwg.net



FROM THE SHOP

We're lost, but we're making good time. Well it's not all that bad and we are making steady improvement



you have to take your project home with you. There will be no impromptu storing your things in some nook or cranny in the shop. Each night a team of seasoned squatter hunters will scour the shop and any self created storage contents will be transferred to the scrap bin. So don't self store or get to the shop early the next morning to get your stuff out of the scrap bin. Beware that the squatter hunters are also incurable wood hoarders so it is possible that your ill stored goods may never see the scrap bin. Best not to tempt the fates and take your stuff with you, please.

Parking is a lot better here at the new shop. Be cautious as the spaces seem a little on the smaller size so watch when you back out. We are trying to address how others use our lot and it will help if you park in the lot and leave the street parking for those we encourage to not use our lot. In general the lot on the south side of the building is for us to park in while the lot on the east side is for our neighbors employees and their delivery vans. Evenings and weekends the east lot is fine to park in.

to the shop but there are just a lot of little things to attend to. Nametags are up so look for yours today! The Member Storage area now has shelving in place and Susan Lawlor is sorting who goes where. A reminder that if you do not have a space in the member storage area,

Getting into the building is easy as can be. Of course the

expected standard way to enter the shop is through the front door (on Washington St). Hey, we're not ashamed of you, you're a member, come in the front door. If, on the other hand, you have more than a couple of boards to bring in it may be easier to bring them in through the door on the east side (facing Broadway). Parking is kinda tight on this side so please unload and then move your car to the south lot. There is also a loading door at the loading dock (who woulda thought?).

One thing hasn't changed, Safety is still everyone's responsibility. Wear your safety glasses at all times during Open Shop. No gloves, open toe shoes or pressure treated wood are allowed. Don't rush, don't push beyond your comfort zone, don't risk it. Ask a Foreman for help or advice. Treat the tools with respect and be as sharp as they are. It's better to be "Johnny come lately" than "the late Johnny".

I hope to see you in the shop.

Chuck Saunders
Director of Assets
assets@kwcwg.net



Bloomer



Hardwoods

Products Available at Bloomer Hardwoods

- Ash 4/4 & 8/4
- Cedar Aromatic
- 4/4, 8/4, & 12/4
- Cherry 4/4, 8/4 & 12/4
- Maple 4/4
- Pecan 4/4 & 8/4
- Red Oak 4/4 & 8/4
- Walnut 4/4 & 8/4
- White Oak 4/4
- Plywood for Cabinets
- And many other Local Hardwoods

Offered Services

- Log Milling
- Custom Drying 20,000 bf
- Planing
- Straight lining
- Glued Panels
- Wide Belt Sanding
- Profile Replication
- Custom Moulding
- Template matching of existing pattern

Phone: 816.330.3596

13585 45 Highway, Platte City, MO 64079

Hours: MONDAY - FRIDAY 8:30AM - 4:30PM

MARCH LIBRARY NEWS

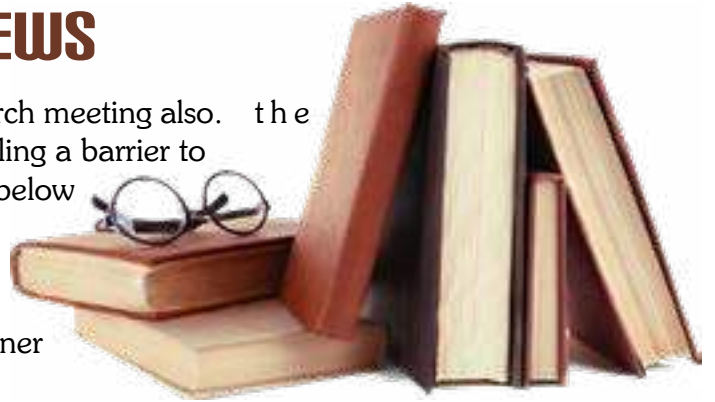
The Library is coming together and if all goes well, will be mostly operational by the March General Meeting. The book cases are installed and the books in the catalog are on the shelves. They are in approximate call number order and will need another pass or two to finish the ordering. We have yet to get the computer in place and running. You can check out books manually using the binder on the table. Each book case will contain a sequential set of books. There will be a shelf in that case set aside for oversize books. If you are looking for a specific call number and do not see it in its correct position, look in the oversize shelf. We will get tags attached to the computer listing to indicate the book is oversize. This may not be done by the March meeting. The dvd's are not likely to be in their final

order by the March meeting also. We will be installing a barrier to the open space below the roof to keep sawdust out of the library. Hopefully sooner than later.

We plan to sell some surplus magazines at the March meeting. We will always have magazines for members to look at and to purchase, however we will not have as many as in the past. We have a digital update of Fine Woodworking magazine with content through 2023 and will install it when the computer is set up.. We will do this for some of the other digital archives as updates become available.

We accept monetary donations to the Library which are placed in

Guild general fund (as are the magazine sale revenues). The Library accepts book donations and this is how we expand our collection. If you have woodworking related books (and magazines) you would like to donate, please consider the Library.



Don Steele
KCWG
Librarian
librarian@kcwg.net

MEMBER PROJECTS - GARY MUNDHENKE



Gary Mundhenke **Diamond Plate Bowl**

Materials Used: Ash

Finish Used: Silver Acrylic, Amber Shellac

Challenges Encountered: Holding project while Cutting the Bowl

Photos Courtesy
Neal Ray Shoger

Where and How to Begin Woodworking I first caught the woodworking bug from my grandfather, who was an avid retiree woodworker, but I didn't keep at it. After taking shop class in Junior High and High School (back when schools still had shop class), I moved on with my life. It wasn't until 2016, when I was in my fifties, that the woodworking bug struck me again. Not surprisingly, I found that I had forgotten much of what I might have once known. That's what brought me to the Kansas City Woodworkers' Guild, and I have found the knowledge contained within the guild invaluable.

I'm pleased to announce that David Kraatz has developed a brand-new class for the newbie woodworker: *The Where and How to Begin Woodworking*. This class is not for beginning or novice woodworkers. Instead, it is designed for absolute newbies (or for ones like I was in 2016 who had been away from woodworking for quite some time). In the class, Dave will cover such fundamentals as reading a tape measure, using an adjustable square, making a cut-list, choosing material for a project, and much more. Best of all, the class is free! It will be held on March 30th, and the sign-up is already available.

I think this will be a fantastic opportunity for those new to woodworking. I just know how much I could have used such a class back in 2016. It would have saved me from learning quite a bit through trial-and-error.

In addition to *Where and How to Begin Woodworking*, the training department continues to offer its popular *Basic Woodworking* class that meets for ten weeks. The second session of this class starts on April 4th, but the registration, including the



waitlist, is already full. There will, however, be a third session this year. That class starts on June 20th and the enrollment will open April 30th (at approximately 7 p.m.).

Besides classes, there are also the monthly Skill Builder sessions that are offered on the first Saturday of each month. In March, Tom Smoller from Papa's Workshop instructed us on how to carve a Newport shell. If you didn't get a chance to see this session, it's available on the Guild's YouTube page ([youtube.com/@KansasCityWoodworkersGuild](https://www.youtube.com/@KansasCityWoodworkersGuild)).

Here's where we could use some help from you. As I said at the start, I have found a wealth of woodworking knowledge at the guild. If there is something that you'd like to share for a Skill Builder, please let the training department know. On the other hand, if there is something that you'd like to see presented in the Skill Builder sessions, let us know that as well. Training can be reached traininggroup@kcwg.net.

There's lots of opportunities at the shop these days. It's a good time to be a member of the guild!

Rich Higgason

Director of Training,

Assistant

traininggroup@kcwg.net



SAVE ON ROCKLER INNOVATIONS!



\$149⁹⁹

ROCKLER MITER SAW FENCE SYSTEM WITH MICRO-ADJUST FLIP STOP

Micro-adjust flip stop makes it easy to take just a hair more off (69003)



ROCKLER MEDIUM-DUTY SPRING-LOADED BAR CLAMP

Just squeeze the trigger and the spring closes the jaws!

6" SALE: \$10.99 Reg. \$19.99 (69764)

10" SALE: \$14.99

Reg. \$22.99 (65890)



\$119⁹⁹

ROCKLER GRINDING AND HONING JIG WITH GUIDE

Guide goes from the wheel to the stone without a single adjustment (53018)



\$9⁹⁹ BD. FT.

WALNUT NATURAL-EDGE LUMBER, S2S, 1 1/4" THICK

Reg. \$14.99 BD. FT. (76718)

SAVE 33%

WHILE SUPPLIES LAST, IN-STORE ONLY



POWER UP SALE PRICING VALID 2/29-3/27/2024
15340 W 119th St. • Olathe, KS 66062 • (913) 815-2002 • Rockler.com
Please check Rockler.com for current store hours.

Visit ROCKLER at: www.rockler.com



WOOD IDENTIFICATION FOR THE COMMON WOODWORKER

A fairly common question that we all have is about identifying what species of wood we are looking at. I get that often enough at the Guild. Just because I studied forestry and that included being able to identify woods, does not mean that I can look at a piece of rough sawn lumber and definitively identify it. I can usually tell you a bunch of species that it is not, and that is a beginning, but that does not always satisfy the desire to know which species it is for certain.

I recently discovered a book and a website that helps a lot and if the system is working well at the Guild on our meeting night, I'll attempt to take you through it to show you how to identify woods. I can tell you right now that to positively identify a piece of wood it requires that the end grain be nearly perfectly clear and it almost always requires magnification with at least a 10x lens to see what you need to see. I find that using my iPhone camera works well, assuming that the end grain is perfectly cut.

Looking at the larger flat surface works for some species, especially if the board includes the heartwood. Walnut can fool you if you only have the sapwood, for example. Color can help for darker wood species, but the lighter colors can be very difficult to differentiate and most species that we use are of the lighter colors.

Positively identifying woods is a science and it requires great conditions, especially of the end grain, so, even with this great website and book, you may still not know the species unless you had the complete provenance of the board from the tree to the shop. On the other hand, what I plan to show you will get you pretty close and enable you to identify woods on your own assuming that you are able to prepare the specimen adequately.

I'm looking forward to showing you this handy tool and I hope to see you at the meeting.

Matthew Nowak
Director of Programs
dir.programs@kcwg.org



FROM THE MEMBERSHIP DESK

The annual membership renewal process closed on February 29, 2024. Moving forward all individuals joining the Guild will be considered New Members.

The renewal process yielded a higher churn than recent years attributed to our move and increased annual fees.

Shown below is a table of the past eight years of Membership Levels in March of each respective year and the count of members dropping out of the Guild. Membership churn is shown as a % of the total member count for the year.

	2024	2023	2022	2021	2020	2019	2018	2017
Member Count	704	849	801	733	757	766	742	684
Non-Renewals	323	234	202	208	252	222	207	206
Member Churn %		21.6%	20.1%	22.1%	25.0%	22.5%	21.8%	23.1%

In 2024 compared to 2023 we had 6% less Benefactor Members, 7% less Woodworker Plus Members, and an increase of 13% in Sawdust Members. **Thanks to all renewing and new members for your support of the Guild.** We are looking forward to an exciting 2024 and additional membership growth at our 1717 Washington location.

The Membership Wall has been rearranged (alphabetical) adding all the new members from the past year. The **New Member** badge location has been revised from inside the Membership Office to the card rack just past the Library Door. See you at the Shop!

Jim Berard
 Director of
 Membership
dir.membership@kcwg.net



MEMBER PROJECTS - CURTIS ALEXANDER



Curtis Alexander
Horses on Surfboard
Materials Used: Baltic Birch
Points of Interest: Laser Cut

Photos Courtesy
Neal Ray Shoger

TAYLOR TOOLWORKS



VISIT TAYLOR TOOLWORKS at

WWW.TAYTOOLS.COM

PLEASE WELCOME THESE 20 NEW MEMBERS WHO JOINED THE GUILD IN LATE FEBRUARY & EARLY MARCH

FIRST NAME	LAST NAME	HOMETOWN	STATE	MEMBERSHIP	JOINED
Adam	Brown	Independence	MO	Sawdust	1/16/2024
Frederick	Covillo	Shawnee	Kansas	Sawdust	1/16/2024
Jean	Covillo	Shawnee	Kansas	Sawdust	1/15/2024
Michael	Blankowski	Leawood	KS	Sawdust	2/15/2024
Kent	Nygren	Shawnee	KS	Sawdust	2/15/2024
Sarah	Butynski	Overland Park	KS	Sawdust	2/16/2024
Levi	Lindsay	Riverside	MO	Sawdust	2/19/2024
Andrew	White	Overland Park	KS	Sawdust	2/20/2024
Mark	Stearns	Linn Valley	KS	Senior	2/21/2024
Dan	Temple	Kansas City	MO	Sawdust	2/22/2024
Chris	Snider	Kansas City	MO	WW+	2/23/2024
Ernie	Redmon	Excelsior Springs	MO	Sawdust	2/27/2024
Rudy	Date	Overland Park	KS	Sawdust	3/2/2024
Justin	Wiercinski	Kansas City	MO	Sawdust	3/5/2024
Brett	Parker	Kansas City	KS	Regular	3/7/2024
David	Pursell	Leawood	KS	Sawdust	3/7/2024
Greg	Brown	Kansas City	MO	Regular	3/9/2024
Chester	Gregg	Kansas City	MO	WW+	3/9/2024
Ryan	Moore	Prairie Village	KS	Sawdust	3/9/2024
John	Rieckman	Belton	MO	Sawdust	3/9/2024

CURRENT MEMBERSHIP ⇨ **693**

MEMBER PROJECTS - JON LUNDE AND WAYNE PETERSON

Jon Lunde

Post Office Box Bank

Materials Used: Pine & Post Office Box Door

Points of Interest: Antique PO Box Door

Challenges Encountered: Removing Old Paint from the Door



Photos Courtesy
Neal Ray Shoger

Wayne Peterson

Box

Materials Used: Walnut and Sycamore

Finish Used: Shellac / Bees Wax



THE OPEN LINE OF COMMUNICATION

Membership renewals have completed and with it comes a cleaning of our various communications mediums. Our membership tracking system flows into numerous solutions used to schedule classes, communicate class and event schedules, drive the library checkout system and provide access to our members only site. Upon completion of the renewals for 2024 myself and Don Steele set to working on updating the different data sets to reflect current membership and remove the non-renewing members. Keeping these systems clean will also save us money as the billing is often based on the number of contacts within the systems.

Have you changed your email address? Received a new phone number? Moved or relocated? Any of these events can trigger a break in our ability to reach you. Please keep us in mind when these events happen so we can update our systems.

First Fridays

Have you been checking your emails? Attending our meetings? Have you heard the rumble of our First Fridays event in the Crossroads Arts District?



KCWG and KCWT will be participating in these events from April to October. This participation marks a new chapter in our 40 year history.

KCWG is now a member of the Crossroads Arts District. With that comes the opportunity to open our doors to the public and showcase your skills and sell your creations. This, as well as seeking new members for the Guild will be the focus during these coming months.

Have you had a chance to talk with someone about the Guild and possible membership?

Brian Rorabaugh

*Director of
Communications
& Webmaster*

communications@kcwg.org



KC Woodworkers' Guild First Friday Volunteers Still Needed

By now you have heard the news about our participation in the Crossroads Arts District First Fridays event. The first event of the season will be 04/05/2024.

To Volunteer to help out at the Guild's portion of the event, please click below to see where we need help and to add your name: [CLICK HERE](#)



CNC SIG ROUNDUP

CNC SPECIAL INTEREST GROUP (SIG) WILL MEET ON THE 3RD MONDAY OF EACH MONTH AT 6:30 PM IN 2024



Since the move to the new Guild building the CNC has been out of service for replacement of the horizontal table as well as replacement of some of the damaged T-Tracks. This has been a long process for both Bob Detwiler and myself.

By the time the newsletter is published the large CNC should be back in service. For those who use the CNC please take precautions to prevent damage to the new table. Double check your depth of cut and your toolpath to make sure your bits do not contact anything other than your project blank.

On another note, the Guild has access to free design software for the CNC. You can obtain a copy of the software by sending a request to CNCSIG@KCWG.net. This software will allow Guild members to learn the software and design their project at home. The Guild member then will bring their design to the Guild on a thumb drive (USB) and download it to the Guilds computer. From this they can then generate the code the CNC uses to machine their project.

Obtaining the software is a two-step process.

First: Send your request for the software to CNCSIG@KCWG.net and you will then receive an email response with instructions to configure your software. The instructions must be followed to configure your software so that it will mesh with the Guilds master copy of the software.

Second: The instructions also tell you how to actually obtain the software. When you receive your invitation from Vectric follow the instructions from the email and you should be up and running.

This two-step process is necessary because I would have Vectric send the invitation to join the Makerspace, but members were not following the directions in the instruction email, and in some cases not even opening the instruction email. The end result was that the member could not load their design into the Guild computer. The Guild member would then need to uninstall the program and reinstall a new copy and configure it appropriately.

The CNC SIG will meet at 6:30pm on March 18 at the Guild (1717 Washington Kansas City, MO). A "Show and Tell" time is planned to allow members to show and discuss projects they have that involved using the CNC. There will also be a time for questions about the CNC, the software and the CNC process. Also planned is a presentation about some online resources that will allow the members to learn the software and the operation of the machine. All members and their guest are welcome.

Ed Stewart
CNC SIG
Co-Coordinator
cncSIG@kcwg.net



MARCH DEALS



**WOODCRAFT
NEW
Everyday
VALUE**

We've lowered the prices on many of the essentials woodworkers need. Look for our New Everyday Value Items storewide.



**SAVE
10%**
**LAGUNA
SuperMax
POWER TOOLS
& ACCESSORIES**

FREE DEMO



CNC Demo
Saturday, March 16, 1pm

Creating complex carvings just got easier with the CNC machine. We'll show you the basics on how to use a CNC machine and some tips to get you started.

The CNC demo will be replaced with a demo for the new laser engraver XTOOLS F1



WOODCRAFT
Helping You Make Wood Work

Exclusions: Cannot be combined with other coupons, discounts or offers.
No special orders

PLEASE SUPPORT OUR KCWG SPONSORS

COMPANY NAME	ADDRESS/WEBSITE/DESCRIPTION	KCWG DISCOUNT AMOUNT
	L&K Hardwoods (Mahogany Sponsor) 3101 N Lentz Road • Independence, MO 816.249.4400 landkhardwoods@gmail.com • landkhardwoods.com Custom milling, kiln drying, hardwood lumber, live edge slabs, and custom furniture. Rubio Monocoat dealer.	10% Show current membership card on order/payment
	Taylor Toolworks (Mahogany Sponsor) Columbia, MO 573.397.6432 taytools.com Specialty hand tools, supplies and fixture and jig hardware.	10% INPUT coupon code KCWG10 to receive discount
	Rockler (Cherry Sponsor) 15340 West 119th Street • Olathe, KS 763.478.8214 rockler.com/olathe-store	10% Show current membership card on order/payment-Some Restrictions May Apply
	Walrus Oil (Cherry Sponsor) Springfield, MO 816.848.8598 • https://walrusoil.com/ Oil and wax finishes for cutting boards, furniture and leather and waterless skincare.	10% Identify KCWG membership on order Coupon Code: KCWG
	Lie-Nielsen Toolworks (Cherry Sponsor) Warren, ME 207.273.2520 lie-nielsen.com Hand tools, sharpening and tool care products, workbenches and education for woodworkers.	10% Offered only on purchases made at the annual guild tool show. Must show current membership card on order/payment at the guild
	Bloomer Hardwoods (Pine Sponsor) Phone: 816.330.3596 13585 45 Highway Platte City, MO 64079 Hours: MON - FRI 8:30AM - 4:30PM	

MEMBER PROJECTS - CHRIS HEIDEL AND FRED ARNHOLD

Chris Heidel

Tea Shelf

Materials Used: Walnut, Ambrosia, Maple

Finish Used: Shellac

**Photos Courtesy
Neal Ray Shoger**

Fred Arnhold

Santa





Materials Used: Bass Wood


Finish Used: Acrylic Paint

Challenges Encountered: Just Carving



PLEASE SUPPORT OUR KCWG SPONSORS

COMPANY NAME	ADDRESS/WEBSITE/DESCRIPTION	KCWG DISCOUNT AMOUNT
	<p>Woodcraft 8645 Bluejacket Road • Lenexa, KS 913.599.2800 woodcraft.com/stores/kansascity Power tools and accessories, hand tools, fasteners, hardware, wood, finishes, clamps, workbenches, personal safety equipment and education.</p>	<p>10% Show current membership card on order/payment</p>
	<p>Metro Hardwoods 4243 S Noland Road • Independence, MO 816.373.1710 metrohardwoodsinc.com Hardwood lumber, plywood, finishes, saw blades and bits.</p>	<p>10% Show current membership card on order/payment</p>
	<p>Neal Ray's Photography 9 E Kansas Street • Liberty, MO 816.582.5968 nealraysphoto@gmail.com Photographic studio portraits.</p>	
<p><u>SUPERIOR GRINDING</u></p>	<p>Superior Grinding 5315 Raytown Road • Raytown, MO 816.561.8665 superiorgrindingllc.webstarts.com Sharpening tools used by professionals and homeowners.</p>	<p>10% Show current membership card on order/payment</p>



STORAGE, STORAGE AND MORE STORAGE



Hello all - I finally have an update regarding personal storage at the Guild. There are enough bins for current storage holders, and after those are assigned, I'll send out info to others who might be interested. I'll be randomly assigning the first batch of spots within the week (today's the 5th).

Based on simple math of dividing the square footage price for the storage area by the number of bins, the price for the calendar year will be \$108 a year (\$9 a month. Quite a bargain), which will be prorated accordingly.

The bins are 49-1/2" wide, 42" deep and 24" high.

And, the wall spaces - I'm still trying to figure that out, because that space is limited. So I'm starting with this: **IF YOU HAVE A ROLLING CART - I think there's 5 or 6 of you maybe - LET ME KNOW, AND I WILL COME UP WITH PARKING SPOTS FOR THEM.** Otherwise, hang on - I'll be asking you later if you want floor space. I have some other stuff to get done first, and will be doing this in stages.

And of course, remember: **NO STORING OF WOOD ANYWHERE BUT YOUR PERSONAL RENTAL SPACE.** It's messy, it's a hazard, and it ain't fair to the people who pay for a labeled storage bin. I will take a certain amount of glee, I must admit, in nipping that selfish foolishness in the bud. Wood left laying around **WITH NO NAME ON IT** will be discarded.

Speaking of which, if you **DO** need to leave wood somewhere for a limited period of time, or you have a bigger project or whatever, please put your name on it **AND** contact me, and I will try to figure something out so you don't get busted. We are all in this endeavor together, after all.

Ok? One last thing: Projects, materials and tools belonging to Guild members are stored at the owner's risk. The Guild assumes no liability for any loss or damage due to fire, flood or theft.

Groovy? Questions, let me know. I'll be assigning the bins to returning storage people very soon, everyone else asap after that.

Thanks for your kind attention.

**Susan
Lawlor**

*Project Storage
Rental Coordinator*
storage@kcwg.net



MARCH MACHINE SAFETY REVIEW

Table Saw

Table saws are designed to rip, crosscut, and cut bevels and angles with precision.

Safety Rules

1. Always use the fence, crosscut sled or miter gauge. Never cut free-hand on the table saw.
2. Use the blade guard for all crosscut and rip operations except when using the crosscut sled or when ripping workpieces too narrow to fit a push stick between the guard and the fence, in which case replace the guard with the riving knife.
3. When cutting with the crosscut sled, use the riving knife, and make sure the outfeed table guide slots are aligned with the saw-table slots.
4. Position your body to the left of the blade so that it is not in line with the "kickback alley."
5. When you crosscut multiple pieces to the same short length, use a stop block clamped to the rip fence as your reference point. Using the fence together with the miter gauge or crosscut sled without a stop block risks kickback.
6. Do not reach over the blade until the blade has stopped completely.
7. Keep the tips of the blade teeth only 1/8" to 1/4" above the stock.
8. Never operate a table saw with the throat insert removed. Use a zero-clearance insert when appropriate.
9. Keep the area in back of you free of people in case of kickback. Be careful not to put pressure on the workpiece in a way that would press it against the side of the blade or pinch closed the kerf made by the blade.
10. Use a push stick to rip stock that is too narrow for you to keep your hand 3" from the blade while cutting it.
11. Make sure that the blade has stopped turning completely before you remove scrap pieces from the table or adjust for another operation.



PLEASE SUPPORT OUR KCWG SPONSORS

COMPANY NAME	ADDRESS/WEBSITE/DESCRIPTION	KCWG DISCOUNT AMOUNT
 <p>Schutte LUMBER CO. Since 1880</p>	<p>Schutte Lumber Company 3001 Southwest Blvd. • Kansas City, MO 816.753.6262 • schuttelumber.com Timbers, cedar, siding and pattern profiles, specialty hardwoods, treated lumber, Festool power tools, decking, fasteners and hangars.</p>	<p>10% Show current membership card on order/payment</p>
   <p>Phillips Safety Company • Middlesex, NJ 888.245.6638 Three websites to serve KCWG members, each offering a 25% member discount (Use code KCWG25) rx-safety.com - Prescription safety glasses, reading and magnifying glasses, hearing protection myeyewear2go.com - Eyeglasses, sunglasses, prescription sunglasses, sports and specialty glasses phillips-safety.com - Laser safety glasses, welding and IR safety glasses, radiation protection, glassworking eyewear</p>	<p>25% INPUT coupon code KCWG25 to receive discount</p>	
 <p>Katsura Cutlery Houston, TX katsuracutlery.com Knives, knife blanks and knife making instructions.</p>	<p>10% 15 - 20% on some sales items Identify KCWG membership on order</p>	
 <p>Lee Valley Reno, NV 888.983.1865 Leevalley.com Hand tools, power tools, hardware and accessories.</p>	<p>15% educational Application form available at Guild</p>	
 <p>Liberty Hardwoods 3900 N Kentucky Avenue • Kansas City, MO 816.231.0852 libertyhardwoodsinc.com Hardwood lumber, plywood, trim, hardware and accessories.</p>	<p>10% Show current membership card on order/payment</p>	
 <p>The Urban Lumber Company 7200 E Hwy 40 • Kansas City, MO 816.888.7947 • urbanlumberco.com Locally harvested wood. Custom milling, green and dried lumber, table bases and PVC stickers.</p>	<p>10% Show current membership card on order/payment</p>	

MARCH 2024 OPEN SHOP SCHEDULE

day	March	Date	9am	10	11	12	1	2	3	4	5	6	7	8	9pm
Friday	March	1													
Saturday	March	2	Mike Jones					Basic Skills Class Free Just Show Up	George Rexroad						
Sunday	March	3		Chuck Saunders					Chris McCauley						
Monday	March	4			Dom Fiorella			Ron Haw				Gary Strohm			
Tuesday	March	5	Gary Creek			Craig Arnold							Kara Paris		
Wednesda	March	6										LC Meeting			
Thursday	March	7	Gary Mielke									Training			
Friday	March	8		Curtis Alexander				Ed Stewart				Barb Hinton			
Saturday	March	9	Dave Kraatz				Norm Carpenter								
Sunday	March	10		Rob Young						Mark Waugh					
Monday	March	11	John Sloss				Ron Haw					Woodturners General Meeting			
Tuesday	March	12	Matt Nowak			Ron Lomax			Craig Arnold			Roland Mohler			
Wednesda	March	13	Bob Caldwell									Scrollsaw SIG			
Thursday	March	14	Gary Mielke									Training			
Friday	March	15													
Saturday	March	16	Dave Kraatz					Tom Smoller							
Sunday	March	17		Chuck Saunders						Chris McCauley					
Monday	March	18	Jerry Thompson					Ron Haw				Gary Strohm			
Tuesday	March	19	Gary Creek			Craig Arnold								CNC SIG 6:30	
Wednesda	March	20					Tim Locke					General Meeting			
Thursday	March	21	Gary Mielke									Training			
Friday	March	22						Ed Stewart				Rick Chandler			
Saturday	March	23	Dave Kraatz				Don Steele			Joshua Baldwin					
Sunday	March	24		Rob Young				Handtool SIG	Wayne Peterson						
Monday	March	25	John Sloss					Ron Haw				Kolton Stimpert			
Tuesday	March	26	Matt Nowak			Ron Lomax			Craig Arnold			Roland Mohler			
Wednesda	March	27	Bob Caldwell									Kevin Thomas			
Thursday	March	28	Gary Mielke									Training			
Friday	March	29										Norm Carpenter			
Saturday	March	30	Mike Jones												
Sunday	March	31		Rob Young											

Edited FEBRUARY 26, 2024

TENTATIVE

APRIL 2024 OPEN SHOP SCHEDULE

Day	Month	Date	9am	10	11	12	1	2	3	4	5	6	7	8	9pm
Monday	April	1			Dom Fiorella		Ron Haw					Gary Strohm			
Tuesday	April	2	Gary Creek			Craig Arnold							Kara Paris		
Wednesday	April	3										LC Meeting			
Thursday	April	4	Gary Mielke									Training			
Friday	April	5													
Saturday	April	6	Mike Jones					Basic Skills Class Free Just Show Up	George Rexroad						
Sunday	April	7		Chuck Saunders					Chris McCauley						
Monday	April	8	John Sloss				Ron Haw						Woodturners General Meeting		
Tuesday	April	9	Matt Nowak			Ron Lomax			Craig Arnold				Roland Mohler		
Wednesday	April	10	Bob Caldwell										Scrollsaw SIG		
Thursday	April	11	Gary Mielke										Training		
Friday	April	12		Curtis Alexander				Ed Stewart					Barb Hinton		
Saturday	April	13	Dave Kraatz				Norm Carpenter								
Sunday	April	14		Rob Young						Mark Waugh					
Monday	April	15	Jerry Thompson				Ron Haw						Gary Strohm	CNC SIG 6:30	
Tuesday	April	16	Gary Creek			Craig Arnold									
Wednesday	April	17					Tim Locke						General Meeting		
Thursday	April	18	Gary Mielke										Training		
Friday	April	19													
Saturday	April	20	Dave Kraatz					Tom Smoller							
Sunday	April	21		Chuck Saunders						Chris McCauley					
Monday	April	22	John Sloss				Ron Haw							Kolton Stimpert	
Tuesday	April	23	Matt Nowak			Ron Lomax			Craig Arnold				Roland Mohler	Carving SIG	
Wednesday	April	24	Bob Caldwell										Kevin Thomas	Laser SIG	
Thursday	April	25	Gary Mielke										Training		
Friday	April	26						Ed Stewart						Rick Chandler	
Saturday	April	27	Dave Kraatz				Don Steele			Joshua Baldwin					
Sunday	April	28		Rob Young				Handtool SIG	Wayne Peterson						
Monday	April	29						Ron Haw							
Tuesday	April	30	Gary Creek			Craig Arnold								Rick Chandler	

Updated on FEBRUARY 26, 2024

GUILD ACTIVITIES AT THE SHOP

Always check the guild website before leaving home to be sure that a scheduled event is actually taking place.

There will also be times when the shop will be closed to open shop periods due to a special meeting, class or event. These closures will be clearly noted on the monthly open shop schedule and are typically highlighted by a color other than the green background that normally indicates an open shop period.

BOARD, LEADERSHIP, COMMITTEE & GENERAL CONTACTS DIRECTORY

President	Cal Hobbs	president@kcwg.net
Vice-President.....	Ron Haw	vicepresident@kcwg.net
Secretary	David Roth	secretary@kcwg.net
Treasurer.....	John Steyer	treasurer@kcwg.net
Member-at-Large.....	Craig Arnold	memberatlarge@kcwg.net
Director of Assets	Chuck Saunders	assets@kcwg.org
Director of Communications.....	Brian Rorabaugh	dir.communications@kcwg.net
Director of Events	Chris McCauley	dir.events@kcwg.net
First Friday (Crossroads Art District Participation).....		firstfridayschair@kcwg.net
Librarian.....	Don Steele	librarian@kcwg.net
Newsletter Editors.....	Ron Haw & Stephan Vandembroucke	newsletter@kcwg.net
Director of Membership	Jim Berard.....	dir.membership@kcwg.net
Director of Programs	Matt Nowak.....	dir.programs@kcwg.net
Director of Safety	Steve Hicks.....	dir.safety@kcwg.net
Director of Sponsorship.....	Duane Miller	dir.sponsorship@kcwg.net
Director of Training	Kevin Thomas.....	traininggroup@kcwg.net
Asst Director of Training.....	Brent Murphy.....	assisttraining@kcwg.net
Videos - Questions, comments & suggestions.....		teamvideo@kcwg.org
Web Master.....	Brian Rorabaugh	webmaster@kcwg.net

ESSENTIAL LINKS & SERVICES

Kansas City Woodworkers Guild Website.....	https://kcwg.org
Guild Training and Available Classes	http://kcwg.org/classes/
Members Only Section (Password Rqd).....	http://kcwg.org/member-only-area/
Guild Photo Bank and Upload Center	https://member.kcwg.org/photo-submission/
Place a Classified Ad	classifieds@kcwg.net
Project Storage Area (rental and questions).....	storage@kcwg.net
KCWG Facebook Page.....	https://www.facebook.com/kcwg
KCWG Videos	https://kcwg.org/videos

KANSAS CITY WOODWORKERS' GUILD SPECIAL INTEREST GROUPS (SIG'S)

Carving SIG	carvingSIG@kcwg.net
CNC SIG	cncSIG@kcwg.net
Hand Tool SIG	handtoolSIG@kcwg.net
Laser SIG	laserSIG@kcwg.net
Scroll Saw SIG	scrollsawSIG@kcwg.net

VISIT
THE KANSAS CITY
WOODWORKERS' GUILD
ONLINE AT
WWW.KCWG.ORG

