

WOOD WORDS

"HOBBS" ERVATIONS

Back in March of 2020, I put out my "unfinished projects" article. That's when I walked around my basement and looked at the partial projects laying around that needed to be finished (I'm sure I'm not the only one!). So, it's been over three and a half years, I thought I would give a status update:

1. Chippendale Footstool – I'm happy to say this one was completed! I even changed up the carving pattern and gave this to my Mom and Dad. Put this in the win category.



2. Hall table – another complete project! Jazzed this up with some blind fretwork carvings and gadrooned molding. But yes, it was finished!



Continued on Page 2

PUBLISHED BY THE KANSAS CITY
WOODWORKERS GUILD

3189 MERCIER ST * KANSAS CITY * MO * 64111

IN THIS ISSUE...

- ["HOBBS" ERVATIONS 1](#)
- [Treasurer'S Report..... 2](#)
- [December Holiday Dinner Photos 5](#)
- [Membership Drive - Let's Soar in '24! 8](#)
- [Come Scroll with Us 8](#)
- [New Member Welcome 9](#)
- [Member Projects - Kathryn Dingley & Richard DeWitt10](#)
- [The AV Club is Looking for Your Help 11](#)
- [What is Going on with MY Storage Space???..... 12](#)
- [From the Old Shop..... 14](#)
- [From the NEW Shop 14](#)
- [December Holiday Dinner Photos 15](#)
- [CNC SIG Roundup 16](#)
- [Shop/Moving to the New Guild Site 18](#)
- [Hey, Pay Attention! This is Important! 19](#)
- [Library News..... 20](#)
- [Kansas City Woodworkers' Guild 20](#)
- [Contributor of the Year 20](#)
- [Member Projects - Calvin Hobbs & David Roth 21](#)
- [January Machine Safety Review..... 23](#)
- [January 2024 Open Shop Schecule 25](#)
- [Tentative February 2024 Open Shop Schedule..... 27](#)
- [Guild Contacts and Service Directory 28](#)

Continued from page 1

3. Chest of drawers – I made this for my daughter's college graduation. Wasn't finished by the ceremony but she had it fairly soon after



she moved in to her apartment. So far 3 for 3.

4. Philadelphia chair – nope, not touched since then.

5. Inlaid Demilune Card Table – same here, no progress.

So overall 3 for 5, I'd call that a success, but more work to do. I have a couple of bedside chests, started in 2021 that I recently pulled up from the basement, so tacking these will help with the initiative of knocking out unfinished projects.

Looking forward to getting some of these done in the New Year. I'm certainly interested in what you all are working on. Let me know or better yet bring them to show and tell!

Happy woodworking,

Cal Hobbs
KCWG
President



TREASURER'S REPORT

Happy New Year!

2024 is starting out remarkably busy and exciting! Remodeling work is progressing well at the new location. The improvements to have it ready for use will cost approximately \$140,000. Please sign up to help, when asked, as your assistance is needed. We will also be switching from cash basis to accrual accounting in 2024. This will allow us to show certain expenses spread across the year, instead of just in the month being paid. We are also realigning some of our software contracts to a non-profit status, which provides some cost savings and integrating our PayPal & Signup Genius accounts with QuickBooks to automate detailed accounting entries.

As always, our monthly Financial Statements are available in the Members Only area of the website in the Financial section. Please review the reports and let me know if you have any questions. The treasurer email is treasurer@kcwg.net

Sincerely,

John Steyer
Treasurer





EXCLUSIVE MEMBERS OFFER

SAVE ON ENTIRE STORE

25%

COUPON CODE:

KCWG25



WWW.RX-SAFETY.COM

**OUR NEXT MEMBERSHIP MEETING
IS JUST AROUND THE CORNER
THIS MONTH'S MEMBERSHIP MEETING
WILL BE HELD AT THE NEW SHOP AT
1717 WASHINGTON ST ON
WEDNESDAY, JANUARY 17, BEGINNING AT 7PM
ALSO, DISCOUNTED DUES RENEWALS WILL BE
ACCEPTED AT THE MEMBERSHIP DESK BEFORE AND
DURING THE MEMBERSHIP MEETING.**



Happy New Year's, Everyone. I hope everyone had a great holiday season and that you're ready for another year of woodworking fun. I thought we should begin with a few refreshers about our wonderful Training staff and how to schedule a class.

#1: If you want to take a class from the Guild, it all starts with membership. If you want to become a member our Director of Membership, James Berard, can get you going. Jim can get you set up with everything to get you started on your woodworking life. <https://kcwg.org/join-kcwg-now/>

#2: Safety is paramount to your journey. Once you've purchased your membership the next step is complete your safety requirements. This will begin with completing your Safety test. This is an open book test that requires a 90% score and your signature on the Liability

Waiver. At this point you have two options. First choice is to take the **Safety Orientation** class that happens once a month every month.

The second option is to participate in one of the "**Rough to Ready**" classes offered by the Guild. These classes offer a hands-on chance to learn how to operate each machine. This class will cost you \$50 for a Sawdust Maker membership or \$40 for a Woodworker Plus membership. **Please remember you can not take a class before completing your Safety Requirements.**

#3: Classes will be posted on Tuesday evenings at 7pm. They are a "first come, first served". So if there is a class you want to take watch for it on Tuesday evenings.

#4: Our Training staff enjoys helping you with all your dreams of a woodworking

life. But please remember, we are a volunteer organization.

Okay, that should cover some of the basics. Now for some new news. The second session of the Basic Woodworking class will be posted on February 13th, 2024, as will the Hand Tool Woodworking class. These classes will begin April 4th, 2024. So keep your eyes open for these classes.

If there are other classes you're interested in please contact us in the Training staff. Also if you have a class you'd like to teach, let us know. Till next time, remember to get your sawdust on.



Kevin Thomas
Director of
Training

DECEMBER HOLIDAY DINNER PHOTOS

Photos Courtesy
Neal Ray Shoger



SPONSORSHIP NEWS

I hope all of you and your families had an enjoyable holiday season and included resolutions for increasing your personal participation in the Guild in 2024. I hope those attending the Holiday party liked the new facilities currently under renovation and had an good time.

Personally, our house was full with seven additional residents with my son and his family visiting for a week during his re-deployment and our two local daughters. Add in the two dogs and one cat and the house gets close. Getting COVID earlier in the month and having the oven baking coil fail prior to guests arriving added to the home activities.

Guild sponsorships end on February 1st. Please review your budgets and re-new soon. The monetary / in-kind contributions are listed below:

Mahogany Level	\$1500 minimum
Walnut Level	\$1000 minimum
Cherry Level	\$500 minimum
Pine Level	\$350 minimum

The Kansas City Woodworkers' Guild Sponsors are identified by their logo throughout this newsletter. The Sponsors provide money and in-kind donations that support the Guild operations and most include discounts on store identified materials and tools to members. When purchasing materials or tools for your personal use, ask about member discounts that may apply and be sure to show your appreciation for their support of the Kansas City Woodworkers' Guild's operations and programs.

Duane Miller
Director of Sponsorship



JANUARY MEMBERSHIP MEETING PROGRAM

You may recall that KCWG woodcarver Fred Arnold gave a very good program on how you go about the details of carving a head last year. That is no mean trick and I generally avoid doing any heads with facial expressions in any of my work. Fred is an excellent artist and apparently it runs in the family and he has recommended that his brother give a program based on his own art work. Honestly, I have not seen his work, but I do trust Fred that his brother will entertain us. In fact, Fred says that his brother is quite good at showing his artwork and explaining the details.

As far as I know, we don't have any woodworking equipment hooked up in the new location, but if you missed the Christmas dinner or haven't been to 1717 Washington, then that alone is reason enough to attend our January meeting. At the very least, the parking is better than at our present location. With no equipment, of course, the program will have to rely on the presenter's abilities to entertain us, although I have been told that there will be the normal AV systems in place to allow for photos of his works to be shown and maybe he'll bring a few pieces, too.

I'm looking forward to learning more about art and I'm glad that Fred's brother actually volunteered to give this presentation and I invite you to come for our first monthly meeting in our new facility.

By the way, the location of the new facility in the Crossroads Arts District with their seasonal First Friday events is likely to offer new opportunities for us as wood artists. More on that in the future.

Matthew Nowak
Director of Programs





SAVE OVER
50%



\$6⁹⁹ BD. FT.
WHITE OAK R/Q S2S 13/16"

Reg. \$14.99 Bd. Ft. SKU: 14837
 While Supplies Last

HAVE YOU SEEN THIS?

SAVE OVER
40%



\$9⁹⁹

CABINETMAKER'S PENCIL SET

Reg. \$17.99 SKU: 33140



NEW
NEEDLE-NOSE SPRING CLAMP

• Powerful springs and unique design provide focused pressure

\$2⁴⁹

SMALL

SKU: 64124

\$3⁹⁹

MEDIUM

SKU: 66285



ANNUAL INVENTORY REDUCTION SALE PRICING VALID 12/29/2023-1/24/2024
 15340 W 119th St. • Olathe, KS 66062 • (913) 815-2002 • Rockler.com
 Please check Rockler.com for current store hours.

Visit ROCKLER at: www.rockler.com

MEMBERSHIP DRIVE - LET'S SOAR IN '24!



Membership renewal season is progressing well, but we are hoping for a big response to the January renewal email. This is also a busy time for new Member signups with 24 in the past month. Total Membership is now 1004. A renewal reminder email went out 1/8/23. Once a member renews, they will not receive future reminders. Members can also renew thru the *Members Only Area* of the *kcwg.org* website or by mailing a check to the Guild noted, Attention: Membership.

We will continue the \$10 discount for early renewals (now thru 1-31-24). The overall renewal period will continue until February 29, 2024. After February 29th, you will be considered a new member and will need to re-qualify for your Green Badge.

Jim Berard
Director of
Membership



COME SCROLL WITH US



The scroll saw SIG meets the second Wednesday of the month.

I will open the shop for scrolling at 6:00 PM for anyone that wants to use the saws.

We will be talking about what classes we will be scheduling for the next year. Bring your ideas.

Bring your latest projects for Show-n-Tell.

I have noticed that saws are NOT being cleaned after people are done with them, **CLEAN THEM** when you are done. (That is not the ShopForeman's job.)

If you see any sawdust on the bottom leg support, the saw needs to be cleaned, that includes the cutting surface, right below the plate where the saw blade is connected, the bottom support and the floor.

Also clean any surface that is dusty.

George Rexroad
Scroll Saw SIG
Co-Coordinator



PLEASE WELCOME THESE 24 NEW MEMBERS WHO JOINED THE GUILD IN LATE DECEMBER & EARLY JANUARY

<u>FIRST NAME.....LAST NAME</u>	<u>HOMETOWN</u>	<u>STATE.....</u>	<u>MEMBERSHIP.....</u>	<u>JOINED</u>
Aniket..... Maharjan	Kansas City.....	KS	Sawdust	12/12/2023
John..... George	Overland Park	KS	WW+	12/19/2023
Lindsay..... Byam.....	Oak Grove.....	MO.....	Sawdust	12/20/2023
Michael..... Knecht	Olathe.....	KS	Sawdust	12/24/2023
Dawnel..... Davidson	Kansas City.....	MO.....	Regular	12/25/2023
Shannon..... Olson.....	Kansas City.....	MO.....	Regular	12/25/2023
Chris..... Blackwell	Kansas City.....	MO.....	Sawdust	12/26/2023
Katie..... Kidd.....	Kansas City.....	MO.....	WW+	12/26/2023
John..... Schreiber	Shawnee.....	KS	Regular	12/26/2023
Megan..... Dawkins.....	Kansas City	MO.....	WW+	12/27/2023
Jon..... Bevan	Kansas City.....	MO.....	Sawdust	12/30/2023
Dale..... Erickson.....	Kansas City.....	MO.....	Sawdust	12/31/2023
Bob..... Ferron.....	Kansas City.....	MO.....	Sawdust	1/1/2024
Steve..... Friesen.....	Kansas City	MO.....	WW+	1/1/2024
Terry..... Humphries.....	Liberty	MO.....	WW+	1/2/2024
Todd..... Spalding	Kansas City.....	MO.....	Sawdust	1/2/2024
Kelsey..... Brost.....	Leawood	KS	WW+	1/3/2024
Kelli..... Williams.....	Kansas City.....	MO.....	Sawdust	1/3/2024
Caleb..... Hickey	Kansas City.....	MO.....	Sawdust	1/4/2024
Wyette..... Spotts	Overland Park	KS	Sawdust	1/4/2024
Tom..... Graham	Kansas City.....	MO.....	WW+	1/5/2024
Matt..... Davis	Kansas City.....	MO.....	WW+	1/6/2024
Paul..... Taylor.....	Kansas City.....	MO.....	Sawdust	1/6/2024
Toan..... Nguyen.....	Olathe.....	KS	WW+	1/7/2024

CURRENT MEMBERSHIP ⇒ 1003

MEMBER PROJECTS - KATHRYN DINGLEY & RICHARD DEWITT

**Kathryn Dingley****Armchair**

Materials Used: Oak, Cherry,
& Maple

Finish Used: Walnut Oil

Challenges: Getting the front
axle to spin freely

Photos Courtesy
Neal Ray Shoger

Richard Dewitt**Hand Tool Stool**

Finish Used: Tung Oil and
Homemade Tung Oil Wax

Point of Interest: Made with
hand tools

THE AV CLUB IS LOOKING FOR YOUR HELP


With moving to the new shop, I have been thinking alot about the future of the AV for meetings, trainings, and more. But I can not do it alone.



There are a few key roles that I have come up with and most require little or no previous technical experience at all. But they are all vital to make the audio and visual experience for our meetings better. Both online and in person. If you think you could help in any of these positions, PLEASE let me know. I will make a signup sheet for the meetings in future but would really like to have a core group of volunteers.

VAMS: (Voice Activated Microphone Stand) 2-5 volunteers per meeting

This position requires the least technical skill but is probably one of the most important positions for our online audience. You will walk around with a microphone and when someone has a question, hand them the microphone so we can all hear the question.



Camera Operator: 1 volunteer per meeting (hopefully eventually we will add a second camera)

This position requires a little bit of skill but is easily taught and will have radio communication with the Video Producer

Sound Operator: 1 volunteer per meeting

This position requires a little more skill but is easily taught. You will be in the AV Booth watching the VAMS for questions and turning their microphones on/off, monitoring the person's speaking level and adjusting the microphone level. And balancing the volume levels for the meeting room.

YouTube/Facebook Live Chat Moderator: 1 volunteer per meeting

This position requires some computer skills and will be in the AV Booth watching the presentation on YouTube and Facebook and monitoring the live chat, asking questions from the chat to the presenter, and recording the time stamps of events to bookmark the video later.

Video Producer: 1 volunteer per meeting

This position probably requires the most skill and experience but it can be taught. You will be in direct radio communication with the Camera Operator to get the best camera angles, selecting stationary camera shots, operating the Pan Tilt Zoom camera (overhead camera), running any additional media such as photos, PowerPoint, or previously recorded videos

Continued on Page 12

Continued from page 11

If you can not make the meetings but would like to help, there are even positions that you can do from home!! It doesn't even need to be the same day as the meeting!

YouTube Moderator: 1-100 volunteer per meeting

This position will be watching the previous presentation on YouTube (at home, library, or wherever you like to watch videos), recording the time stamps of events to bookmark the video later and writing descriptions/titles for previous recorded videos. This position is key to cataloging our monthly meetings, skills builder, podcast and any other videos we have on our YouTube. Once videos are cataloged and bookmarked, the audience will be able to find the content they are looking for faster and easier.

If you are interested in helping in any way, please email dir.events@kcvwg.net

Finally the last volunteer we need is everyone's support!

There is a lot of content on the YouTube Channel and it is continuously growing. Please click the subscribe button and "ring the bell" so you get notified when there is new content. And please share with friends that you think would enjoy seeing what we are doing at the Guild.

<https://www.youtube.com/@KansasCityWoodworkersGuild>

We are currently have over 400 subscribers. But we are still a long way from the goal.

Chris McCauley
"The AV Guy"
Director of Events



WHAT IS GOING ON WITH MY STORAGE SPACE???

Hello, all. You've probably still wondering what's going on with storage at the new location of the Guild. Well, me too. But it's in flux, you see, and so I've been waiting (and encouraged to do so) to share details, in case those details are, well, wrong. This, although it might not seem so, is the update:

This we know: Everyone who currently has storage will have first priority when bins are being assigned. I promise. I don't know yet how many bins there will be, but there will be "more". The bins (horizontal) will be smaller (to discourage hoarding, frankly) and everyone will have a bin as well as floor space, for overflow of boards too long for the bins.

I don't know what the new pricing will be, but the Guild has no interest in making a profit from the storage rental. That being said, the expenses on the new place are higher, so there's that.

Remember, though: **You MUST get your wood OUT OF THE MERCIER BUILDING BY JAN 31. Anything left after that will go into the "dumpster, or sold to the highest bidder".** No idea about those logistics; don't ask, I'll let you know when I know, or someone will.

The new bins will be assigned in March. I'll keep you posted. (See the pattern?)

Thanks for your patience. It's a virtue, I hear, albeit one I surely lack. Just ask my ex's.

Ok? That's all I got.

Thanks. More eventually, whenever I know it.

Susan Lawlor
Project Storage
Rental Coordinator



Bloomer



Hardwoods

Offered Services

- Log Milling
- Custom Drying 20,000 bf
- Planing
- Straight lining
- Glued Panels
- Wide Belt Sanding
- Profile Replication
- Custom Moulding
- Template matching of existing pattern

Phone: 816.330.3596

13585 45 Highway, Platte City, MO 64079

Hours: MONDAY - FRIDAY 8:30AM - 4:30PM

Products Available at Bloomer Hardwoods

- Ash 4/4 & 8/4
- Cedar Aromatic
- 4/4, 8/4, & 12/4
- Cherry 4/4, 8/4 & 12/4
- Maple 4/4
- Pecan 4/4 & 8/4
- Red Oak 4/4 & 8/4
- Walnut 4/4 & 8/4
- White Oak 4/4
- Plywood for Cabinets
- And many other Local Hardwoods

FROM THE OLD SHOP

Happy New Year and We Gotta Get Out of This Place. This is it, The last month in the old shop* (*Except for moving everything to the new shop). Hopefully you are almost done making your christmas presents, oh yeah like I'm the only one, sure. Now as Cabin Fever starts to set in and you're planning new projects and learning new skills, remember the old standards, they apply everywhere.

Remember to turn on the dust collector before making your cut or planing/jointing your board. Brooms make good dust collection tools in wide open areas and shop vacs in tight confines.

The Handtool Room is a serene oasis away from the roar and whine of the powertool world where the slice of the chisel and the schwooba of the handsaw soothe you as you cut on the wrong side of the line.

The benches are not sacrificial so don't cut into them with any tool. And let's not leave our cold beverages to sweat their pool of condensation on the benchtops. Food and drink should not be placed on machinery surfaces.

Remember the gate rules (if you come to an open gate, leave it open, if closed, remember to close it) In Woodworking if you have to turn on the air, turn it off. If the switch is on, leave it on. If you get a tool out, put it back where it belongs, clean and sharp.

Finally, Nothing lasts forever and breakdowns along with wearing out happens. Please let the foreman know when you come across a tool that is not ready for primetime. Let's save hunting for surprise treats for Easter.

Chuck Saunders
Director of Assets



FROM THE NEW SHOP

Progress on the new space is going very well. The membership has stepped up and made the progress possible. At the time of this writing all of the walls are framed up and drywall is jumping onto the walls. I am confident the drywall will be done by the time you are reading this. Those of you that came to the Holiday Dinner meeting will be pleased to know that bathroom stalls have been installed. The Turners area has been clearly defined with a subtle 12 foot high wall.

For those of you that have yet to visit the new space here are some highlights--The Library, Classroom and Computers will all be in separate rooms. The Computers will be conveniently located next to the CNC and Laser rooms.

--The kitchen is big enough to support a table and chairs so you can eat your lunch there.

--Scrollsaws are by the windows

--More seperation between the meeting area/shop and the general shop space. This will make having classes proceed without impacting Open Shop schedules as much.

--Handtool Room is located farther from the noisier machine area, not an alpine village but an improvement.

--The promise of parking is real

The Move to the new shop is on schedule to start February 1st and Have Training classes Feb 8th and Open Shop Saturday February 10th. There will be a need for volunteers to help with the move so try to make yourself available.

Remember the January General Meeting will be at the New Shop location.

Chuck Saunders
Director of Assets



DECEMBER HOLIDAY DINNER PHOTOS

Photos Courtesy
Neal Ray Shoger





CNC SIG ROUNDUP

CNC SPECIAL INTEREST GROUP (SIG) THE JANUARY MEETING FOR THE CNC SIG HAS BEEN CANCELLED.

CHANGES COMING FOR CNC

A new year and some things will be changing for the CNC. First, the CNC SIG is moving to the third Monday of each month starting in January. We will be meeting this month on January 15 in the Guild Library at 6:30 pm. It is anticipated that we will meet at the new facility if February. Watch your email for specifics as we get closer to the move date.

For this month's CNC SIG as is customary there will be a "Show and Tell" opportunity for attendees to share their projects that involved the CNC. Also planned is a presentation of online resources for learning the design software.

A second change (thanks to the work of Bob Detwiler) is that soon we expect to have the small CNC back in service. This will probably not happen until the move to the new facility is complete sometime in February. Each of our CNCs have a different operating system, and as such members need to be certified on the safe operation of the specific machine they are using. Just because you have been checked out on the Maverick CNC doesn't mean you can safely use the Explorer, and vice versa. If you have questions, please contact Gary Mielke or myself.

If you are interested in learning more about the CNC, please join us on January 15 in the Guild Library at 6:30 pm for the CNC Special Interest Group. If you would like to download the free design software, send an email to CNCSIG@KCWG.net requesting the link to the software and we will send you the instructions.

Ed Stewart
CNC SIG
Co-Coordinator



**DID YOU KNOW THAT YOU CAN ATTEND THE
JANUARY GENERAL MEMBERSHIP
MEETING VIRTUALLY**

Wednesday, JANUARY 17, at 7:00pm

[CLICK HERE TO ATTEND THE MEMBERSHIP MEETING LIVE ONLINE](#)

PLEASE SUPPORT OUR KCWG SPONSORS

COMPANY NAME	ADDRESS/WEBSITE/DESCRIPTION	KCWG DISCOUNT AMOUNT
	L&K Hardwoods (Mahogany Sponsor) 3101 N Lentz Road • Independence, MO 816.249.4400 landkhardwoods@gmail.com • landkhardwoods.com Custom milling, kiln drying, hardwood lumber, live edge slabs, and custom furniture. Rubio Monocoat dealer.	10% Show current membership card on order/payment
	Taylor Toolworks (Mahogany Sponsor) Columbia, MO 573.397.6432 taytools.com Specialty hand tools, supplies and fixture and jig hardware.	10% INPUT coupon code KCWG10 to receive discount
	Rockler (Cherry Sponsor) 15340 West 119th Street • Olathe, KS 763.478.8214 rockler.com/olathe-store	10% Show current membership card on order/payment-Some Restrictions May Apply
	Walrus Oil (Cherry Sponsor) Springfield, MO 816.848.8598 • https://walrusoil.com/ Oil and wax finishes for cutting boards, furniture and leather and waterless skincare.	10% Identify KCWG membership on order Coupon Code: KCWG
	Lie-Nielsen Toolworks (Cherry Sponsor) Warren, ME 207.273.2520 lie-nielsen.com Hand tools, sharpening and tool care products, workbenches and education for woodworkers.	10% Offered only on purchases made at the annual guild tool show. Must show current membership card on order/payment at the guild
	(Pine Sponsor) Phone: 816.330.3596 13585 45 Highway Platte City, MO 64079 Hours: MON - FRI 8:30AM - 4:30PM	

SHOP/MOVING TO THE NEW GUILD SITE

Move date = Thursday,
February 1st thru
Wednesday, February 7th.

As you read this, we are less than 20 days until our move to the new site. Looking at the library alone the number of materials we will be moving is a bit daunting. Add to that we need to move EVERYTHING in the existing Guild space to the new building. This move will take the combined resources and efforts of our membership to complete in a timely manner. Where and how can you assist?

- Please watch your emails for the work crew calls that Chuck Saunders and others are/will put forth. Sign up as you can and lend a hand.

- Look ahead at your schedule for the period surrounding the move and plan to contribute your time and labor.

- If you have storage at the current Guild site, please heed the call to remove your materials prior to the move date.

- Do you own a vehicle that can assist in moving materials?

- Do you have a small army at your disposal?

The guild is now almost 1000 members deep and if we all pitch in...we can move mountains.

Brian Rorabaugh

*Director of
Communications
& Webmasterr*



DO YOU HAVE a Committee Meeting, SIG Team Meeting, Training Meeting or other meeting that you need to schedule?

HOLD YOUR MEETING ONLINE!

All that you need to do to set up your meeting is send a message to: communications@kcwg.org with the email addresses of the people you want to invite, the date and time of your meeting and we will set the meeting up for you.

THAT'S ALL THAT THERE IS TO IT!

HEY, PAY ATTENTION! THIS IS IMPORTANT!

First of all, to everyone and your families, Happy New Year! May 2024 bring you success and joy!

This month's membership meeting will be held at the **NEW GUILD LOCATION** at 1717 Washington and will begin at 7:00pm. The meeting will be held as scheduled on January 17th.

Our permanent move to the new shop is scheduled to take place during the first week of February. Starting on Thursday, February 1, and continuing until Wednesday, February 7th. At this point in time, there will be no open shop scheduled during this period.

Be looking in the very near future for SignUp Genius postings asking for your help during our actual move to the Washington Street location. We will need crews each day to help move equipment onto and off of the vehicles being used to move machines and materials. Drivers with trailers, trucks, horse and wagons etc. to actually move the equipment and furnishing. Crews to disassemble shelving, dust collection equipment where necessary and place the equipment as it arrives at the Washington location. Folks this is going to be a massive effort and will require as much help as

we can get. It would be nice to have the move completed and be able to resume open shop times before the scheduled move completion date and that will require your help to make it possible.

In the meantime, build out at Washington St. is moving along well. Chuck Saunders and his work crews are to be commended for a job well done and Chuck has done a more than outstanding job at managing the chaos and details necessary to get our move successfully completed on budget and on time.

The folks helping out have installed tile floors where necessary, built new classrooms, new hand tool rooms, new guild offices, new rooms for the laser engraver and cnc equipment, a new shop for the Turner's. This has entailed building walls, hanging dry wall, painting ceilings, installing drop ceilings in some cases, painting walls, installing new compressor lines and electrical lines and circuits, new lighting, dust collection ductwork and equipment, and a thousand other little details that are necessary for us to successfully occupy and enjoy or new facilities. A lot of this work is still ongoing, and your help is still needed. Watch for work crew sign ups on SignUp Genius. **AND MOST IMPORTANTLY**


PLEASE, take a moment to express your thanks to Chuck and his crews. If they hadn't stepped up and taken care of our needs, we would be a homeless organization in just a few short months.

One last item that I want to bring to everyone's attention. If you are helping on any of the work or moving crews it **IS REQUIRED** that you are wearing safety glasses as you work. **REGULAR GLASSES are NOT APPROVED** to be worn. Let me say that one more time: **Your regular glasses are NOT APPROVED in place of ANSI Approved Eye Protection with Side Shields.** Please, please, please comply with this guild safety rule. Remember; Safety-RX offers very reasonably priced prescription and non-prescription safety glasses and also offers Kansas City Woodworkers' Guild members a very generous 25% discount when you purchase from them. This is the most generous discount offered by any of our guild sponsors.

Work safe and I'll see you at the shop!



Ron Haw
Vice President



LIBRARY NEWS

We will have surplus and duplicate books and magazines at the January General Meeting (at the new location - 1717 Washington). We will be using the same pricing structure for these items used at the December meeting. Choose the items you are interested in and make a donation to the Guild. This pricing will be in effect until the move is completed. After the meeting we will be looking outside the membership to reduce the surplus. We also accept monetary donations to the Library which are placed in the Guild general fund. The Library accepts book and magazine donations and this is how we expand our collection. If you have woodworking related material you would like to donate, please consider the Library. We will be closing the Library during the move. If you have donations of books and magazines, please hold those until after the move is complete if possible (if not, we will still take them).

Don Steele
KCWG
Librarian



KANSAS CITY WOODWORKERS' GUILD CONTRIBUTOR OF THE YEAR

At the the Guild's Annual Holiday Dinner and Membership Meeting, it is customary to award the member deemed to have been most generous with their time and contributions to the Kansas City Woodworkers' Guild the prestigious "Contributor of the Year Award". The 2023 winner of this award was member and foreman and Guild Librarian Don Steele. Don's contributions to the guild are partially described in just the various duties, above, that he has assumed responsibility for. Don also regularly helps with production of Turf Boxes, installation of new air lines and electrical lines and equipment. Don regularly helps with SawStop maintenance, and helps with the pick up of lumber for various guild projects. If you need help, Don is someone that we can always rely on.



**GIANT
BOOK &
MAGAZINE
SALE!**

The Guild Library
will be selling
surplus and duplicate
books and excess
magazines at the
Membership Meeting

**MAKE YOUR CHOICE OF
SURPLUS BOOKS AND
MAGAZINES AND THEN
MAKE A
DONATION TO THE GUILD
WHICH WILL GO TO
THE GUILD GENERAL FUND.**

MEMBER PROJECTS - CALVIN HOBBS & DAVID ROTH

**Calvin Hobbs****Armchair**

Materials Used: Mahogany

Finish Used: Shellac and Wax

Points of Interest: Reproduction of a chair made in Edenton, NC in 1765





**David Roth****Colorful Rooster Intarsia**

Materials Used: Cardinal Wood, Yellow Heart, Sycamore, Maple, Fiddleback Maple, Sapale, Holly, Pecan, Wenge, Cherry, Bubinga, Honey Locust, Lacewood, & Purple Heart

Pattern Design: Henrietta Corbell

**Photos Courtesy
Neal Ray Shoger**

PLEASE SUPPORT OUR KCWG SPONSORS

COMPANY NAME	ADDRESS/WEBSITE/DESCRIPTION	KCVG DISCOUNT AMOUNT
	<p>Woodcraft 8645 Bluejacket Road • Lenexa, KS 913.599.2800 woodcraft.com/stores/kansascity Power tools and accessories, hand tools, fasteners, hardware, wood, finishes, clamps, workbenches, personal safety equipment and education.</p>	<p>10% Show current membership card on order/payment</p>
	<p>Metro Hardwoods 4243 S Noland Road • Independence, MO 816.373.1710 metrohardwoodsinc.com Hardwood lumber, plywood, finishes, saw blades and bits.</p>	<p>10% Show current membership card on order/payment</p>
	<p>Neal Ray's Photography 9 E Kansas Street • Liberty, MO 816.582.5968 nealraysphoto@gmail.com Photographic studio portraits.</p>	
<p><u>SUPERIOR GRINDING</u></p>	<p>Superior Grinding 5315 Raytown Road • Raytown, MO 816.561.8665 superiorgrindingllc.webstarts.com Sharpening tools used by professionals and homeowners.</p>	<p>10% Show current membership card on order/payment</p>



JANUARY MACHINE SAFETY REVIEW

Band Saw

The Band Saw has a thin blade in the form of a continuous loop. It is useful for cutting curves, resawing, and cutting thick material.

Safety Rules

1. Before turning on the band saw, make sure that the blade tension lever is in the "On" position and that the blade tracks in the center of the wheel treads when you rotate the wheels by hand.
2. The teeth of the band saw blade should point down toward the table.
3. The blade should be 1/32" from the roller bearing behind the blade.
4. Make sure that the upper and lower wheel guard doors are closed when the saw is running.
5. Keep the blade guard only 1/4" above your stock, or as low as possible if you need to clear the fence.
6. Keep bystanders away from the right hand area of the saw. Broken blades have a tendency to fly out to the right.
7. Don't cut stock that is not flat on the bottom without holding it in a jig. Use a "V" block when cutting cylindrical stock.
8. Keep your fingers and hands away from the path of the blade. Never use your thumbs to push your workpiece toward the blade.
9. Turn the machine off and wait for the blade to stop before backing out of a cut.
10. When cutting small or short stock, use push sticks, feather boards, or other appropriate safety devices to control the workpiece.
11. Do not force a cut. Allow the blade to dictate the rate of cutting.
12. If the blade breaks, shut the machine off and stand clear until everything stops.
13. When cutting with the table at an angle, clamp a block to the table to keep your stock from slipping off.
14. Never stick an object into the blade to stop the machine. Let it stop on its own or use the brake, if the saw has one.



PLEASE SUPPORT OUR KCWG SPONSORS

COMPANY NAME	ADDRESS/WEBSITE/DESCRIPTION	KCGW DISCOUNT AMOUNT
 <p>Schutte LUMBER CO. Since 1880</p>	<p>Schutte Lumber Company 3001 Southwest Blvd. • Kansas City, MO 816.753.6262 • schuttelumber.com Timbers, cedar, siding and pattern profiles, specialty hardwoods, treated lumber, Festool power tools, decking, fasteners and hangars.</p>	<p>10% Show current membership card on order/payment</p>
   <p>Phillips Safety Products, Inc.</p>	<p>Phillips Safety Company • Middlesex, NJ 888.245.6638 Three websites to serve KCWG members, each offering a 25% member discount (Use code KCWG25) rx-safety.com - Prescription safety glasses, reading and magnifying glasses, hearing protection myeyewear2go.com - Eyeglasses, sunglasses, prescription sunglasses, sports and specialty glasses phillips-safety.com - Laser safety glasses, welding and IR safety glasses, radiation protection, glassworking eyewear</p>	<p>25% INPUT coupon code KCWG25 to receive discount</p>
 <p>KATSURA</p>	<p>Katsura Cutlery Houston, TX katsuracutlery.com Knives, knife blanks and knife making instructions.</p>	<p>10% 15 - 20% on some sales items Identify KCWG membership on order</p>
 <p>Lee Valley</p>	<p>Lee Valley Reno, NV 888.983.1865 Leevalley.com Hand tools, power tools, hardware and accessories.</p>	<p>15% educational Application form available at Guild</p>
 <p>LIBERTY HARDWOODS, INC.</p>	<p>Liberty Hardwoods 3900 N Kentucky Avenue • Kansas City, MO 816.231.0852 libertyhardwoodsinc.com Hardwood lumber, plywood, trim, hardware and accessories.</p>	<p>10% Show current membership card on order/payment</p>
 <p>The URBAN LUMBER Company</p>	<p>The Urban Lumber Company 7200 E Hwy 40 • Kansas City, MO 816.888.7947 • urbanlumberco.com Locally harvested wood. Custom milling, green and dried lumber, table bases and PVC stickers.</p>	<p>10% Show current membership card on order/payment</p>

JANUARY 2024 OPEN SHOP SCHEDULE

day	January	Date	9am	10	11	12	1	2	3	4	5	6	7	8	9pm
Monday	January	1						Ron Haw					Gary Strohm		
Tuesday	January	2	Gary Creek				Craig Arnold							Kara Paris	
Wednesday	January	3											LC Meeting		
Thursday	January	4	Gary Mielke										Training		
Friday	January	5													
Saturday	January	6	Mike Jones					Basic Skills Class Free Just Show Up		George Rexroad					
Sunday	January	7		Chuck Saunders					Chris McCauley						
Monday	January	8	John Sloss				Ron Haw						Woodturners General Meeting		
Tuesday	January	9	Matt Nowak				Ron Lomax		Craig Arnold				Roland Mohler		
Wednesday	January	10	Bob Caldwell										Scrollsaw SIG		
Thursday	January	11	Gary Mielke										Training		
Friday	January	12		Curtis Alexander				Ed Stewart					Barb Hinton		
Saturday	January	13	Dave Kraatz				Norm Carpenter								
Sunday	January	14		Rob Young					Mark Waugh						
Monday	January	15	Jerry Thompson					Ron Haw					Gary Strohm		
Tuesday	January	16	Gary Creek				Craig Arnold							CNC SIG 6:30	
Wednesday	January	17					Tim Locke						General Meeting		
Thursday	January	18	Gary Mielke										Training		
Friday	January	19													
Saturday	January	20	Dave Kraatz					Tom Smoller							
Sunday	January	21		Chuck Saunders					Chris McCauley						
Monday	January	22	John Sloss					Ron Haw					Kolton Stimpert		
Tuesday	January	23	Matt Nowak				Ron Lomax		Craig Arnold				Roland Mohler		
Wednesday	January	24	Bob Caldwell										Kevin Thomas		
Thursday	January	25	Gary Mielke										Laser SIG		
Friday	January	26						Ed Stewart					Rick Chandler		
Saturday	January	27	Dave Kraatz				Don Steele			Joshua Baldwin					
Sunday	January	28		Rob Young				Handtool SIG		Wayne Peterson					
Monday	January	29						Ron Haw							
Tuesday	January	30	Gary Creek				Craig Arnold						Rick Chandler		
Wednesday	January	31													

Edited DECEMBER, 29, 2023

TAYLOR TOOLWORKS



VISIT TAYLOR TOOLWORKS at

WWW.TAYTOOLS.COM

TENTATIVE

FEBRUARY 2024 OPEN SHOP SCHEDULE

February	Date	9am	10	11	12	1	2	3	4	5	6	7	8	9pm	
Thursday	February 1	Shop Moving Day Starts today Everything removed from your Storage area Deadline													
Friday	February 2														
Saturday	February 3														
Sunday	February 4	Watch your email for information about helping with the MOVE													
Monday	February 5														
Tuesday	February 6														
Wednesday	February 7	Shop Moving planned completion Day										LC Meeting			
Thursday	February 8	Gary Mielke										Training			
Friday	February 9	Curtis Alexander			Ed Stewart			Barb Hinton							
Saturday	February 10	Dave Kraatz				Norm Carpenter									
Sunday	February 11	Rob Young				Mark Waugh									
Monday	February 12	John Sloss			Ron Haw			Woodturners General Meeting							
Tuesday	February 13	Matt Nowak			Ron Lomax			Craig Arnold			Roland Mohler				
Wednesday	February 14	Bob Caldwell										Scrollsaw SIG			
Thursday	February 15	Gary Mielke										Training			
Friday	February 16														
Saturday	February 17	Dave Kraatz				Tom Smoller									
Sunday	February 18	Chuck Saunders				Chris McCauley									
Monday	February 19	Jerry Thompson				Ron Haw				Gary Strohm					
Tuesday	February 20	Gary Creek			Craig Arnold			CNC SIG 6:30							
Wednesday	February 21					Tim Locke				General Meeting					
Thursday	February 22	Gary Mielke										Training			
Friday	February 23					Ed Stewart				Rick Chandler					
Saturday	February 24	Dave Kraatz				Don Steele				Joshua Baldwin					
Sunday	February 25	Rob Young			Handtool SIG			Wayne Peterson							
Monday	February 26	John Sloss			Ron Haw			Kolton Stimpert							
Tuesday	February 27	Matt Nowak			Ron Lomax			Craig Arnold			Roland Mohler				
Wednesday	February 28	Bob Caldwell										Kevin Thomas		Laser SIG	
Thursday	February 29	Gary Mielke										Training			

Updated on DECEMBER 29, 2023

GUILD ACTIVITIES AT THE SHOP

Always check the guild website before leaving home to be sure that a scheduled event is actually taking place.

There will also be times when the shop will be closed to open shop periods due to a special meeting, class or event. These closures will be clearly noted on the monthly open shop schedule and are typically highlighted by a color other than the green background that normally indicates an open shop period.

BOARD, LEADERSHIP, COMMITTEE & GENERAL CONTACTS DIRECTORY

President	Cal Hobbs	president@kcwg.net
Vice-President.....	Ron Haw	vicepresident@kcwg.net
Secretary	David Roth	secretary@kcwg.net
Treasurer.....	John Steyer	treasurer@kcwg.net
Member-at-Large.....	Craig Arnold	memberatlarge@kcwg.net
Director of Assets	Chuck Saunders	assets@kcwg.net
Director of Communications.....	Brian Rorabaugh	communications@kcwg.net
Director of Events	Chris McCauley	dir.events@kcwg.net
Librarian.....	Don Steele	librarian@kcwg.net
Newsletter Editors.....	Ron Haw & Stephan Vandenbroucke	newsletter@kcwg.net
Director of Membership	Jim Berard	dir.membership@kcwg.net
Director of Programs	Matt Nowak	dir.programs@kcwg.net
Director of Safety	Steve Venne	dir.safety@kcwg.net
Director of Sponsorship.....	Duane Miller	dir.sponsorship@kcwg.net
Director of Training	Kevin Thomas.....	traininggroup@kcwg.net
Asst Director of Training.....	Brent Murphy.....	assisttraining@kcwg.net
Videos - Questions, comments & suggestions.....		teamvideo@kcwg.net
Web Master.....	Open	webmaster@kcwg.net

ESSENTIAL LINKS & SERVICES

Kansas City Woodworkers Guild Website.....	https://kcwg.org
Guild Training and Available Classes	http://kcwg.org/classes/
Members Only Section (Password Rqd).....	http://kcwg.org/member-only-area/
Guild Photo Bank and Upload Center.....	https://member.kcwg.org/photo-submission/
Place a Classified Ad	classifieds@kcwg.net
Project Storage Area (rental and questions).....	storage@kcwg.net
KCWG Facebook Page.....	https://www.facebook.com/kcwg
KCWG Videos	https://kcwg.org/videos

KANSAS CITY WOODWORKERS' GUILD SPECIAL INTEREST GROUPS (SIG'S)

Carving SIG	carvingSIG@kcwg.net
CNC SIG	cncSIG@kcwg.net
Hand Tool SIG	handtoolSIG@kcwg.net
Laser SIG	laserSIG@kcwg.net
Scroll Saw SIG	scrollsawSIG@kcwg.net

VISIT
THE KANSAS CITY
WOODWORKERS' GUILD
ONLINE AT
WWW.KCWG.ORG

