

# WOOD WORDS



PUBLISHED BY THE KANSAS CITY  
WOODWORKERS GUILD

3189 MERCIER ST \* KANSAS CITY \* MO \* 64111

## IN THIS ISSUE...

### "HOBBS"ERVATIONS

Well, work has begun on the new shop, the air is getting cooler, and Christmas is around the corner. What's on your wish list? If you need some ideas, here are some of my favorite things around the shop.

1. A good hand plane. I'm not one of these guys that has a bunch of hand planes, and most of mine over the years were used Stanley's that I bought on ebay and fiddled with them until they could cut. But one year my dad got me a nice bevel-up smoother from Lee Valley, I go to it for almost everything. By the way we have some great hand planes at the Guild.
2. SHARP chisels. When I have taught classes, it amazes me what other woodworkers try to do with dull chisels. I have sometimes offered to sharpen everyone's tools during the class and the work becomes so much more enjoyable. As far as method (yes I use the belt sander), find one that works, and get good at it. Lots of people at our shop can point you in a good direction.
3. High quality wood. So I have heard this a lot over the years – "the best wood is free

Continued on Page 2

<a href="#">"HOBBS"ERVATIONS .....</a>	<a href="#">1</a>
<a href="#">Treasurer's Report .....</a>	<a href="#">2</a>
<a href="#">Vice President's words and comment .....</a>	<a href="#">3</a>
<a href="#">From the OLD Shop.....</a>	<a href="#">5</a>
<a href="#">From the NEW Shop .....</a>	<a href="#">5</a>
<a href="#">Member Projects - Chris McCauley &amp; Steve Hendren .</a>	<a href="#">6</a>
<a href="#">New Member Welcome .....</a>	<a href="#">7</a>
<a href="#">2024 Membership Renewal Update .....</a>	<a href="#">7</a>
<a href="#">Sponsorship Notes - December 2023.....</a>	<a href="#">8</a>
<a href="#">CNC SIG Roundup .....</a>	<a href="#">9</a>
<a href="#">The Best Way to a Green Name Badge (Guild Safety Certification) .....</a>	<a href="#">11</a>
<a href="#">Member Projects - Kevin McAndrew .....</a>	<a href="#">12</a>
<a href="#">Communications Update .....</a>	<a href="#">12</a>
<a href="#">Storage Update...Remember this Date: February 1, 2024 .....</a>	<a href="#">13</a>
<a href="#">Member Projects - David Roth &amp; Mike Resch.....</a>	<a href="#">14</a>
<a href="#">LIBRARY update.....</a>	<a href="#">16</a>
<a href="#">Member Projects - Tim Locke &amp; Tom Brandt.....</a>	<a href="#">17</a>
<a href="#">December 2023 - Drill Press Safety Review.....</a>	<a href="#">21</a>
<a href="#">December 2023 Open Shop Schecule.....</a>	<a href="#">23</a>
<a href="#">Tentative January 2024 Open Shop Schedule.....</a>	<a href="#">25</a>
<a href="#">Guild Contacts and Service Directory .....</a>	<a href="#">26</a>

Continued from page 1

wood!" I like to say that the best wood is the best wood. If you are going to take the time to make something nice, get some good quality hardwood, maybe from one of our sponsors?

4. Space. I love coming down to the Guild to rough out my materials. The space to spread out and use a cart while machining makes life so much easier than cramming long wide boards into my 1-car garage shop.
5. Friends with common interests. Although I try to show my wife what I made in "Arts and Crafts," sometime it's really fun to show my work to other woodworkers that can appreciate the work that went into it, down the wood selection, surface quality, little details, and so on. This is what make the Guild special.

Well that's it for this month. Have a Merry Christmas and God bless you all. See you around the shop!

**Cal Hobbs**  
KCWG  
President



## TREASURER'S REPORT

**H**appy Holidays to all members! This season allows us to reflect on what we have done over the past year. I am thankful for the opportunity to make new friends with fellow members of the guild. I know I spend more time chatting with members than working on my projects, but that is also one of the great benefits of being part of a community. I would like to thank everyone who contributed to our charitable work: building kitchen tables for Flourish Furnishings, creating flag boxes & urns for veterans receiving care at KC Hospice & Palliative Care and creating various jigs to assist employees at Southeast Enterprises. And who can forget Turf Boxes. Your help and support allow us to utilize our skills for the benefit of the community. Well Done!

I am also thankful that we have a new home to move into in early 2024. Leasehold Improvements are in progress to get the location ready for our use. Please share your time and talent and sign up to help when the requests come out over the next few months. I know you will be happy with our new facility. As always, our monthly Financial Statements are available in the Members Only area of the website in the financial section. Please review the reports and let me know if you have any questions. The treasurer email is [treasurer@kcwg.net](mailto:treasurer@kcwg.net)

**John Steyer**  
Treasurer



**YOUR SAFETY COMMITTEE  
IS LOOKING  
FOR YOUR HELP**

**Your Safety committee  
is looking for committee  
members and potential  
actors or someone who  
would like to be in front of  
a camera in a safety video.  
Contact us at  
[safety@kcwg.net](mailto:safety@kcwg.net)**

## VICE PRESIDENT'S WORDS AND COMMENT

If you have indicated that you will be attending the Kansas City Woodworkers' Guild's holiday dinner on December 20. As you should be aware the dinner will be held at the guild's new location at 1717 Washington Street, Kansas City, Missouri. The new location is about 5 minutes from our current Mercier location. I've placed a map to the new location below. Doors for the Holiday Dinner meeting will open at 6:30pm with dinner service beginning at 7:00pm. You are asked to bring a dessert to be shared with guild members. A special desert table will be set up for this purpose.

You've read in a previous article that we have just completed having a new epoxy floor installed in our new shop. The floor will take a few weeks to completely cure. As a result we are asking that everyone attending

the dinner please wear soft soled shoes to the dinner (no tap dancing allowed) to prevent any damage to the floor. You'll notice when you arrive that we have placed material under the tables and chairs to prevent any damage to the floor. Please be careful stepping onto this temporary covering so that you don't trip and fall.

Thanks for following these instructions and we'll see you at the Kansas City Woodworkers' Guild Holiday Dinner event.



**Ron Haw**  
Vice President





**EXCLUSIVE MEMBERS OFFER**

**SAVE ON ENTIRE STORE**

**25%**

**COUPON CODE:**

**KCWG25**



**WWW.RX-SAFETY.COM**

## FROM THE OLD SHOP

The holidays mean many things to many people but here in the shop the message is loud and clear “I’m running out of time to get my project done! (and I just started it). First off, take a deep breath and stay calm. I SAID STAY CALM! The shop is busy during this time and everyone is focused on getting their project ready for paper and ribbons. Your fellow woodworker is in the same boat and I assure you they are working as fast as they can and they are not going slow just to keep you from the dado saw/CNC/Laser/sander/ (insert any other tool in the shop here). Keep in mind the reason for the season is not beating an assault and battery charge. Like they say on the highway, Give’em a Brake, there’s time for you when they finish.

While you’re giving your fellow member the turn of the cheek, allow me to plea for those that cannot defend themselves. Don’t push the tools beyond their capacities. Planing or jointing too much per pass, heavy passes on the widebelt sanders (they’re for surface finishing not thickness sanding) and pushing the bandsaw beyond their capacity will only result in poor results, damaged machines and more of your time wasted.

The shop is open a lot of hours every week thanks to those selfless

Shop Foremen that just want to hear of how Santa’s sleigh came to your house and not how the ambulance dropped you off on their way back from the hospital. Have a safe and joyous holiday and be back in the shop in the new year.

**Chuck Saunders**

*Director of Assets*



## FROM THE NEW SHOP

Greetings from 1717 Washington or as it is known “The New Shop”. Progress is being made and it looks better each time I’m there. We have blinds up on all the windows (so no peeking), and all of the major demolition is completed. The ceiling has been painted and at the time of this writing the floors are being patched, ground, and having a brand new epoxy floor coating applied. All before the Holiday Dinner Meeting on the 20th which is being held at the New Shop. I plan to put some tape down for where the additional walls will be so you can get more of a sense of how it will all finish out. We can’t do very much until the floor is done, as a matter of fact no one is allowed in the space while the floor company is putting the epoxy down.

Once the dinner is over we will get some drywall in and you will start seeing emails announcing

work calls to sign up for. Please sign up if you can. The Guild is a volunteer driven organization and our members are what makes it happen. I want to take a minute to thank all of the members that have already pitched in and got the space to the state it is now. A lot of members have done a lot of work that doesn’t show now, but would have been awful if the work had not been done. We will not have a new shop if we don’t pitch in and get it done, and by we I mean you. Our plan is to start moving to the new shop the first of February and be up and running by the 10th.

A reminder that if you have storage space in the back you need to have your things gone by February 1st.

I hope that you are as excited about the move as I am. It is really going to be a great space and with your help I have no doubts.

**Chuck Saunders**

*Director of Assets*



## MEMBER PROJECTS - CHRIS MCCAULEY &amp; STEVE HENDREN

Photos Courtesy  
Neal Ray Shoger

### Steve Hendren

#### Mantle Clock

**Materials Used:** Cherry

**Finish Used:** Teak oil and Odie's Oil

**Points of Interest:** Wedding present,  
magnets hold photo

**Challenges Encountered:** Matching finish



Chris McCauley  
Urns

# PLEASE WELCOME THESE NEW MEMBERS WHO JOINED THE GUILD IN LATE NOVEMBER & EARLY DECEMBER

FIRST NAME.....	LAST NAME	HOMETOWN	STATE.....	MEMBERSHIP.....	JOINED
Patrick .....	Newland .....	Platte City .....	MO .....	Sawdust .....	11/7/2023
Chaya.....	Sumpter.....	Shawnee.....	KS .....	Student .....	11/8/2023
Luis.....	Trevino .....	Kansas City.....	MO.....	Sawdust .....	11/9/2023
Kenan .....	Kidd.....	Platte City .....	MO.....	WW+ .....	11/12/2023
Jim.....	McGraw.....	Raytown .....	MO.....	WW+ .....	11/15/2023
Shawn.....	Geraghty.....	Lees Summit.....	MO.....	Sawdust .....	11/18/2023
Nate .....	Falke.....	Overland Park .....	KS .....	Sawdust .....	11/21/2023
Codi .....	Shanks.....	Overland Park .....	KS .....	Sawdust .....	11/21/2023
Natalie .....	Auer.....	Kansas City.....	MO.....	WW+ .....	11/22/2023
Drew.....	Steinhaus.....	Lawson.....	MO.....	WW+ .....	11/22/2023
Beth .....	Brown.....	Prairie Village .....	KS .....	WW+ .....	11/24/2023
Rick.....	Wallace.....	Grain Valley.....	MO.....	Benefactor.....	11/24/2023
Chris .....	Frazier.....	Shawnee.....	KS .....	Sawdust .....	11/28/2023
Zachary .....	Gibb .....	Kansas City.....	MO.....	Student .....	12/3/2023

**CURRENT MEMBERSHIP ⇒ 981**

## 2024 MEMBERSHIP RENEWAL UPDATE

Membership renewal season is progressing with over 20% of the Membership renewing thru Mid-December. That’s a good start to a very important renewal season as we plan for the move to our new location. **Thank You!** The most recent renewal reminder email was sent on December 13. Once a member renews, they will not receive future reminders. Members can also renew thru the *Members Only Area* of the [kcwg.org](https://member.kcwg.org/) website or by mailing a check to the Guild noted, Attention: Membership.

We will continue the \$10 discount for early renewals (now thru 1-31-24). The overall renewal period will remain the same as previous years – you

will have until February 29, 2024 to renew your membership.

TO RENEW YOUR MEMBERSHIP, SIMPLY CLICK HERE: <https://member.kcwg.org/membership-renewal/>

After February 29th, you will be considered a new member and will need to re-qualify for your Green Badge. Happy Holidays to all!

**Jim Berard**  
Director of Membership



## SPONSORSHIP NOTES - DECEMBER 2023

### **Sponsorships will lapse at the end of this month, January.**

Sponsors listed in the newsletter and on the Guild web page include both local and out-of-town businesses. Additionally, some businesses are franchises of national entities.

Recently questions regarding the Guild discount at sponsor businesses have arisen:

**Does the Guild discount apply to ALL items in the store?** In general, the answer is **NO**. When shopping for or purchasing items from a sponsor, ask if the Guild discount applies to the item(s) in question. My personal experience is that the discount may apply to some, if not all, of the items. Generally, this question applies to manufactured items rather than material stock. **Some manufacturers do not allow discounts at the retail level other than the manufacturer's promotional discount. The store that discounts that item can lose their supplier.**

**Does the Guild discount apply to purchase items from a LOCAL sponsor that are not in stock or I would like delivered?** Please contact the sponsor direct. Sponsors may require that you order from the local store in person or by phone.

**Does the Guild discount apply to purchase items from an OUT-OF-TOWN sponsor?** Most of the sponsors located out of the immediate Kansas City area have codes listed in the newsletter to assist placing orders. If in question, contact the sponsor directly of their requirements for identifying Guild membership.

Please let me know any requirements we have not listed that would help other members.

In addition to our sponsors identified by their logo throughout this newsletter, we would like to thank the following for their contributions:

Tom McLaughlin:..... Project Plan from EPIC Woodworking (2 plans)

Ed Stewart: ..... Custom Key Fob

John Van Goethem:..... Picture Frame Clamp Set  
..... 1-2-3 Block Set

KCWG Library:..... Video: The Basics of European Wood Carving with Nora Hall

Video: ..... Dovetail Techniques with Stephen Hammer

Video: Build Custom ..... Cabinet Doors by Robert J. Settich

Anonymous: ..... Wood River Deluxe Lathe Drive Center

**Duane  
Miller**  
Director of  
Sponsorship





## CNC SIG ROUNDUP



CNC Special Interest Group (SIG) will NOT meet in December, 2023

### Changes in CNC Software

First thing I need to let members know is that there will be NO CNC SIG in the month of December. We will meet again in January of next year.

Second Issue: Vectric, the company that produces VCarve Pro, a CAD/CAM software package used by Guild members to design and toolpath projects for the CNC, has made significant changes to the way the program is used at the Guild.

Vectric released VCarve Pro Version 11.55 last month, and for the Makerspace edition, the version that allows members to design their projects at home then bring their file to the Guild to generate the G-Code for the CNC machine, now requires the member to establish an account with Vectric. There are some areas of the download and install process that require precise data input and as a result any member wishing to download the new version that is configured for Makerspace will need to follow specific instructions.

The install instructions and an invitation to join the Guild Makerspace can be obtained by sending a request to [CNCSIG@KCWG.net](mailto:CNCSIG@KCWG.net). The member will receive a return email with the instruction set and instructions on how to obtain an invitation to download a version of the software that will mesh with Guilds Master copy.

The software remains free of charge to download and use.

For those members that have VCarve Pro version 11.0 Vectric continues to support this program, however, I do not know for how long. It may be soon that all members with the previous version will have to adopt the new Makerspace edition. If you are currently using VCarve Pro version 11.0 and wish to obtain a copy of the new Makerspace edition send a request to [CNCSIG@KCWG.net](mailto:CNCSIG@KCWG.net).

For anyone wishing to learn more about the CNC send an email requesting information to [CNCSIG@KCWG.net](mailto:CNCSIG@KCWG.net) and someone will get in touch with you.

**Ed Stewart**  
CNC SIG  
Co-Coordinator





**\$25<sup>49</sup>**

**4-IN-1 CUTTING BOARD HANDLE ROUTING TEMPLATE**

Rout handles into cutting boards, chests, totes and drawer fronts!  
Reg. \$29.99 (68393)



**\$109<sup>99</sup>**

**MINI DELUXE PANEL CLAMPS, 2-PACK**

Accepts panels from 1/2" to 1 1/2" thick and 5 1/2" to 16" wide  
Reg. \$129.99 (66150)



**\$69<sup>99</sup>**

**CUTTING BOARD JUICE GROOVE ROUTING JIG**

Simplifies routing of a juice groove around cutting boards up to 18" x 18"  
(65130)

Wood sold separately

**15% OFF CUTTING BOARD KITS**



**ROCKLER®**

HOLIDAY SALE PRICING VALID 11/17-12/25/2023  
15340 W 119th St. • Olathe, KS 66062 • (913) 815-2002 • Rockler.com  
Please check Rockler.com for current store hours.

Visit ROCKLER at: [www.rockler.com](http://www.rockler.com)

## THE BEST WAY TO A GREEN NAME BADGE (GUILD SAFETY CERTIFICATION)

**A**re you a KC Woodworkers' Guild White Name Badge member who has interest in becoming a Green Name Badge member? Green Name Badge members have full access to Guild classes, Open Shop sessions and project-volunteer opportunities.

### **Rough-to-Ready**

is the best way to become safety certified at the Guild. Through the instruction by one of several certified instructors, you'll receive practical experience in the safe operation of eight of the most commonly-used Guild machines. And you'll make a nice 5x9 lidded box in the process!



The process for earning your **Green Name Badge** through **Rough to Ready** is as follows:

- Read the **Guild's Safety Rules**.
- Take the online open-book **Safety Test** (Password "walnut"). Once you start taking the Test, you'll have 90 days to complete it before you'll need to start over. If you score less than 90%, re-read the Safety Rules and repeat this step.
- In a single email, you'll receive your Safety Test results and a link and password to register via Signup Genius for a scheduled Rough to Ready class.
- Please print your Safety Test results to bring to your class.

- Using the provided link and password, you'll select and sign up for a 4-6 hour Rough to Ready class session that works for you. There are many classes open to you right now! Enrollment is limited to 1 or 2 students per class, as noted on Signup genius. Cost is \$40 or \$50, depending on your Guild membership level.

- Print out and complete the **Waiver of Liability**.

- Attend the Rough to Ready class as scheduled.

- Once you have completed this process, your Green Name Badge will be issued and posted in the Guild lobby for

your use within a few days.

We hope to see you in a Rough to ready class in the near future! If you have questions about Rough to Ready or the process above, please email [R2RGroup@KCWG.net](mailto:R2RGroup@KCWG.net).



**John Sloss**  
Rough to Ready,  
Co-Coordinator

## COMMUNICATIONS UPDATE



and podcasts. This will help unify our content for the future and prevent loss of information. The Website is getting some cleaning as well as broken links are fixed and new content from old sources added.

This brings me to the question I have for members from pre electronic newsletter days. With our impending move and the 40th anniversary of the Guild coming I would like to ask those of you that may have the older printed newsletters in your archive to contact me. I am seeking to scan them and add them to our online collection.

**Brian Rorabaugh**

*Director of  
Communications  
& Webmaster*



In preparation for our impending move I have been inventorying all of our printed and online collateral to see what will need to change. There are flyers, brochures, business cards, online/offline accounts and billing addresses just to scratch the surface. There are also websites and blogs that mention us and our location that will need to be updated. As the Guild matured many external systems (Gmail, PAYPAL, Signup Genius Mailchimp,

Classmarker, YouTube...) were employed to track, educate and communicate to our members. If you are aware of any unofficial guild email addresses or software's used in the past please contact me.

In this review I have managed to resurrect some old content and newsletters from the Carvers group and the Guild. This content is being worked over and will be posted on our current site as I get it scanned. Our safety videos will be migrated from their current YouTube location to the location used by Events group for our meetings

## MEMBER PROJECTS - KEVIN MCANDREW



**Kevin McAndrew**  
**Coat Rack**

**Materials Used:** Oak  
**Finish Used:** Odie's Oil

**Photo Courtesy**  
**Neal Ray Shoger**

## STORAGE UPDATE...REMEMBER THIS DATE: FEBRUARY 1, 2024



by February 1, is up for disposal, distribution, or spontaneous sharing.

I'm not sure exactly what storage at The New Place is going to look like, but here's what I've been told so far. (It might be subject to change, who knows, I'm just the messenger): The plan is to have more, but smaller, spaces. See Chuck's column, too. I have no idea what the fees will be, but be assured they will be fair and reasonable.

There will be no multiple spaces rented out to one person. One set of spaces to a renter. The people who have more than one rental space will now be grandfathered out.

Let me know if you have questions, and I'll try to answer them. But if there's one takeaway, it's this: **YOU HAVE TILL FEB 1 TO CLEAR YOUR STORAGE SPACES.**

Let me know if you have questions, and I'll do my best to find out the answer. Message me at: [storage@kwcg.net](mailto:storage@kwcg.net)

**A**s you all probably know by now, the Guild is moving to a new location. There will be no renewal of storage fees for 2024, which gives you a month of free storage. It also gives you a month (see what I did there?) to move your stuff from your storage space(s). Everything not removed



**Susan  
Lawlor**

*Project Storage  
Rental Coordinator*

## MEMBER PROJECTS - DAVID ROTH & MIKE RESCH

### **David Roth** **Colorful Rooster**

**Materials Used:** 14 kinds of woods

**Finish Used:** Shellac and varnish wax

**Points of Interest:** Colorful woods

**Challenges Encountered:** Glue up

**Photos Courtesy**  
**Neal Ray Shoger**



### **Mike Resch** **Sleigh**

**Materials Used:** Red Oak

**Finish Used:** Laquer

## PLEASE SUPPORT OUR KCWG SPONSORS

COMPANY NAME	ADDRESS/WEBSITE/DESCRIPTION	KCWG DISCOUNT AMOUNT
	<b>L&amp;K Hardwoods (Mahogany Sponsor)</b> 3101 N Lentz Road • Independence, MO 816.249.4400 <a href="mailto:landkhardwoods@gmail.com">landkhardwoods@gmail.com</a> • <a href="http://landkhardwoods.com">landkhardwoods.com</a>  Custom milling, kiln drying, hardwood lumber, live edge slabs, and custom furniture. Rubio Monocoat dealer.	<b>10%</b> Show current membership card on order/payment
	<b>Taylor Toolworks (Mahogany Sponsor)</b> Columbia, MO 573.397.6432 <a href="http://taytools.com">taytools.com</a>  Specialty hand tools, supplies and fixture and jig hardware.	<b>10%</b> INPUT coupon code KCWG10 to receive discount
	<b>Rockler (Cherry Sponsor)</b> 15340 West 119th Street • Olathe, KS 763.478.8214 <a href="http://rockler.com/olathe-store">rockler.com/olathe-store</a>	<b>10%</b> Show current membership card on order/payment-Some Restrictions May Apply
	<b>Walrus Oil (Cherry Sponsor)</b> Springfield, MO 816.848.8598 • <a href="https://walrusoil.com/">https://walrusoil.com/</a>  Oil and wax finishes for cutting boards, furniture and leather and waterless skincare.	<b>10%</b> Identify KCWG membership on order Coupon Code: KCWG
	<b>Lie-Nielsen Toolworks (Cherry Sponsor)</b> Warren, ME 207.273.2520 <a href="http://lie-nielsen.com">lie-nielsen.com</a>  Hand tools, sharpening and tool care products, workbenches and education for woodworkers.	<b>10%</b> Offered only on purchases made at the annual guild tool show. Must show current membership card on order/payment at the guild
	<b>Bloomer Hardwoods (Pine Sponsor)</b> <b>Phone: 816.330.3596</b> 13585 45 Highway Platte City, MO 64079  <b>Hours: MON - FRI 8:30AM - 4:30PM</b>	

**W**ell, my friends, another Christmas is upon us. That means another New Year's is coming as well. That means new classes and, in this case, a new home. Like many of you, we are looking forward to getting the new shop going. We've already begun next year's classes and hope to be able to meet the needs of this great group. Unfortunately, the first class of Basic Woodworking is already full. Have no fear, the second class will be listed in the near future.



Our "Holiday Quickies" classes are rounding up soon. We have openings for the Modern Shaker Step and the Wine and Charcuterie for Two. The Holiday Quickies will be done for the year soon. Then we all get to enjoy friends and family.

This leaves me with my last subject. As some of you may have known, I suffered a pretty nasty head injury, back in March. With lots of help from doctors and therapists I've been able to make a reasonable return. But most importantly I have to thank our great Training staff here at the Guild. When I was in the hospital, they continued to make

sure the Guild's Training needs were met. I would like to personally thank the following people. Norm Carpenter, Rich Higgison, Wes Meyer, Tim Locke, Grace Ambrose, Suresh Narayan, David Kraatz, Wayne Peterson, Richard DeWitt, Steve Erickson, Bruce Kunz, and Craig Arnold. I hope I didn't miss anyone. Thank you one and all. Merry Christmas and Happy Holidays to All.


**Kevin Thomas**  
Director of Training



## LIBRARY UPDATE

**W**e are working on a layout for the Library at the 1717 Washington building. We have a room of our own and will share it with the Turners Library. We are also putting together a plan to be ready for the move. More details will be in the January Newsletter. We believe this will be a great location for the Guild.

We will have surplus and duplicate books at the General Meeting Holiday Dinner. We accept monetary donations to the Library which are placed in the Guild general fund. The Library accepts book donations and this



is how we expand our collection. If you have woodworking related books you would like to donate, please consider the Library.

**Don Steele**  
KCWG  
Librarian





## MEMBER PROJECTS - TIM LOCKE & TOM BRANDT

**Photos Courtesy  
Neal Ray Shoger**



**Tom Brandt  
Newel Post**

**Materials Used:** Red Oak

**Finish Used:** Will receive stain and Odie's Oil

**Challenges Encountered:** Built from a magazine picture



**Tim Locke  
Mohart Chair**

**Materials Used:** White Oak

**Finish Used:** Various Transtint dyes and GF

**Points of Interest:** Redesign

**Challenges Encountered:** Angled tenons  
and mortises

## PROGRAM DIRECTORS COMMENTS

**T**echnically, there is no wood-oriented program for our December meeting and that's because we always have a great Christmas family dinner. I highly recommend that you attend and bring a spouse, friend, or partner. The December raffle always has a great selection of products mostly made by our members and donated to the Guild. The funds raised go towards regular maintenance of our facilities. I believe that there is a silent auction, too. I was in Germany for the last couple of parties visiting my son and his family and I was told that there will be some very nice items available again.

Then there is the Peoples Choice Awards for which you get to vote on whatever items are shown and

to pick your favorite. I have seen some outstanding items in past years. They're often things like fine furniture pieces like bureaus, chairs, etc., and some have been beautifully enhanced with marquetry.

Of course there will be plenty of good food including the desserts brought in by members.

I hope to see you at our new home at 1717 Washington in the Crossroads District near the Kaufman.



**Matthew Nowak**  
Director of Programs

### THE SAFETY COMMITTEE IS LOOKING FOR YOUR HELP!

The Safety Committee is looking for committee members & someone comfortable in front on camera for a safety video.

Contact us at  
[safety@kcwg.net](mailto:safety@kcwg.net)

## GIANT BOOK AND MAGAZINE SALE!

The Guild Library will be selling surplus and duplicate books and excess magazines at the Membership Meeting

**BOOKS ARE JUST \$1.00 EACH AND MAGAZINES ARE FIVE FOR \$1.00 OR JUST 25¢ EACH**

# Bloomer



# Hardwoods

## Offered Services

- Log Milling
- Custom Drying 20,000 bf
- Planing
- Straight lining
- Glued Panels
- Wide Belt Sanding
- Profile Replication
- Custom Moulding
- Template matching of existing pattern

**Phone: 816.330.3596**





**13585 45 Highway, Platte City, MO 64079**


**Hours: MONDAY - FRIDAY 8:30AM - 4:30PM**

## Products Available at Bloomer Hardwoods

- Ash 4/4 & 8/4
- Cedar Aromatic
- 4/4, 8/4, & 12/4
- Cherry 4/4, 8/4 & 12/4
- Maple 4/4
- Pecan 4/4 & 8/4
- Red Oak 4/4 & 8/4
- Walnut 4/4 & 8/4
- White Oak 4/4
- Plywood for Cabinets
- And many other Local Hardwoods

PLEASE SUPPORT OUR KCWG SPONSORS

COMPANY NAME	ADDRESS/WEBSITE/DESCRIPTION	KCVG DISCOUNT AMOUNT
	<p><b>Woodcraft</b>                      8645 Bluejacket Road • Lenexa, KS                      913.599.2800  <a href="http://woodcraft.com/stores/kansascity">woodcraft.com/stores/kansascity</a>                      Power tools and accessories, hand tools, fasteners, hardware, wood, finishes, clamps, workbenches, personal safety equipment and education.</p>	<p><b>10%</b>                      Show current membership card on order/payment</p>
	<p><b>Metro Hardwoods</b>                      4243 S Noland Road • Independence, MO                      816.373.1710  <a href="http://metrohardwoodsinc.com">metrohardwoodsinc.com</a>                      Hardwood lumber, plywood, finishes, saw blades and bits.</p>	<p><b>10%</b>                      Show current membership card on order/payment</p>
	<p><b>Neal Ray's Photography</b>                      9 E Kansas Street • Liberty, MO                      816.582.5968  <a href="mailto:nealraysphoto@gmail.com">nealraysphoto@gmail.com</a>                      Photographic studio portraits.</p>	
<p><b><u>SUPERIOR GRINDING</u></b></p>	<p><b>Superior Grinding</b>                      5315 Raytown Road • Raytown, MO                      816.561.8665  <a href="http://superiorgrindingllc.webstarts.com">superiorgrindingllc.webstarts.com</a>                      Sharpening tools used by professionals and homeowners.</p>	<p><b>10%</b>                      Show current membership card on order/payment</p>



## DECEMBER 2023 - DRILL PRESS SAFETY REVIEW

# Drill Press

The drill press is used to drill holes precisely and with repeatable accuracy. It has a motor-driven head with a chuck that accepts bits or cutters. It also has an adjustable table on which the work is mounted. It is operated by pulling a rotary lever that lowers the drill bit into the material.

### Safety Rules

1. Make sure the size of the bit is within the capacity of the drill press.
2. Do not exceed the recommended speeds for the type and size of drill bit being used and composition of the stock being drilled.
3. Support the underside of the stock to be drilled with a backer board secured to the drill press table.
4. Use a clamp or vise to securely fasten the stock to the drill press table. Never hold stock in your hand while drilling.
5. To drill into the side of cylindrical stock, hold the workpiece in a "V" block.
6. When drilling into a long workpiece, position the excess stock to your left so that, if the stock rotates, it will hit the fence or the post, not you.
7. If a drill bit binds, turn off the drill press and carefully turn the chuck backwards by hand to free the drill bit.
8. Never reach around or under a rotating drill bit.
9. Don't try to stop the rotation of the drill chuck, spindle, or stock rotating on bit with your hands or fingers.



## PLEASE SUPPORT OUR KCWG SPONSORS

COMPANY NAME	ADDRESS/WEBSITE/DESCRIPTION	KCGW DISCOUNT AMOUNT
 <p><b>Schutte</b> LUMBER CO. Since 1880</p>	<p><b>Schutte Lumber Company</b> 3001 Southwest Blvd. • Kansas City, MO 816.753.6262 • <a href="http://schuttelumber.com">schuttelumber.com</a> Timbers, cedar, siding and pattern profiles, specialty hardwoods, treated lumber, Festool power tools, decking, fasteners and hangars.</p>	<p><b>10%</b> Show current membership card on order/payment</p>
   <p>Phillips Safety Products, Inc.</p>	<p><b>Phillips Safety Company • Middlesex, NJ 888.245.6638</b> <b>Three websites to serve KCWG members, each offering a 25% member discount (Use code KCWG25)</b> <a href="http://rx-safety.com">rx-safety.com</a> - Prescription safety glasses, reading and magnifying glasses, hearing protection <a href="http://myeyewear2go.com">myeyewear2go.com</a> - Eyeglasses, sunglasses, prescription sunglasses, sports and specialty glasses <a href="http://phillips-safety.com">phillips-safety.com</a> - Laser safety glasses, welding and IR safety glasses, radiation protection, glassworking eyewear</p>	<p><b>25%</b> INPUT coupon code KCWG25 to receive discount</p>
 <p><b>KATSURA</b></p>	<p><b>Katsura Cutlery</b> Houston, TX <a href="http://katsuracutlery.com">katsuracutlery.com</a> Knives, knife blanks and knife making instructions.</p>	<p><b>10% 15 - 20%</b> on some sales items Identify KCWG membership on order</p>
 <p><b>Lee Valley</b></p>	<p><b>Lee Valley</b> Reno, NV 888.983.1865 <a href="http://Leevalley.com">Leevalley.com</a> Hand tools, power tools, hardware and accessories.</p>	<p><b>15%</b> educational Application form available at Guild</p>
 <p><b>LIBERTY</b> HARDWOODS, INC.</p>	<p><b>Liberty Hardwoods</b> 3900 N Kentucky Avenue • Kansas City, MO 816.231.0852 <a href="http://libertyhardwoodsinc.com">libertyhardwoodsinc.com</a> Hardwood lumber, plywood, trim, hardware and accessories.</p>	<p><b>10%</b> Show current membership card on order/payment</p>
 <p>The URBAN LUMBER Company <a href="http://www.urbanlumberco.com">www.urbanlumberco.com</a></p>	<p><b>The Urban Lumber Company</b> 7200 E Hwy 40 • Kansas City, MO 816.888.7947 • <a href="http://urbanlumberco.com">urbanlumberco.com</a> Locally harvested wood. Custom milling, green and dried lumber, table bases and PVC stickers.</p>	<p><b>10%</b> Show current membership card on order/payment</p>

# DECEMBER 2023 OPEN SHOP SCHEDULE

day	December Date	9am	10	11	12	1	2	3	4	5	6	7	8	9pm
Friday	December 1			Mike Faulkner										
Saturday	December 2	Mike Jones					Basic Skills Class Free Just Show Up	George Rexroad						
Sunday	December 3		Chuck Saunders					Chris McCauley						
Monday	December 4						Ron Haw				Gary Strohm			
Tuesday	December 5	Gary Creek			Craig Arnold							Kara Paris		
Wednesday	December 6										LC Meeting			
Thursday	December 7	Gary Mielke									Training			
Friday	December 8		Curtis Alexander				Ed Stewart				Barb Hinton			
Saturday	December 9	Dave Kraatz				Norm Carpenter								
Sunday	December 10		Rob Young						Mark Waugh					
Monday	December 11	John Sloss				Ron Haw					Woodturners General Meeting			
Tuesday	December 12	Matt Nowak			Ron Lomax			Craig Arnold			Roland Mohler			
Wednesday	December 13	Bob Caldwell									Scrollsaw SIG			
Thursday	December 14	Gary Mielke									Training			
Friday	December 15			Mike Faulkner							Kenan Orhan			
Saturday	December 16	Dave Kraatz					Tom Smoller							
Sunday	December 17		Chuck Saunders						Chris McCauley					
Monday	December 18	Jerry Thompson					Ron Haw				Gary Strohm			
Tuesday	December 19	Gary Creek			Craig Arnold							CNC SIG 6:30		
Wednesday	December 20						Move tables and chairs to new Shop Set up for dinner All are welcome to assist				General Meeting Holiday Dinner			
Thursday	December 21	Gary Mielke									Training			
Friday	December 22						Ed Stewart				Rick Chandler			
Saturday	December 23	Dave Kraatz				Don Steele			Joshua Baldwin					
Sunday	December 24	Christmas Eve No Open Shop			Christmas Eve No Open Shop			Christmas Eve No Open Shop			Christmas Eve No Open Shop		Christmas Eve No Open Shop	
Monday	December 25	Christmas Day No Open Shop			Christmas Day No Open Shop			Christmas Day No Open Shop			Christmas Day No Open Shop		Christmas Day No Open Shop	
Tuesday	December 26	Matt Nowak			Ron Lomax			Craig Arnold			Roland Mohler	Carving SIG		
Wednesday	December 27	Bob Caldwell									Kevin Thomas	Laser SIG		
Thursday	December 28	Gary Mielke									Training			
Friday	December 29										Norm Carpenter			
Saturday	December 30	Mike Jones												
Sunday	December 31		Chuck Saunders											

Edited NOVEMBER,29, 2023

# TAYLOR TOOLWORKS



VISIT TAYLOR TOOLWORKS at

[WWW.TAYTOOLS.COM](http://WWW.TAYTOOLS.COM)



**TENTATIVE****JANUARY 2024 OPEN SHOP SCHEDULE**

Day	January	Date	9am	10	11	12	1	2	3	4	5	6	7	8	9pm
Monday	January	1			Dom Fiorella			Ron Haw					Gary Strohm		
Tuesday	January	2	Gary Creek			Craig Arnold							Kara Paris		
Wednesday	January	3											LC Meeting		
Thursday	January	4	Gary Mielke										Training		
Friday	January	5			Mike Faulkner										
Saturday	January	6	Mike Jones					Basic Skills Class Free Just Show Up		George Rexroad					
Sunday	January	7		Chuck Saunders					Chris McCauley						
Monday	January	8	John Sloss				Ron Haw						Woodturners General Meeting		
Tuesday	January	9	Matt Nowak			Ron Lomax			Craig Arnold				Roland Mohler		
Wednesday	January	10	Bob Caldwell										Scrollsaw SIG		
Thursday	January	11	Gary Mielke										Training		
Friday	January	12		Curtis Alexander				Ed Stewart					Barb Hinton		
Saturday	January	13	Dave Kraatz				Norm Carpenter								
Sunday	January	14		Rob Young						Mark Waugh					
Monday	January	15	Jerry Thompson					Ron Haw					Gary Strohm		
Tuesday	January	16	Gary Creek			Craig Arnold								CNC SIG 6:30	
Wednesday	January	17					Tim Locke						General Meeting		
Thursday	January	18	Gary Mielke										Training		
Friday	January	19			Mike Faulkner								Kenan Orhan		
Saturday	January	20	Dave Kraatz					Tom Smoller							
Sunday	January	21		Chuck Saunders						Chris McCauley					
Monday	January	22	John Sloss					Ron Haw					Kolton Stimpert		
Tuesday	January	23	Matt Nowak			Ron Lomax			Craig Arnold				Roland Mohler		
Wednesday	January	24	Bob Caldwell										Kevin Thomas		
Thursday	January	25	Gary Mielke										Training		
Friday	January	26						Ed Stewart					Rick Chandler		
Saturday	January	27	Dave Kraatz				Don Steele			Joshua Baldwin					
Sunday	January	28		Rob Young				Handtool SIG		Wayne Peterson					
Monday	January	29						Ron Haw							
Tuesday	January	30	Gary Creek			Craig Arnold							Rick Chandler		
Wednesday	January	31													

Updated on NOVEMBER 29, 2023

## GUILD ACTIVITIES AT THE SHOP

Always check the guild website before leaving home to be sure that a scheduled event is actually taking place.

There will also be times when the shop will be closed to open shop periods due to a special meeting, class or event. These closures will be clearly noted on the monthly open shop schedule and are typically highlighted by a color other than the green background that normally indicates an open shop period.

### BOARD, LEADERSHIP, COMMITTEE & GENERAL CONTACTS DIRECTORY

President .....	Cal Hobbs .....	<a href="mailto:president@kcwg.net">president@kcwg.net</a>
Vice-President.....	Ron Haw .....	<a href="mailto:vicepresident@kcwg.net">vicepresident@kcwg.net</a>
Secretary .....	David Roth .....	<a href="mailto:secretary@kcwg.net">secretary@kcwg.net</a>
Treasurer.....	John Steyer .....	<a href="mailto:treasurer@kcwg.net">treasurer@kcwg.net</a>
Member-at-Large.....	Craig Arnold .....	<a href="mailto:memberatlarge@kcwg.net">memberatlarge@kcwg.net</a>
Director of Assets .....	Chuck Saunders .....	<a href="mailto:assets@kcwg.net">assets@kcwg.net</a>
Director of Communications.....	Brian Rorabaugh .....	<a href="mailto:communications@kcwg.net">communications@kcwg.net</a>
Director of Events .....	Chris McCauley .....	<a href="mailto:dir.events@kcwg.net">dir.events@kcwg.net</a>
Librarian.....	Don Steele .....	<a href="mailto:librarian@kcwg.net">librarian@kcwg.net</a>
Newsletter Editors.....	Ron Haw & Stephan Vandenbroucke .....	<a href="mailto:newsletter@kcwg.net">newsletter@kcwg.net</a>
Director of Membership .....	Jim Berard .....	<a href="mailto:dir.membership@kcwg.net">dir.membership@kcwg.net</a>
Director of Programs .....	Matt Nowak .....	<a href="mailto:dir.programs@kcwg.net">dir.programs@kcwg.net</a>
Director of Safety .....	Steve Venne.....	<a href="mailto:dir.safety@kcwg.net">dir.safety@kcwg.net</a>
Director of Sponsorship.....	Duane Miller .....	<a href="mailto:dir.sponsorship@kcwg.net">dir.sponsorship@kcwg.net</a>
Director of Training .....	Kevin Thomas.....	<a href="mailto:traininggroup@kcwg.net">traininggroup@kcwg.net</a>
Asst Director of Training.....	Brent Murphy.....	<a href="mailto:assisttraining@kcwg.net">assisttraining@kcwg.net</a>
Videos - Questions, comments & suggestions.....		<a href="mailto:teamvideo@kcwg.net">teamvideo@kcwg.net</a>
Web Master.....	Open .....	<a href="mailto:webmaster@kcwg.net">webmaster@kcwg.net</a>

### ESSENTIAL LINKS & SERVICES

Kansas City Woodworkers Guild Website.....	<a href="https://kcwg.org">https://kcwg.org</a>
Guild Training and Available Classes .....	<a href="http://kcwg.org/classes/">http://kcwg.org/classes/</a>
Members Only Section (Password Rqd).....	<a href="http://kcwg.org/member-only-area/">http://kcwg.org/member-only-area/</a>
Guild Photo Bank and Upload Center.....	<a href="https://member.kcwg.org/photo-submission/">https://member.kcwg.org/photo-submission/</a>
Place a Classified Ad .....	<a href="mailto:classifieds@kcwg.net">classifieds@kcwg.net</a>
Project Storage Area (rental and questions).....	<a href="mailto:storage@kcwg.net">storage@kcwg.net</a>
KCWG Facebook Page.....	<a href="https://www.facebook.com/kcwg">https://www.facebook.com/kcwg</a>
KCWG Videos .....	<a href="https://kcwg.org/videos">https://kcwg.org/videos</a>

#### KANSAS CITY WOODWORKERS' GUILD SPECIAL INTEREST GROUPS (SIG'S)

Carving SIG .....	<a href="mailto:carvingSIG@kcwg.net">carvingSIG@kcwg.net</a>
CNC SIG .....	<a href="mailto:cncSIG@kcwg.net">cncSIG@kcwg.net</a>
Hand Tool SIG .....	<a href="mailto:handtoolSIG@kcwg.net">handtoolSIG@kcwg.net</a>
Laser SIG .....	<a href="mailto:laserSIG@kcwg.net">laserSIG@kcwg.net</a>
Scroll Saw SIG .....	<a href="mailto:scrollsawSIG@kcwg.net">scrollsawSIG@kcwg.net</a>

VISIT  
THE KANSAS CITY  
WOODWORKERS' GUILD  
ONLINE AT  
[WWW.KCWG.ORG](http://WWW.KCWG.ORG)

