

# WOOD WORDS

## "HOBBS"ERVATIONS

Welcome to fall y'all. I'm happy to report that after losing out on a couple of locations we are looking good on a property that we love for the guild to move into by the end of the first quarter of next year....we'll keep you posted.

As for me, I'm traveling the great country of Ireland as we speak with my young bride, celebrating our 25th anniversary. While we have enjoyed beautiful scenery, Guinness drafts, live music and all other well known Irish delights, I have also seen some great buildings ...



Continued on Page 2

PUBLISHED BY THE KANSAS CITY  
WOODWORKERS GUILD

3189 MERCIER ST \* KANSAS CITY \* MO \* 64111

## IN THIS ISSUE...

*Note: You may go directly to any article in the newsletter by simply clicking on the article name below, in the Table of Contents:*

- ["HOBBS"ERVATIONS ..... 1](#)
- [Vice President's Thoughts and Comments ..... 4](#)
- [Member Projects - Tom Smoller & Jim Bany ..... 5](#)
- [Treasurer's Report...Our New Home and 2024 Dues  
Announcement..... 6](#)
- [Member Projects - Harry Healey & George Rexroad ... 7](#)
- [September Sponsorship News ..... 9](#)
- [From the Shop ..... 10](#)
- [Are You Ready for Rough to Ready ..... 12](#)
- [Communications Update ..... 13](#)
- [New Member Welcome ..... 13](#)
- [Library Update..... 14](#)
- [Membership Meeting Program ..... 16](#)
- [Program Directors' Report..... 16](#)
- [Member Projects - Gary Holterman & Wayne Peterson 18](#)
- [October 2023 - Machine Safety Review ..... 19](#)
- [October 2023 Open Shop Schedule..... 21](#)
- [Tentative November 2023 Open Shop Schedule..... 23](#)
- [Guild Contacts and Service Directory ..... 24](#)

Continued from page 1



... and furniture. This definitely keeps up a Hobbs tradition. Here are some pics!



That's all for now, see you around the Guild!

**Cal Hobbs**  
KCWG  
President





**NEW**



**\$19<sup>99</sup>**

**CABINET SCRAPER HOLDER**

Holds card scrapers with the perfect flex for wispy shavings

SKU: 69783

COMING SOON!



**10% OFF**

All Laguna  
and SuperMax

Valid 10/1 - 10/31



**LAGUNA | SuperMax**

**SAVE  
\$20**



**\$99<sup>99</sup>**

**DELUXE PANEL CLAMP, SINGLE**

Rigid, solid steel cauls sandwich your panel to keep it flat—4-way pressure eliminates buckling!

Reg. \$119.99 SKU: 67164



**ROCKLER®**

GIFT MAKING SALE PRICING VALID 9/28–11/16/2023  
15340 W 119th St. • Olathe, KS 66062 • (913) 815-2002 • Rockler.com  
Please check Rockler.com for current store hours.

Visit ROCKLER at: [www.rockler.com](http://www.rockler.com)

## VICE PRESIDENT'S THOUGHTS AND COMMENTS

As you may or may not be aware, the Kansas City Woodworkers' Guild was notified by our landlord that a substantially larger adjacent tenant has notified them that they need additional space and that if it wasn't available, they would be forced to search for other accommodation. As a result of that we have been served notice that our space would be offered to that other tenant and that our lease, which expires in May 2024, would not be renewed. Since we've received that notice there has been an ongoing search for a new Guild home that has spanned the past several months. We have looked at and settled on a few locations only to have our best efforts pushed aside as either cost, location, or being unable to come to terms with building owners or property managers. Our perfect situation would be to find a location within just a few minutes of our current home on Mercier Street. As another member expressed, we're best served by a location that is equally inconvenient for everyone. We are also searching for a location that allows us to continue growing, expanding education possibilities and to provide for future expansion of equipment needs and desires.

You are encouraged to step up and offer suggestions of locations that you may be aware exist and that you feel offer us an opportunity and meet the above criteria. We would also welcome anyone with deep experience in commercial real estate to step up and assist the search committee in the search process and the upcoming lease negotiations.

We must vacate our current location by the end of May 2024. That means that we need to still find a location, negotiate and sign a lease, complete necessary leasehold improvements such as constructing a new library and hand-tool shop. The building will require installing power for our equipment, compressed air lines, dust collection duct installation as well as about

a thousand other things that need to be completed to get our new home ready for occupancy.

Remember, since we are an all-volunteer

organization, we need to be aware of what all of this is going to cost and manage the budget as judiciously as we can. But...

We are facing a substantial dues increase that will be necessary to cover not only the cost of the move but to pay monthly rent. Lease rates on spaces that we are being offered and are researching are approaching about three times the rate of what we have been paying and even more in some cases. That doesn't mean that dues will be increasing by three or more times the current rate, but the increase will be significant. We've kept rates fairly flat over the years and have not had an increase in over five years. As everyone knows current inflation rates and the price of literally everything going up, we would have been required to increase our dues in the next year or so to just keep up with equipment acquisition and machine maintenance costs. I maintain that the Kansas City Woodworkers' Guild provides one of the most reasonable dues rates of any comparable organization in the country for what you get for your investment in the Guild and that will remain one of our main goals.

Enjoy the fall weather and don't be afraid to step up and offer to help out.



**Ron Haw**  
Vice President



# MEMBER PROJECTS - TOM SMOLLER & JIM BANY



## Tom Smoller

### Newport Six Shell Secretary

**Materials Used:** Cherry

**Finish Used:** Shellac

**Points of Interest:** Reproduction of one of nine surviving secretaries from the 18th century.



## Jim Bany

### Box

**Materials Used:** Walnut

**Finish Used:** Odie's Oil

**Photo Courtesy**  
**Neal Ray Shoger**

# TREASURER'S REPORT

## OUR NEW HOME AND 2024 DUES ANNOUNCEMENT



As I write this article, you should by now be aware that through no fault of our own, the Guild has lost it's lease at our current location. We have located a suitable location and are in the latter stages of lease negotiations for the next home of the Kansas City Woodworkers' Guild. With that, the current cost of commercial real estate has increased dramatically since we signed the lease for our current location at 3189 Mercier. Current rates per square foot are 108% more than what we are currently paying, with many locations that we've researched being two to three times that amount.

As a result, in order to pay for the new location and its increased financial burden, we will be raising the annual membership dues for the 2024 calendar year and beyond. At our recent Board Meeting on October 3, 2023, the Board of Directors unanimously passed the following rates for dues beginning with members joining the guild in 2024 and for membership renewals for fiscal year 2024.

Benefactor .....	\$325 (min) or elected gift amount \$ _____
Woodworker Plus.....	\$250
Sawdust Maker .....	\$200
Regular .....	\$125
Senior .....	\$100
Student .....	\$ 60

We hope to have the lease signed soon and begin planning the shop layout and move dates to the new location. More to come as we finalize the negotiations.

As always, our monthly Financial Statements are available in the Members Only area of the website in the Financial section. Please review the reports and let me know if you have any questions. The treasurer email is [treasurer@kwcwg.net](mailto:treasurer@kwcwg.net)

Respectfully,

John Steyer, *Treasurer*

**MEMBER PROJECTS - HARRY HEALEY & GEORGE REXROAD**

***Harry Healey***

***Raven***

***Materials Used: Tupelo***

**Photos Courtesy  
Neal Ray Shoger**



***George Rexroad***

***Mermaid and Tree Puzzles***

***Materials Used: Poplar***

**RX SAFETY****EXCLUSIVE MEMBERS OFFER**

SAVE ON ENTIRE STORE

**25%**

COUPON CODE:

**KCWG25****WWW.RX-SAFETY.COM**

**We Hope to have Several Announcements  
Regarding the Future of the  
Kansas City Woodworkers' Guild at this  
week's General Membership Meeting  
It WOULD BE Beneficial  
for you to Attend this Meeting  
on Wednesday October 18, at 7:00pm**





**W**elcome, everyone. As you all know the Guild is a great place to learn and grow with the craft of Woodworking. Some of the best classes are the simplest items can bring the most joy. So the Guild, with the Wes Meyer and other members of the Training group, will be offering the annual Toy Classes. These are one day classes that teach you the basics of building toys.

The first class is on Saturday November 11<sup>th</sup>, at 9am to 5pm. You will learn to make 3 trucks and a 5 car toy train. The second class will occur on Saturday December 9<sup>th</sup>, from 9am to 5pm. These classes fill up fast. So sign up soon. Classes are \$50 for Sawdust Makers and \$40 for the Woodworker+ memberships. I hope to see you there.

## **YOUR SAFETY COMMITTEE IS LOOKING FOR YOUR HELP**

**Your Safety committee  
is looking for committee  
members and potential  
actors or someone who  
would like to be in front of  
a camera in a safety video.**

**Contact us at  
[safety@kcwg.net](mailto:safety@kcwg.net)**

## **SEPTEMBER SPONSORSHIP NEWS**

**O**ur sponsors provide discounts on products to members and donations of money, materials and products to the Guild. Please thank and continue your support of our Sponsors. Please remember that all items within the sponsor facility may not be available for the Guild discount. Discount and contact information is indicated within the Guild newsletter.

In addition to our sponsors identified by their logo throughout this newsletter, we would like to thank the following for their gifts:

### Donation to Raffle Table – September

Crescent: 24 Carbide Tooth 6-1/2”  
NailSlicer Framing Saw Blade

John Johnson: Two Round Boxes with Lids

John Van Goethem: Frame Clamp Set  
1-2-3 Block

Anonymous: Marking Wheel  
Miter Box Kit  
Rockler Mechanical Pencil w/  
Eraser

Prizes on the Raffle Table at each Member Meeting have been donated by members, estates and, mainly, by our sponsors. Donations by fellow members include excess materials, class projects, duplicate tools and whatever the spouse may refer to as trash. Look around your home shop and Guild storage areas. If you need additional work or storage space, please keep the Raffle Table in mind.

**Duane  
Miller**  
Director of  
Sponsorship



## FROM THE SHOP

**L**et me tell you about Drill Presses. The drill press gives you great control for drilling holes. Here's a fun fact- When you drill a through hole the drill bit goes all the way through your workpiece. And the drill will keep drilling,



Picture #1

who knew right? Well, the drill press design teams knew this (they were probably former NASA scientists) so they designed the table to have a hole directly under the drill bit. Your mind is blown too, isn't

it? Unfortunately, the design doesn't account for the scenario where the table is rotated so the hole is not directly under the drill bit. Turns out the drill bit keeps drilling anyway and drills into the table. See picture #1. Unlike your hand the table will not heal over time regardless of how much Neosporin you apply. This is not a new phenomenon as it is known as the "Arc of Shame". Arc because



Picture #2

as you keep moving the table you drill more holes equidistant from the center of the drill press column. See picture #2. Shame because it's a shame to be careless



and damage good machines that only want to help you with your project.

As Colombo was fond of saying- There's just one more thing, loosen the column clamp before raising or lowering the drill press table. I know it's a cliché, but I think it applies here.



**Chuck Saunders**

Director of Assets

## PLEASE SUPPORT OUR KCWG SPONSORS

COMPANY NAME	ADDRESS/WEBSITE/DESCRIPTION	KCWG DISCOUNT AMOUNT
	<b>L&amp;K Hardwoods (Mahogany Sponsor)</b> 3101 N Lentz Road • Independence, MO 816.249.4400 <a href="mailto:landkhardwoods@gmail.com">landkhardwoods@gmail.com</a> • <a href="http://landkhardwoods.com">landkhardwoods.com</a>  Custom milling, kiln drying, hardwood lumber, live edge slabs, and custom furniture. Rubio Monocoat dealer.	<b>10%</b> Show current membership card on order/payment
	<b>Taylor Toolworks (Mahogany Sponsor)</b> Columbia, MO 573.397.6432 <a href="http://taytools.com">taytools.com</a>  Specialty hand tools, supplies and fixture and jig hardware.	<b>10%</b> INPUT coupon code KCWG10 to receive discount
	<b>Rockler (Cherry Sponsor)</b> 15340 West 119th Street • Olathe, KS 763.478.8214 <a href="http://rockler.com/olathe-store">rockler.com/olathe-store</a>	<b>10%</b> Show current membership card on order/payment-Some Restrictions May Apply
	<b>Walrus Oil (Cherry Sponsor)</b> Springfield, MO 816.848.8598 • <a href="https://walrusoil.com/">https://walrusoil.com/</a>  Oil and wax finishes for cutting boards, furniture and leather and waterless skincare.	<b>10%</b> Identify KCWG membership on order Coupon Code: KCWG
	<b>Lie-Nielsen Toolworks (Cherry Sponsor)</b> Warren, ME 207.273.2520 <a href="http://lie-nielsen.com">lie-nielsen.com</a>  Hand tools, sharpening and tool care products, workbenches	<b>10%</b> Offered only on purchases made at the annual guild tool show. Must show current membership card on order/payment at the guild
	 <b>(Pine Sponsor)</b> <b>Phone: 816.330.3596</b> 13585 45 Highway Platte City, MO 64079  <b>Hours: MON - FRI 8:30AM - 4:30PM</b>	



# ARE YOU READY FOR ROUGH<sup>2</sup> READY

One of the alternative ways for new Kansas City Woodworkers' Guild members to earn their Green Nametag and gain full shop privileges is by signing up for and taking the **Rough to Ready** class. We schedule several dates for this class each month with various time slots, meaning that almost everyone wanting to take the class can find a class time that is convenient for them.

**Rough to Ready** is a great way for the beginning or novice woodworker to get basic hands-on experience with many of the machines in the Kansas City Woodworkers' Guild shop. In the class, each participant will build a 9"x 5" box from rough-cut lumber. As you go through the process of building your box, we will discuss the safety features of each machine that we use and you will receive the opportunity to learn how to setup each of those machines to successfully build your project. You will learn to setup and actually use the miter saw, jointer, planer, band saw, table saw (ripping, cross cutting and dados), router table and wide belt sander. Not only will you leave the class with a completed box ready to apply finish to, but with enough wood to build another box on your own to help you perfect your newly learned skills.



**Rough to Ready** classes are typically limited to the instructor and one or two participants. Cost is a very reasonable \$50.00 for those with a Sawdust Maker membership, and just \$40.00 for members with a Woodworker Plus or Benefactor membership. Classes last 4 - 6 hours with breaks as needed.

A Green Badge is not necessary to take a **Rough to Ready** class but does require you to successfully complete the Guild's Online Safety test with a passing score before you can sign up for the class. Your successful participation in the class will result in your Green Tag being awarded. Members who have taken the Guild's Safety Orientation and have had their Green Tag issued are also welcome to take any available **Rough to Ready** class.

To sign up for one of the many available **Rough to Ready** classes, make sure that you have met the prerequisite of passing the Kansas City Woodworkers' Online Safety Test.

We look forward to seeing you in one of our upcoming **Rough to Ready** classes.

# COMMUNICATIONS UPDATE



**M**embership dues will be renewing soon and in order to reach you with mail we will need to have your current email address on file. This will also affect your ability to receive notifications about classes, events, and sign up for any and all.

Budget season is upon us and the communications group is looking for ideas on what items you would like to see added to the library in the coming year. Is there a subscription or publication we can add to make things better for the members?

This leads me to the question I have for members of the pre-electronic newsletter era. With our impending move and the 40th anniversary of the Guild coming I would like to ask those of you that may have the older printed newsletters in your archive to contact me. I am hoping to scan them and include them in our online collection.

**Brian Rorabaugh**  
 Director of  
 Communications  
 & Webmaster



## PLEASE WELCOME THESE 8 NEW MEMBERS WHO JOINED THE GUILD IN LATE SEPTEMBER & EARLY OCTOBER

<u>FIRST NAME.....LAST NAME</u>	<u>HOMETOWN</u>	<u>STATE.....</u>	<u>MEMBERSHIP.....</u>	<u>JOINED</u>
Matthew..... Huber .....	Kansas City.....	MO.....	Sawdust .....	10/6/2023
Daniel..... Frantik .....	Kansas City.....	MO.....	Sawdust .....	9/28/2023
Jeremy..... Weis .....	Prairie Village .....	KS.....	WW+ .....	9/21/2023
Emily..... Nelsen .....	Overland Park .....	KS.....	WW+ .....	9/18/2023
Terry..... King.....	Belton .....	MO.....	Benefactor.....	9/16/2023
Chelsea..... Base .....	Shawnee.....	KS.....	Sawdust .....	9/12/2023
Robert..... Boles.....	DeSoto .....	KS.....	Sawdust .....	9/12/2023
Jennifer..... Kirkpatrick .....	Lathrop.....	MO.....	Sawdust .....	9/11/2023

**Current Membership 958**

## LIBRARY UPDATE



**W**e will be selling surplus and duplicate books at the General Meeting for the bargain price of \$1 per book. Magazines will be 25 cents each or five for a dollar. (We also accept donations to the Library and appreciate those,) The digital magazines can be accessed by clicking on the icons at the top of the desktop screen on the Library computer. The digital archives are not part of the online catalog and can only be viewed in the Library.

The Library accepts book donations and this is how we expand our collection. If you have woodworking related books you would like to donate, please consider the Library. There have been references in the Newsletter concerning the move to a different location for the Guild. As the details become more clear, we will be providing information about how the Library fits into this.

You can search the online catalog by Category, Author, Title, or Call Number. If you have trouble getting a book checked out or any other Library issue please send an email to: [librarian@kcwg.net](mailto:librarian@kcwg.net).

There is a Library Checkout binder on the Library desk you can use to check out plans in the display shelves near the Library

desk. Items that are returned should be placed in the container on the desk marked "Returns" and we will take care of them. There is also a container for items to be reshelved.



**Don Steele**  
KCWG  
Librarian

# GIANT BOOK AND MAGAZINE SALE!

The Guild Library  
will be selling  
surplus and duplicate  
books and excess  
magazines at the  
Membership Meeting

**BOOKS ARE JUST  
\$1.00 EACH AND  
MAGAZINES ARE  
FIVE FOR \$1.00 OR  
JUST 25¢ EACH**



# Bloomer



# Hardwoods

## Offered Services

- Log Milling
- Custom Drying 20,000 bf
- Planing
- Straight lining
- Glued Panels
- Wide Belt Sanding
- Profile Replication
- Custom Moulding
- Template matching of existing pattern

**Phone: 816.330.3596**

**13585 45 Highway, Platte City, MO 64079**

**Hours: MONDAY - FRIDAY 8:30AM - 4:30PM**

## Products Available at Bloomer Hardwoods

- Ash 4/4 & 8/4
- Cedar Aromatic
- 4/4, 8/4, & 12/4
- Cherry 4/4, 8/4 & 12/4
- Maple 4/4
- Pecan 4/4 & 8/4
- Red Oak 4/4 & 8/4
- Walnut 4/4 & 8/4
- White Oak 4/4
- Plywood for Cabinets
- And many other Local Hardwoods

## MEMBERSHIP MEETING PROGRAM PROGRAM DIRECTORS' REPORT

As promised, we will have a speaker from the world famous National Museum of Toys and Miniatures as our speaker at our October meeting. It has been quite a few years since they last made a presentation and I am curious as to what kind of additions they have made to their miniature furniture collections.

One of our members is one of their major contributors to the collections, although I'm not sure if he is still a member. He once answered a question about the cost of one of his pieces by saying that you would pay at least the same amount for the miniature as you would for the full scale piece and maybe more. He told us that there a lot of considerations to be made when making a piece of miniature furniture. For example, the wood grain also needs to be of the same scale as if it were in full scale. That means that it would require an extremely tight grain and that there is only so much of that kind of wood available. It also needs to be of particular species, so, the cost of the wood is likely to be very pricey right from the beginning.

Then he mentioned that you need to create tools in the same scale. They don't exist in the real world, so you have to make them yourself. He made saws, planes, router bits, etc. in that tiny scale. Needless to say, not very many people do this kind of work, especially at that level of sophistication and detail. Oh, you can find dollhouse furniture built to scale, but that's not the same and that makes a difference in the value.

Besides the woodworking issues, the world of miniatures includes oil paintings, woven rugs, tapestries, even miniature people with scaled-down clothing.

I attended the International conference of miniatures at the KC miniature museum several years ago and it is a fascinating world of specialists.



Some specialized in making boxes with miniature marquetry designs or marquetry in their table tops and dresser fronts.





I'm looking forward to hearing more about the world of miniatures and we are so fortunate to have this international facility so close in town. Hope to see you there, of course.



**Matthew  
Nowak**

*Director of Programs*

PLEASE SUPPORT OUR KCWG SPONSORS

COMPANY NAME	ADDRESS/WEBSITE/DESCRIPTION	KCWG DISCOUNT AMOUNT
	<p><b>Woodcraft</b>                      8645 Bluejacket Road • Lenexa, KS                      913.599.2800  <a href="http://woodcraft.com/stores/kansascity">woodcraft.com/stores/kansascity</a>                      Power tools and accessories, hand tools, fasteners, hardware, wood, finishes, clamps, workbenches, personal safety equipment and education.</p>	<p><b>10%</b>                      Show current membership card on order/payment</p>
	<p><b>Metro Hardwoods</b>                      4243 S Noland Road • Independence, MO                      816.373.1710  <a href="http://metrohardwoodsinc.com">metrohardwoodsinc.com</a>                      Hardwood lumber, plywood, finishes, saw blades and bits.</p>	<p><b>10%</b>                      Show current membership card on order/payment</p>
	<p><b>Neal Ray's Photography</b>                      9 E Kansas Street • Liberty, MO                      816.582.5968  <a href="mailto:nealraysphoto@gmail.com">nealraysphoto@gmail.com</a>                      Photographic studio portraits.</p>	
<p><b><u>SUPERIOR GRINDING</u></b></p>	<p><b>Superior Grinding</b>                      5315 Raytown Road • Raytown, MO                      816.561.8665  <a href="http://superiorgrindingllc.webstarts.com">superiorgrindingllc.webstarts.com</a>                      Sharpening tools used by professionals and homeowners.</p>	<p><b>10%</b>                      Show current membership card on order/payment</p>





## MEMBER PROJECTS - GARY HOLTERMAN & WAYNE PETERSON

### **Gary Holterman Plant Stand**

**Materials Used:** Red Oak

**Finish Used:** Rubio Monocoat+2C Pure

**Points of Interest:** Spindles, Figure-8s to  
Hold Top to Base

**Challenges Encountered:** Mortise and  
Tenon Joints, Glue-up was One Step



**Photos Courtesy  
Neal Ray Shoger**



**Wayne Peterson  
Coping Saw**

# OCTOBER 2023 - MACHINE SAFETY REVIEW

## Lathe

The lathe rotates a workpiece about an axis to permit shaping, sanding, and other operations. Lathes are used to create a wide variety of things, from pens to bowls and more.



### Safety Rules

1. Select stock carefully and inspect it closely before undertaking a project. Avoid using wood with knots or splits.
2. Rough out your workpiece with a band saw before mounting it on the lathe.
3. When using the lathe, you must wear a full face shield *in addition to* your safety glasses with side shields.
4. Snug the tailstock center against the work and lock it. Lubricate the tailstock center if it is not a ball-bearing center.
5. Position the tool rest a little below center of the workpiece and no further than 1/8" from it. Stop the lathe periodically as you work to adjust the rest as the workpiece diameter decreases.
6. With the workpiece held in the lathe, rotate it by hand to be sure that it clears the tool rest.
7. Never adjust the position of the tool rest while the lathe is running.
8. Before turning on the power to the lathe, make sure the lathe is set to the lowest possible speed and that the stock is secure. Stand to the side of the machine on the initial start-up in case the workpiece flies off the lathe as it gets up to speed.
9. Keep tools off the lathe bed. Keep the woodturning tools on your side of the lathe so you don't have to reach over the workpiece for them.
10. Keep the woodturning tools sharp. A dull chisel requires excessive feed pressure.
11. Hold the turning chisel firmly and brace it securely against the tool rest.
12. Make contact with the work cautiously, and then slowly make the cut more aggressive.
13. Don't use your fingers to check the work for roundness while the lathe is running, especially during roughing operations. Stop the lathe to check the progress, or rest the blade of the tool lightly against the work as it turns.
14. Clean up wood shavings and sawdust often. Sawdust can create a slipping hazard.
15. Remove the tool rest before sanding or polishing on the lathe.
16. When sanding, remember that the spinning stock will cause the sandpaper to heat up from friction. So sand on a low speed; sand on the back side of the stock.

## PLEASE SUPPORT OUR KCWG SPONSORS

COMPANY NAME	ADDRESS/WEBSITE/DESCRIPTION	KCWG DISCOUNT AMOUNT
	<b>Schutte Lumber Company</b> 3001 Southwest Blvd. • Kansas City, MO 816.753.6262 • <a href="http://schuttelumber.com">schuttelumber.com</a> Timbers, cedar, siding and pattern profiles, specialty hardwoods, treated lumber, Festool power tools, decking, fasteners and hangars.	<b>10%</b> Show current membership card on order/payment
   <i>Phillips Safety Products, Inc.</i>	<b>Phillips Safety Company</b> Middlesex, NJ 888.245.6638  <b>Three websites to serve KCWG members, each offering a 25% member discount (Use code KCWG25)</b>  <a href="http://rx-safety.com">rx-safety.com</a> - Prescription safety glasses, reading and magnifying glasses, hearing protection  <a href="http://myeyewear2go.com">myeyewear2go.com</a> - Eyeglasses, sunglasses, prescription sunglasses, sports and specialty glasses  <a href="http://phillips-safety.com">phillips-safety.com</a> - Laser safety glasses, welding	<b>25%</b> INPUT coupon code KCWG25 to receive discount
	<b>Katsura Cutlery</b> Houston, TX <a href="http://katsuracutlery.com">katsuracutlery.com</a>  Knives, knife blanks and knife making instructions.	<b>10% 15 - 20%</b> on some sales items Identify KCWG membership on order
	<b>Lee Valley</b> Reno, NV 888.983.1865 <a href="http://Leevalley.com">Leevalley.com</a>  Hand tools, power tools, hardware and accessories.	<b>15%</b> educational Application form available at Guild
	<b>Liberty Hardwoods</b> 3900 N Kentucky Avenue • Kansas City, MO 816.231.0852 <a href="http://libertyhardwoodsinc.com">libertyhardwoodsinc.com</a> Hardwood lumber, plywood, trim, hardware and accessories.	<b>10%</b> Show current membership card on order/payment
	<b>The Urban Lumber Company</b> 7200 E Hwy 40 • Kansas City, MO 816.888.7947 • <a href="http://urbanlumberco.com">urbanlumberco.com</a> Locally harvested wood. Custom milling, green and dried lumber, table bases and PVC stickers.	<b>10%</b> Show current membership card on order/payment




# OCTOBER 2023 OPEN SHOP SCHEDULE

day	October	Date	9am	10	11	12	1	2	3	4	5	6	7	8	9pm
Sunday	October	1		Chuck Saunders					Chris McCauley						
Monday	October	2						Ron Haw				Gary Strohm			
Tuesday	October	3	Gary Creek			Craig Arnold							Kara Paris		
Wednesday	October	4										LC Meeting			
Thursday	October	5	Gary Mielke									Training			
Friday	October	6			Mike Faulkner										
Saturday	October	7	Mike Jones					Basic Skills Class Free Just Show Up	George Rexroad						
Sunday	October	8		Rob Young					Mark Waugh						
Monday	October	9	John Sloss				Ron Haw					Woodturners General Meeting			
Tuesday	October	10	Matt Nowak			Ron Lomax			Craig Arnold			Roland Mohler			
Wednesday	October	11	Bob Caldwell									Scrollsaw SIG			
Thursday	October	12	Gary Mielke									Training			
Friday	October	13		Curtis Alexander				Ed Stewart				Barb Hinton			
Saturday	October	14	Dave Kraatz				Norm Carpenter								
Sunday	October	15		Chuck Saunders					Chris McCauley						
Monday	October	16	Jerry Thompson					Ron Haw				Gary Strohm			
Tuesday	October	17	Gary Creek			Craig Arnold								CNC SIG 6:30	
Wednesday	October	18					Tim Locke					General Meeting			
Thursday	October	19	Gary Mielke									Training			
Friday	October	20			Mike Faulkner							Kenan Orhan			
Saturday	October	21	Dave Kraatz					Tom Smoller							
Sunday	October	22		Rob Young				Handtool SIG	Wayne Peterson						
Monday	October	23	John Sloss					Ron Haw				Kolton Stimpert			
Tuesday	October	24	Matt Nowak			Ron Lomax			Craig Arnold			Roland Mohler		Carving SIG	
Wednesday	October	25	Bob Caldwell									Kevin Thomas		Laser SIG	
Thursday	October	26	Gary Mielke									Training			
Friday	October	27						Ed Stewart				Rick Chandler			
Saturday	October	28	Dave Kraatz				Don Steele		Joshua Baldwin						
Sunday	October	29		Chuck Saunders											
Monday	October	30						Ron Haw							
Tuesday	October	31	Gary Creek			Craig Arnold						Rick Chandler			

Edited SEPTEMBER 27, //2023

# TAYLOR TOOLWORKS



VISIT TAYLOR TOOLWORKS at

[WWW.TAYTOOLS.COM](http://WWW.TAYTOOLS.COM)

**TENTATIVE**

# NOVEMBER 2023 OPEN SHOP SCHEDULE

November	Date	9am	10	11	12	1	2	3	4	5	6	7	8	9pm
Wednesday	November 1												LC Meeting	
Thursday	November 2	Gary Mielke											Training	
Friday	November 3			Mike Faulkner										
Saturday	November 4	Mike Jones					Basic Skills Class Free Just Show Up		George Rexroad					
Sunday	November 5		Chuck Saunders					Chris McCauley						
Monday	November 6						Ron Haw						Gary Strohm	
Tuesday	November 7	Gary Creek			Craig Arnold								Kara Paris	
Wednesday	November 8	Bob Caldwell											Scrollsaw SIG	
Thursday	November 9	Gary Mielke											Training	
Friday	November 10		Curtis Alexander				Ed Stewart						Barb Hinton	
Saturday	November 11	Dave Kraatz				Norm Carpenter								
Sunday	November 12		Rob Young						Mark Waugh					
Monday	November 13	John Sloss				Ron Haw							Woodturners General Meeting	
Tuesday	November 14	Matt Nowak			Ron Lomax			Craig Arnold					Roland Mohler	
Wednesday	November 15					Tim Locke							General Meeting	
Thursday	November 16	Gary Mielke											Training	
Friday	November 17			Mike Faulkner									Kenan Orhan	
Saturday	November 18	Dave Kraatz					Tom Smoller							
Sunday	November 19		Chuck Saunders						Chris McCauley					
Monday	November 20	Jerry Thompson					Ron Haw						Gary Strohm	
Tuesday	November 21	Gary Creek			Craig Arnold									CNC SIG 6:30
Wednesday	November 22	Bob Caldwell											Kevin Thomas	
Thursday	November 23	Thanksgiving Day				Thanksgiving Day				Thanksgiving Day			Lasers SIG	
Friday	November 24			No Open Shop			No Open Shop			Thanksgiving Day			No Open Shop	
Friday	November 24						Ed Stewart						Rick Chandler	
Saturday	November 25	Dave Kraatz				Don Steele			Joshua Baldwin					
Sunday	November 26		Rob Young				Handtool SIG		Wayne Peterson					
Monday	November 27	John Sloss					Ron Haw						Kolton Stimpert	
Tuesday	November 28	Matt Nowak			Ron Lomax			Craig Arnold					Roland Mohler	
Wednesday	November 29												Carving SIG	
Thursday	November 30	Gary Mielke											Training	

Updated on SEPTEMBER 27, 2023



## GUILD ACTIVITIES AT THE SHOP

Always check the guild website before leaving home to be sure that a scheduled event is actually taking place.

There will also be times when the shop will be closed to open shop periods due to a special meeting, class or event. These closures will be clearly noted on the monthly open shop schedule and are typically highlighted by a color other than the green background that normally indicates an open shop period.

### BOARD, LEADERSHIP, COMMITTEE & GENERAL CONTACTS DIRECTORY

President .....	Cal Hobbs .....	<a href="mailto:president@kcwg.net">president@kcwg.net</a>
Vice-President.....	Ron Haw .....	<a href="mailto:vicepresident@kcwg.net">vicepresident@kcwg.net</a>
Secretary.....	David Roth .....	<a href="mailto:secretary@kcwg.net">secretary@kcwg.net</a>
Treasurer.....	John Steyer .....	<a href="mailto:treasurer@kcwg.net">treasurer@kcwg.net</a>
Member-at-Large.....	Craig Arnold .....	<a href="mailto:memberatlarge@kcwg.net">memberatlarge@kcwg.net</a>
Director of Assets .....	Chuck Saunders .....	<a href="mailto:assets@kcwg.net">assets@kcwg.net</a>
Director of Communications.....	Brian Rorabaugh .....	<a href="mailto:communications@kcwg.net">communications@kcwg.net</a>
Director of Events .....	Chris McCauley .....	<a href="mailto:dir.events@kcwg.net">dir.events@kcwg.net</a>
Librarian.....	Don Steele .....	<a href="mailto:librarian@kcwg.net">librarian@kcwg.net</a>
Newsletter Editors.....	Ron Haw & Stephan Vandenbroucke .....	<a href="mailto:newsletter@kcwg.net">newsletter@kcwg.net</a>
Director of Membership .....	Jim Berard.....	<a href="mailto:dir.membership@kcwg.net">dir.membership@kcwg.net</a>
Director of Programs .....	Matt Nowak.....	<a href="mailto:dir.programs@kcwg.net">dir.programs@kcwg.net</a>
Director of Safety .....	Steve Venne.....	<a href="mailto:dir.safety@kcwg.net">dir.safety@kcwg.net</a>
Director of Sponsorship.....	Duane Miller .....	<a href="mailto:dir.sponsorship@kcwg.net">dir.sponsorship@kcwg.net</a>
Director of Training .....	Kevin Thomas.....	<a href="mailto:traininggroup@kcwg.net">traininggroup@kcwg.net</a>
Asst Director of Training.....	Brent Murphy.....	<a href="mailto:assisttraining@kcwg.net">assisttraining@kcwg.net</a>
Videos - Questions, comments & suggestions.....		<a href="mailto:teamvideo@kcwg.net">teamvideo@kcwg.net</a>
Web Master.....	Open .....	<a href="mailto:webmaster@kcwg.net">webmaster@kcwg.net</a>

### ESSENTIAL LINKS & SERVICES

Kansas City Woodworkers Guild Website.....	<a href="https://kcwg.org">https://kcwg.org</a>
Guild Training and Available Classes .....	<a href="http://kcwg.org/classes/">http://kcwg.org/classes/</a>
Members Only Section (Password Rqd).....	<a href="http://kcwg.org/member-only-area/">http://kcwg.org/member-only-area/</a>
Guild Photo Bank and Upload Center.....	<a href="https://member.kcwg.org/photo-submission/">https://member.kcwg.org/photo-submission/</a>
Place a Classified Ad .....	<a href="mailto:classifieds@kcwg.net">classifieds@kcwg.net</a>
Project Storage Area (rental and questions).....	<a href="mailto:storage@kcwg.net">storage@kcwg.net</a>
KCWG Facebook Page.....	<a href="https://www.facebook.com/kcwg">https://www.facebook.com/kcwg</a>
KCWG Videos .....	<a href="https://kcwg.org/videos">https://kcwg.org/videos</a>

#### KANSAS CITY WOODWORKERS' GUILD SPECIAL INTEREST GROUPS (SIG'S)

Carving SIG .....	<a href="mailto:carvingSIG@kcwg.net">carvingSIG@kcwg.net</a>
CNC SIG .....	<a href="mailto:cncSIG@kcwg.net">cncSIG@kcwg.net</a>
Hand Tool SIG .....	<a href="mailto:handtoolSIG@kcwg.net">handtoolSIG@kcwg.net</a>
Laser SIG .....	<a href="mailto:laserSIG@kcwg.net">laserSIG@kcwg.net</a>
Scroll Saw SIG .....	<a href="mailto:scrollsawSIG@kcwg.net">scrollsawSIG@kcwg.net</a>

VISIT  
THE KANSAS CITY  
WOODWORKERS' GUILD  
ONLINE AT  
[WWW.KCWG.ORG](http://WWW.KCWG.ORG)

