

WOOD WORDS

"HOBBS"ERVATIONS

Man the weather has been awesome lately. I hope you have been getting outside and enjoying it. I have played golf a couple of times (my enthusiasm for golf widely exceeds my ability), and this weekend I made the mistake of trying to build a rock wall in my back yard. Actually was fun but I am feeling all of my years at the moment!

Last weekend I had the privilege of speaking at the Mid-Year Conference for the Society of American Period Furnituremakers (SAPFM). Other speakers included well-know craftsmen such as Mary May (carver who has taught at the Guild), Roy Underhill (yes that Roy Underhill), and the less famous but still incredible Ben Hobbs and Matt Hobbs.



For those who are not familiar with SAPFM, we are enthusiasts of American Furniture that was typically made before industrialization, such as Queen Anne, Chippendale, and Federal furniture, among others. While I love the old designs and tailor most of my projects this way, it's great to see that good joinery is still good joinery. Artisans from the 1700 were making dovetails and mortise and tenons largely the same way we do today (minus the benefits of electricity of course).

I'm the biggest proponent of period furniture in the guild, so if you're interested, please let me know.

Continued on Page 2

**PUBLISHED BY THE KANSAS CITY
WOODWORKERS GUILD**

3189 MERCIER ST * KANSAS CITY * MO * 64111

IN THIS ISSUE...

Note: You may go directly to any article in the newsletter by simply clicking on the article name below, in the Table of Contents:

- ["HOBBS"ERVATIONS 1](#)
- [Vice President's Thoughts and Comments..... 2](#)
- [Member Projects - Les Hastings 3](#)
- [Rockler to Demonstrate Sharpening on the Tormek® .. 4](#)
- [May Communication Notes and Thoughts..... 6](#)
- [From the Shop 7](#)
- [CNC SIG Roundup 9](#)
- [New Member Welcome 9](#)
- [Member Projects - Calvin Hobbs & Craig Arnold 10](#)
- [Sponsorship Comments..... 11](#)
- [Treasurer's Update..... 11](#)
- [Library- May 2023 Newsketter 12](#)
- [Member Projects - David Roth & Steve Erickson 14](#)
- [Laser Engraver SIG - May..... 15](#)
- [Member Projects - Mike M^ccauley 15](#)
- [Member Projects - Tom Smoller..... 17](#)
- [Member Projects - Bob Metzler..... 19](#)
- [May 2023 - Machine Safety Review..... 22](#)
- [May 2023 Open Shop Schedule 23](#)
- [Tentative June 2023 Open Shop Schedule 24](#)
- [Board, Leadership, Committee & General Contacts](#)
- [Directory 25](#)

Continued from page 1

My intentions is to re-charge our Missouri/Kansas SAPFM group, and would hope for some good collaboration with the Guild, like we did several years ago. Feel free to check out sapfm.org for more information.

Now for an administrative note, the search for a new location for our Guild is going well, we have some good things in the works. Too early to share

details, but we want all to be proud of our new shop building and are working towards that each week.

Keep chopping the wood!

Cal Hobbs
KCWG
President



VICE PRESIDENT'S THOUGHTS AND COMMENTS

When did traffic laws and rules become merely suggestions?

The other night while driving home from the Guild, on three separate occasions, I had cars in front of me that either ran the stop sign, went straight through a stoplight, or barely paused, then drove through a red light, into the path of oncoming cross-traffic. That started me thinking about the rules at the Guild. Recently I've seen members walk away from running machines, leave dust collectors running when not in use, and leave a mess on and around when they finish using the machine.

Leaving a tool running is dangerous if someone walks up to use the tool and doesn't realize it's actually still running. Leaving the dust collector running just taxes the collector and adds to the

noise level in the Guild.

Everyone at the Guild is a volunteer, please clean up your mess after you finish. The foremen are there for your safety, to offer assistance and their knowledge, but not as your personal clean up crew.

Please don't be the jerk that runs through the red light barely avoiding cross-traffic. Follow the rules, help with Guild projects, clean up after yourself, and if necessary help clean up from the member that just slowed down instead of a full stop at the stop sign.

Mike McCauley
Vice-President



DO YOU HAVE a Committee Meeting, SIG Team Meeting, Training Meeting or other meeting that you need to schedule?


HOLD YOUR MEETING ONLINE!

All that you need to do to set up your meeting is send a message to: communications@kcwg.org with the email addresses of the people you want to invite, the date and time of your meeting and we will set the meeting up for you.

THAT'S ALL THAT THERE IS TO IT!

MEMBER PROJECTS - LES HASTINGS

Les Hastings



Les Hastings

**Photos
Courtesy
Neal Ray
Shoger**



Les Hastings



**ROCKLER TO
DEMONSTRATE
SHARPENING ON THE
TORMEK®**

One thing that woodworkers will agree upon is the we need to use sharp tools to do good work and to be safe. This is probably most important for hand tool users, wood carvers, and woodturners, but even kitchen knives work best when they are sharp. There are many options for sharpening tools and one of them is to use a slow-turning, water-cooled grinding wheel like the Tormek that we have in the Hand Tool room. If you know how to use it properly, the Tormek is a valuable tool to have. That's the catch, though, very few of us can walk up to that machine and use it properly, so it mostly just sits there. That may be a good thing in that people who don't know how to use it haven't destroyed it.



To educate us about how to use the Tormek and to introduce us to any new attachments, the folks at Rockler, one of our sponsors, have agreed to demonstrate the proper use of and the potential other uses of the machine.

They will cover both flat blades and curved tools like those used for turning and for carving. They will even cover sharpening your

kitchen knives and pocket knives.

I'm excited because I really would like to learn to sharpen my tools, both the flat ones and the curved ones. This may also make a difference in how well the plane blades and chisels will be kept. The more members that we have with the knowledge to properly sharpen those tools, the better. I always want to put the tools back clean and sharp, but I'm never sure about sharpening, so I don't sharpen them to avoid the risk of ruining a good blade.

After this meeting you should be more comfortable with using the Tormek and more confident that you're not going to ruin the sharpener or the tool by mis-using it. I hope to see you there and I may bring a kitchen knife to be sharpened by the experts at Rockler.



**Matthew
Nowak**
Director of Programs

TAYLOR TOOLWORKS



VISIT TAYLOR TOOLWORKS at

WWW.TAYTOOLS.COM

MAY COMMUNICATION NOTES AND THOUGHTS

Spring is upon us and with it will come the cleanout of our home workshops and garage spaces. As you venture into the stacks of equipment (that you always intended to use but never got around to). Remember the guild classifieds and drop us a line. Or better yet consider a donation to the guild raffle if the item is worthy.

Newsletter...

Please welcome Stephan Vandenbroucke to the Editor staff of our Guild newsletter. Ron Haw will be getting him up to speed on the newsletter and its formatting. We searched far and wide for a person with these unique skills and are happy to have him on board.

Website...

New classes have been announced and are filling up quickly. Please see the Guild web calendar for more information on what/when/where. Additional content has been added to the Guild Business section and broken links have been repaired.

Thank you...

Thank you to Mr. John Waltemeyer for pointing out an excellent program that came highly recommended on the Discovery Plus, Magnolia, HBO Max platforms. The show is called "The Craftsman" and is about **so much more** than just woodworking. As The program's subject Eric Hollenbeck says in every story there are 2 distinct story lines. Master craftsman and woodworker Eric



Hollenbeck is in the restoration business, taking historic homes and forgotten treasures around his hometown of Eureka, California, and giving them new life. Apart from the White House, Eric has also created masterpieces for state parks, historic cathedrals, and Russian East Orthodox churches. Eric Hollenbeck co-owns the company along with his family and also runs a woodworking school. Blue Ox Millwork's School for Veterans, a nonprofit teaches craftsmanship skills to returning soldiers.

Hollenbeck was tasked with recreating the historic hearse that carried Abraham Lincoln's body. At Blue Ox, Vietnam veteran and millworks owner Eric Hollenbeck led a team of nine Afghanistan and Iraq vets in their effort to help restore the vehicle that carried the body of Lincoln. The idea was not just to rebuild the hearse, but to help veterans bond and re-integrate into society. The project was a labor of love for veterans, who have done their part and passed it along to the next soldier-turned-craftsman in preparation for the 150th anniversary of Honest Abe's funeral.

Here are a few of the episode names which will give you an idea of the breadth of this show's message....

Continued on Page 7

Continued from page 6

Creating the Craftsman	<u>Click Here to Watch this Episode</u>
Connection to Trees	<u>Click Here to Watch this Episode</u>
Preserving History	<u>Click Here to Watch this Episode</u>
Building Community	<u>Click Here to Watch this Episode</u>
Keeping Memories Alive	<u>Click Here to Watch this Episode</u>
Finding Yourself	<u>Click Here to Watch this Episode</u>
Importance of Relics	<u>Click Here to Watch this Episode</u>
Teaching a Trade	<u>Click Here to Watch this Episode</u>
Craftsman's Tenacity	<u>Click Here to Watch this Episode</u>

Take some time to enjoy this fantastic series. Two seasons have been completed and a Veterans Day special is reportedly in the works. For the above links to play, a subscription to Magnolia Network may be required, but there is a seven day trial available. If you know of other shows that may be of value to share with the Guild Membership, please forward them and we'll publish the links in a future newsletter.

Brian Rorabaugh

*Director of
Communications
& Webmasterr*



FROM THE SHOP

Today I'm going to point the spotlight in a different direction. I want to call attention to a single member of our Guild. Before anyone breaks out into a cold sweat, I'm talking about recognizing someone for the good they do for the Guild. Over the years a lot of equipment has broken or worn out, often because of a less than stellar design. What do you do then? Order a replacement and you get another poorly, er, less than stellar designed part. It takes a special set of skills to rescue us in this situation. Duct tape, epoxy and wooden replica parts will only take you so far. Who you gonna call? John VanGoethem! John is your typical everyday mild mannered master machinist who does excellent work in minimal time. You may know John from his monthly donation



of box clamp sets and Moxon vise hardware kits to the raffle, but wait, there's more. You are likely to see John volunteering on Guild projects like the Turfbox project. John has saved our bacon (Mmmm bacon) more than once. Recently we discovered that the Grizzly Resaw bandsaw top wheel had worn the bore to the point the bearings were loose in the wheel. John picked up the wheel on Wednesday at the monthly meeting and dropped off the repaired wheel better than new on Friday morning. The wheel is out of stock at Grizzly and expected to arrive in September. So there you have it - Grizzly will have the resaw back in operation in 5 months, John had us back in business in 2 days. Talk about a great resource for the Guild to have.

I hear you, that's great, I wish I could help you but I'm no machinist. You are missing the most admirable gift John gives the Guild, he gives of his time. The most precious resource any of us has in our kit.

Chuck Saunders

Director of Assets




JIG OF THE MONTH!

**SAVE
25%**



Beautify and strengthen mitered joints using dowels at a 45° angle!

Guides make it easy to drill angled holes for decorative dowels across mitered corners



\$29⁹⁹
**CORNER KEY
DOWELING JIG**

Reg. \$39.99 SKU: 59517

Includes 1/8", 1/4" and 3/8" drill guide assemblies

NEW, IMPROVED, AND AWARD-WINNING!

One hose "clicks" into a dedicated FlexiPort, which locks onto each tool. Ideal for bench top projects!



\$49⁹⁹
**DUST RIGHT® FLEXIPORT
POWER TOOL HOSE KIT,
3' TO 12' EXPANDABLE HOSE**

SKU: 68966



**HAVE YOU
SEEN THIS?**

\$12⁹⁹

UNIVERSAL FENCE CLAMPS

Hold shop-made fences to table saws, band saws, cutoff saws, router fences and more

Reg. \$24.99 SKU: 31373

WHILE SUPPLIES LAST



**SAVE OVER
45%**



SPRING STOCK UP SALE PRICING VALID 4/28 - 6/1/23
15340 W 119th St. • Olathe, KS 66062 • (913) 815-2002 • Rockler.com
Please check Rockler.com for current store hours.

Visit Rockler at: www.rockler.com

CNC SIG ROUNDUP **CNC SPECIAL INTEREST GROUP (SIG) WILL MEET ON TUESDAY, MAY 16TH AT 6:30 PM.**

The CNC SIG will meet on Tuesday, May 16 at 6:30pm in the Guild Library. The SIG is open to all members and their guest.

As is customary there will be a time for “Show and Tell” where individuals can share projects they are working on that involved use of the CNC.

This is a great time to share your successes as well as problems and challenges you encountered.

Also planned is a demonstration of the use of the Vertical Table to machine a mortise and tenon joint.

The Legacy Maverick CNC has been out of service for several days this month while Bob Detwiler and I have been doing some fine tuning of the Turning Center and installing a new coolant pump for the spindle. It is anticipated that there will be several more service interruptions over the next several months as we make further improvements. The membership will be notified by email of any extended interruptions to availability of the CNC.



If you have an interest in learning more about the CNC and its capabilities you are encouraged to join us on Tuesday May 16 for the SIG.

Ed Stewart
CNC SIG
Co-Coordinator



PLEASE JOIN US IN WELCOMING THESE 13 NEW MEMBERS WHO JOINED THE GUILD IN LATE APRIL & EARLY MAY

FIRST NAME.....	LAST NAME	HOMETOWN	STATE	MEMBERSHIP	JOINED
Rebecca	Banning.....	Kansas City.....	MO.....	WW+	4/13/2023
Kevin.....	Griffen.....	Overland Park.....	KS.....	Benefactor	4/13/2023
Daniel	Gonzalez.....	Gardner.....	KS.....	WW+	4/15/2023
Peter.....	Fortmeyer	Kansas City.....	MO.....	WW+	4/16/2023
Luke	Amey.....	Kansas City.....	MO.....	Sawdust.....	4/21/2023
Jake.....	Jones.....	Kansas City.....	MO.....	Sawdust.....	4/21/2023
Jesse.....	Herlocker.....	Kansas City.....	MO.....	Sawdust.....	4/24/2023
Marty.....	Hill.....	Kansas City.....	MO.....	Senior.....	4/25/2023
Gary.....	Gass.....	Gladstone.....	MO.....	Benefactor	5/2/2023
Michael.....	Scanlon	Kansas City.....	MO.....	WW+	5/2/2023
Dennis	Wood.....	Kansas City.....	MO.....	WW+	5/3/2023
Eric.....	Oman	Leawood	KS.....	Benefactor	5/5/2023
Violet.....	Oman	Leawood	KS.....	Benefactor	5/5/2023

Current Membership 887

MEMBER PROJECTS - CALVIN HOBBS & CRAIG ARNOLD




Calvin Hobbs

Edenton Armchair

Materials Used: Magogany

**Photos Courtesy
Neal Ray Shoger**



Craig Arnold
Mandala

Materials Used: 1/8" Plywood

Finish Used: Acrylic Paint

SPONSORSHIP COMMENTS

Our sponsors provide discounts on products to members and donations of money, materials and products to the Guild. Please thank and continue your support of Sponsors. Please remember that all items within the sponsor facility may not be available for the Guild discount. Discount and contact information is indicated within the Guild newsletter each month.

In addition to our sponsors identified by their logo throughout this newsletter, we would like to thank the following for their gifts:

Donation to Raffle Table – April

Anonymous:Bench
 Dovetail Jig
 Dustright Elbow/Hose
 Mortise & Tenon Jig
 SawStop Cap

Matt Nowak: Veneer

Taylor Tools: 1-2-3 Block Set

John VanGoethem: Frame Clamp Set

Prizes on the Raffle Table at each Member Meeting have been donated by members, estates and, mainly, by our sponsors. Donations by fellow members include excess materials, class projects, duplicate tools and whatever the spouse may refer to as trash. Look around your home shop and Guild storage areas. If you need additional work or storage space, keep the Raffle Table in mind. I like to recognize those that donate. If you aren't comfortable being recognized for your donation, that works also.

Duane Miller
 Director of Sponsorship



TREASURER'S UPDATE



Hello! My name is John Steyer. As many of you may be aware, you recently voted me in as the newest Treasurer for the Kansas City Woodworkers Guild. I

am excited to be able to help out in this capacity and look forward to getting to know all of you. I want to personally thank Gary Mielke for his dedication and commitment to the Guild and his 10 + years of service as Treasurer. I have big shoes to fill.

A little bit of background about me. I joined the guild in August 2021, just as my youngest daughter was heading off to college. I have 4 children, ages 20-29 and have been married to my wife, Lisa, for 33 years this May. The guild has given me a wonderful opportunity to build things, again, which is quite relaxing. I have worked in IT for the past 20 years, with 15 of those years supporting financial systems. I am an active CPA in KS and worked for two non-profits in the 1990s/early 2000s as Treasurer & Finance Director.

As you also may have heard, the guild's lease is not being renewed after May 31, 2024, and the Board of Directors is actively looking for our next home. I will be assisting in creating a new budget for the guild, based on the future move, to insure that we can meet our obligations for our members and our vendors. More to come on that subject in the upcoming months.

Our monthly Statements of Operations are available in the Members Only area of the website in the Financial section. Please review the reports and let me know if you have any questions. The treasurer email is treasurer@kcwg.net

Sincerely,

John Steyer
 Treasurer



LIBRARY- MAY 2023 NEWSKETTER

We are continuing to locate duplicate items in the Library online catalog and then determine if these items are actually on the shelves or checked out. Please look to see you have any Guild books and if so, please return them. If you wish to see if you have any items checked out (you do need your membership number)

- Open the Library Home page. (<https://www.librarycat.org/lib/KCWGLibrary>).

In the upper right corner are three symbols - box with a person, KCWG, and a sketch of a cat. Click the box with

the person. The other two refresh the page. You should see a box titled "Sign in to Your Account" with a place to enter your Patron ID (your Membership Number). Click Sign In and you should see any book that is checked out. If you have already returned this book, let us know (email librarian@kcwg.org). There are many ways books can return to the Library and not get checked back in.



We will be selling surplus and duplicate books at the General Meeting for the bargain price of \$1 per book

You can use your web browser to view the library book and dvd catalog online by going to the Guild website (kcwg.org) home page and clicking "Resources" from the "About" tab dropdown menu. This will take you to the Library page and you can click "Visit the KCWG Library". The catalog can also be searched through the computer on the desk in the Library. See the icon on the desktop of the computer. The Guild computer is on the desk in front of the dvd storage. The other computer belongs to the Turners. You can search the online catalog by Category, Author, Title, or Call Number. If you have trouble getting a book checked out or any other Library issue please send an email to: librarian@kcwg.org. The digital magazines can be accessed by clicking on the icons at the top of the desktop screen on the Library computer. The digital archives are not part of the online catalog and can only be viewed in the Library. Items that are returned should be placed in the container on the desk marked "Returns" and we will take care of them. There is also a container for items to be reshelved.



Don Steele
KCWG
Librarian

YOUR SAFETY COMMITTEE IS LOOKING FOR YOUR HELP

Your Safety committee is looking for committee members and potential actors/spokesman or someone who is comfortable to be in front of a camera in a safety video.

Contact us at safety@kcwg.net

PHILLIPS SAFETY PRODUCTS, INC.



Phillips Safety Products, Inc.

Specialized Industrial Safety & Medical Products

- Laser Safety
- Welding and IR Safety
- Radiation Protection
- Hot Glassworking Eyewear

Visit our website at
www.phillips-safety.com



Choose from a wide range of prescription safety glasses & other safety products.

Check us out at
www.rx-safety.com



Eyeglasses starting at **\$27.00!**

For more information visit us at
www.myeeyewear2go.com



MEMBER PROJECTS - DAVID ROTH & STEVE ERICKSON



David Roth

15th Century Fireplace Bellows

· 25 years Old

· 1 Week Old

Finish Used: Shellac, Satin Varnish, Wax

**Photos Courtesy
Neal Ray Shoger**



Steve Erickson
Keepsake Box

Materials Used: Maple & Curly Maple

Finish Used: 3 coats each of
Shellac & Poly

Challenges Encountered: Mitters

LASER ENGRAVER SIG - MAY

Laser Engraver SIG meets the fourth Wednesday of the month at 7 PM. If you wish to be trained to use the laser engraver join us at the meeting and we will do the required training immediately following the SIG.

Once again in May we're up against a deadline with the turf-boxes.

Please remember that Guild projects take priority, especially if a deadline is involved. The turf-box project provided us the means to obtain the laser engraver.

Soon the build team will get the additional turf boxes stained and lacquered. So there will be additional limits to open access of the laser engraver, exact times TBD.

Recently Mike did an audit of the laser engraver computer. There were multiple personal projects removed. Remember that all personal projects must be transferred by a thumb drive and saved to a thumb drive. Do not save personal projects to the laser engraver computer. This is different from the CNC computer rules.

If you have made something using laser engraver, bring it for show 'n tell at the SIG meeting, May 24 at 7:00pm.

Keep your little light burning,

**Curtis
Alexander**
Laser Engraver SIG
Co-Lead



the

**Mike
McCauley**
Laser Engraver SIG
Co-Lead



Kansas City Woodworkers'
Guild's new Rabbit Laser Engraver

MEMBER PROJECTS - MIKE M^CCAULEY

**Mike
McCauley**
**Hatchet Handle
(Scales)**

Materials Used:
Walnut & Brass Pins



**Photos Courtesy
Neal Ray Shoger**

PLEASE SUPPORT OUR KCWG SPONSORS

COMPANY NAME	ADDRESS/WEBSITE/DESCRIPTION	KCGW DISCOUNT AMOUNT
	L&K Hardwoods (Mahogany Sponsor) 3101 N Lentz Road • Independence, MO 816.249.4400 landkhardwoods@gmail.com • landkhardwoods.com Custom milling, kiln drying, hardwood lumber, live edge slabs, and custom furniture.	10% Show current membership card on order/payment
	Taylor Toolworks (Mahogany Sponsor) Columbia, MO 573.397.6432 taytools.com Specialty hand tools, supplies and fixture and jig hardware.	10% INPUT coupon code KCWG10 to receive discount
	Rockler (Cherry Sponsor) 15340 West 119th Street • Olathe, KS 763.478.8214 rockler.com/olathe-store	10% Show current membership card on order/payment-Some Restrictions May Apply
	Walrus Oil (Cherry Sponsor) Springfield, MO 816.848.8598 • https://walrusoil.com/ Oil and wax finishes for cutting boards, furniture and leather and waterless skincare.	10% Identify KCWG membership on order Coupon Code: KCWG
	Lie-Nielsen Toolworks (Cherry Sponsor) Warren, ME 207.273.2520 lie-nielsen.com Hand tools, sharpening and tool care products, workbenches	10% Offered only on purchases made at the annual guild tool show. Must show current membership card on order/
	 (Pine Sponsor) Phone: 816.330.3596 13585 45 Highway Platte City, MO 64079 Hours: MON - FRI 8:30AM - 4:30PM	

MEMBER PROJECTS - TOM SMOLLER



**Tom Smoller
Corner Columns**

Materials Used: Cherry

Finish Used: None

Points of Interest: Bed-in-Cove
Bottom 6"

**Photos Courtesy
Neal Ray Shoger**



PLEASE SUPPORT OUR KCWG SPONSORS

COMPANY NAME	ADDRESS/WEBSITE/DESCRIPTION	KCVG DISCOUNT AMOUNT
 <p>Schutte LUMBER CO. Since 1880</p>	<p>Schutte Lumber Company 3001 Southwest Blvd. • Kansas City, MO 816.753.6262 • schuttelumber.com Timbers, cedar, siding and pattern profiles, specialty hardwoods, treated lumber, Festool power tools, decking, fasteners and hangars.</p>	<p>10% Show current membership card on order/payment</p>
   <p>Phillips Safety Products, Inc.</p>	<p>Phillips Safety Company Middlesex, NJ 888.245.6638</p> <p>Three websites to serve KCWG members, each offering a 25% member discount (Use code KCWG25)</p> <p>rx-safety.com - Prescription safety glasses, reading and magnifying glasses, hearing protection</p> <p>myeyewear2go.com - Eyeglasses, sunglasses, prescription sunglasses, sports and specialty glasses</p> <p>phillips-safety.com - Laser safety glasses, welding and IR safety glasses, radiation protection, glassworking eyewear</p>	<p>25% INPUT coupon code KCWG25 to receive discount</p>
 <p>KATSURA</p>	<p>Katsura Cutlery Houston, TX katsuracutlery.com</p> <p>Knives, knife blanks and knife making instructions.</p>	<p>10% 15 - 20% on some sales items Identify KCWG membership on order</p>
 <p>Lee Valley</p>	<p>Lee Valley Reno, NV 888.983.1865 Leevalley.com</p> <p>Hand tools, power tools, hardware and accessories.</p>	<p>15% educational Application form available at Guild</p>
 <p>LIBERTY HARDWOODS INC.</p>	<p>Liberty Hardwoods 3900 N Kentucky Avenue • Kansas City, MO 816.231.0852 libertyhardwoodsinc.com</p> <p>Hardwood lumber, plywood, trim, hardware and accessories.</p>	<p>10% Show current membership card on order/payment</p>
 <p>amazon smile You shop. Amazon gives.</p>	<p>Amazon Smile smile.amazon.com</p> <p>On-line power equipment, tools accessories, etc.</p>	<p>No Guild discounts. However, a percentage of all sales are given to the Guild</p>

MEMBER PROJECTS - BOB METZLER



**Bob Metzler
Plaque**

**Photos Courtesy
Neal Ray Shoger**

**Bob Metzler
Four Piece
Impossible Puzzle**

Materials Used: Oak


Finish Used: None


Points of Interest: Simply Difficult

Challenges Encountered: Keeping
track of the angle



PLEASE SUPPORT OUR KCWG SPONSORS

COMPANY NAME	ADDRESS/WEBSITE/DESCRIPTION	KCWG DISCOUNT AMOUNT
	<p>Woodcraft 8645 Bluejacket Road • Lenexa, KS 913.599.2800 woodcraft.com/stores/kansascity Power tools and accessories, hand tools, fasteners, hardware, wood, finishes, clamps, workbenches, personal safety equipment and education.</p>	<p>10% Show current membership card on order/ payment</p>
	<p>Metro Hardwoods 4243 S Noland Road • Independence, MO 816.373.1710 metrohardwoodsinc.com Hardwood lumber, plywood, finishes, saw blades and bits.</p>	<p>10% Show current membership card on order/ payment</p>
	<p>Neal Ray's Photography 9 E Kansas Street • Liberty, MO 816.582.5968 nealraysphoto@gmail.com Photographic studio portraits.</p>	
<p><u>SUPERIOR GRINDING</u></p>	<p>Superior Grinding 5315 Raytown Road • Raytown, MO 816.561.8665 superiorgrindingllc.webstarts.com Sharpening tools used by professionals and homeowners.</p>	<p>10% Show current membership card on order/ payment</p>



Bloomer



Hardwoods

Products Available at Bloomer Hardwoods

- Ash 4/4 & 8/4
- Cedar Aromatic
- 4/4, 8/4, & 12/4
- Cherry 4/4, 8/4 & 12/4
- Maple 4/4
- Pecan 4/4 & 8/4
- Red Oak 4/4 & 8/4
- Walnut 4/4 & 8/4
- White Oak 4/4
- Plywood for Cabinets
- And many other Local Hardwoods

Offered Services

- Log Milling
- Custom Drying 20,000 bf
- Planing
- Straight lining
- Glued Panels
- Wide Belt Sanding
- Profile Replication
- Custom Moulding
- Template matching of existing pattern

Phone: 816.330.3596

13585 45 Highway, Platte City, MO 64079

Hours: MONDAY - FRIDAY 8:30AM - 4:30PM

MAY 2023 - MACHINE SAFETY REVIEW

Hollow Chisel Mortiser

The hollow chisel mortiser is a specialized woodworking machine used to cut square or rectangular holes in a workpiece—most often to cut mortises for mortise and tenon joints. Similar to a drill press in many respects, it combines the cutting of a four-sided hollow chisel with the action of a drill bit in the center. The bit clears out most of the material to be removed, and the chisel ensures that the edges are square, straight, and clean.

Safety Rules

1. Turn the bit one complete revolution by hand before the power is turned on to make sure it doesn't bind.
2. Keep chisel and drill bits sharp and clean for the best and safest performance. Follow instructions for lubricating and changing accessories.
3. Make sure the workpiece is securely attached or clamped to the table. Never use your hand to hold the workpiece.
4. In cutting a mortise wider than the chisel, cut a hole at one end, then move the chisel past material about 2/3 size of the hole, and cut another hole. Continue in this manner until mortise length is achieved. Then go back to remove the material left between holes. Failure to follow this procedure will result in a ruined chisel and bit.



MAY 2023 OPEN SHOP SCHEDULE

day	May	Date	9am	10	11	12	1	2	3	4	5	6	7	8	9pm
Monday	May	1						Ron Haw					Gary Strohm		
Tuesday	May	2	Gary Creek			Craig Arnold								Kara Paris	
Wednesda	May	3	Roger Bartlett										LC Meeting		
Thursday	May	4	Gary Mielke										Training		
Friday	May	5			Mike Faulkner										
Saturday	May	6	Mike Jones					Basic Skills Class Free Just Show Up	George Rexroad						
Sunday	May	7		Chuck Saunders					Chris McCauley						
Monday	May	8	John Sloss				Ron Haw						Woodturners General Meeting		
Tuesday	May	9	Matt Nowak			Ron Lomax			Craig Arnold				Roland Mohler		
Wednesda	May	10	Bob Caldwell										Scrollsaw SIG		
Thursday	May	11	Gary Mielke										Training		
Friday	May	12		Curtis Alexander				Ed Stewart					Barb Hinton		
Saturday	May	13	Dave Kraatz				Norm Carpenter								
Sunday	May	14		Rob Young						Mark Waugh					
Monday	May	15	Jerry Thompson					Ron Haw					Gary Strohm		
Tuesday	May	16	Gary Creek			Craig Arnold								CNC SIG 6:30	
Wednesda	May	17	Roger Bartlett				Tim Locke						General Meeting		
Thursday	May	18	Gary Mielke										Training		
Friday	May	19			Mike Faulkner			Mike McCauley					Kenan Orhan		
Saturday	May	20	Dave Kraatz					Tom Smoller							
Sunday	May	21		Chuck Saunders					Chris McCauley						
Monday	May	22	John Sloss					Ron Haw					Kolton Stimpert		
Tuesday	May	23	Matt Nowak			Ron Lomax			Craig Arnold				Roland Mohler	Carving SIG	
Wednesda	May	24	Bob Caldwell										Kevin Thomas	Laser SIG	
Thursday	May	25	Gary Mielke										Training		
Friday	May	26						Ed Stewart					Rick Chandler		
Saturday	May	27	Dave Kraatz				Don Steele		Joshua Baldwin						
Sunday	May	28		Rob Young				Handtool SIG	Wayne Peterson						
Monday	May	29						Ron Haw							
Tuesday	May	30	Gary Creek			Craig Arnold							Rick Chandler		
Wednesda	May	31	Roger Bartlett												

Edited 04/29/2023

TENTATIVE

JUNE 2023 OPEN SHOP SCHEDULE

	June	Date	9am	10	11	12	1	2	3	4	5	6	7	8	9pm
Thursday	June	1	Gary Mielke									Training			
Friday	June	2			Mike Faulkner										
Saturday	June	3	Mike Jones					Basic Skills Class Free Just Show Up	George Rexroad						
Sunday	June	4		Chuck Saunders					Chris McCauley						
Monday	June	5						Ron Haw				Gary Strohm			
Tuesday	June	6	Gary Creek			Craig Arnold							Kara Paris		
Wednesday	June	7	Roger Bartlett									LC Meeting			
Thursday	June	8	Gary Mielke									Training			
Friday	June	9		Curtis Alexander				Ed Stewart				Barb Hinton			
Saturday	June	10	Dave Kraatz					Norm Carpenter							
Sunday	June	11		Rob Young						Mark Waugh					
Monday	June	12	John Sloss				Ron Haw					Woodturners General Meeting			
Tuesday	June	13	Matt Nowak			Ron Lomax			Craig Arnold			Roland Mohler			
Wednesday	June	14	Bob Caldwell									Scrollsaw SIG			
Thursday	June	15	Gary Mielke									Training			
Friday	June	16			Mike Faulkner			Mike McCauley				Kenan Orhan			
Saturday	June	17	Dave Kraatz					Tom Smoller							
Sunday	June	18		Chuck Saunders						Chris McCauley					
Monday	June	19	Jerry Thompson					Ron Haw				Gary Strohm			
Tuesday	June	20	Gary Creek			Craig Arnold							CNC SIG 6:30		
Wednesday	June	21	Roger Bartlett				Tim Locke					General Meeting			
Thursday	June	22	Gary Mielke									Training			
Friday	June	23						Ed Stewart				Rick Chandler			
Saturday	June	24	Dave Kraatz				Don Steele			Joshua Baldwin					
Sunday	June	25		Rob Young				Handtool SIG	Wayne Peterson						
Monday	June	26	John Sloss					Ron Haw				Kolton Stimpert			
Tuesday	June	27	Matt Nowak			Ron Lomax			Craig Arnold			Roland Mohler	Carving SIG		
Wednesday	June	28	Bob Caldwell									Kevin Thomas	Laser SIG		
Thursday	June	29	Gary Mielke									Training			
Friday	June	30						Ed Stewart				Norm Carpenter			

Updated on April 29, 2023

GUILD ACTIVITIES AT THE SHOP

Always check the guild website before leaving home to be sure that a scheduled event is actually taking place.

There will also be times when the shop will be closed to open shop periods due to a special meeting, class or event. These closures will be clearly noted on the monthly open shop schedule and are typically highlighted by a color other than the green background that normally indicates an open shop period.

BOARD, LEADERSHIP, COMMITTEE & GENERAL CONTACTS DIRECTORY

President	Cal Hobbs	president@kcwg.net
Vice-President.....	Mike McCauley	vicepresident@kcwg.org
Secretary	David Roth	secretary@kcwg.net
Treasurer.....	John Steyer	treasurer@kcwg.net
Member-at-Large.....	Craig Arnold	memberatlarge@kcwg.net
Director of Assets	Chuck Saunders	assets@kcwg.org
Director of Communications.....	Brian Rorabaugh	communications@kcwg.org
Director of Events	Chris McCauley	events@kcwg.org
Library - Questions, comments & suggestions.....		teamlibrary@kcwg.org
Librarian.....	Don Steele	library@kcwg.org
Newsletter Editor	Ron Haw	newsletter@kcwg.org
Director of Membership	Jim Berard.....	dir.membership@kcwg.net
Director of Programs	Matt Nowak.....	dir.programs@kcwg.net
Director of Safety	Steve Venne.....	dir.safety@kcwg.net
Director of Sponsorship.....	Duane Miller	dir.sponsorship@kcwg.net
Director of Training	Kevin Thomas.....	dir.training@kcwg.org
Asst Director of Training.....	Brent Murphy.....	assistraining@kcwg.net
Videos - Questions, comments & suggestions.....		teamvideo@kcwg.org
Web Master.....	Open	webmaster@kcwg.org

ESSENTIAL LINKS & SERVICES

Kansas City Woodworkers Guild Website.....	https://kcwg.org
Guild Training and Available Classes	http://kcwg.org/classes/
Members Only Section (Password Rqd).....	http://kcwg.org/member-only-area/
Guild Photo Bank and Upload Center.....	https://member.kcwg.org/photo-submission/
Place a Classified Ad	classifieds@kcwg.org
Project Storage Area (rental and questions).....	storage@kcwg.net
KCWG Facebook Page.....	https://www.facebook.com/kcwgw
KCWG Videos	https://kcwg.org/videos

KANSAS CITY WOODWORKERS' GUILD SPECIAL INTEREST GROUPS (SIG'S)

Carving SIG	carvingSIG@kcwg.org
CNC SIG	cnc@kcwg.org
Hand Tool SIG	handtoolSIG@kcwg.org
Laser SIG	laserSIG@kcwg.org
Scroll Saw SIG	scrollsawSIG@kcwg.org

VISIT
THE KANSAS CITY
WOODWORKERS' GUILD
ONLINE AT
WWW.KCWG.ORG

