

WOOD WORDS

"HOBBS" ERVATIONS

Howdy my fellow woodworkers! What have you all been working on lately? I'd love to see your projects, so bring them out to show and tell!

As far as projects, I have been extremely busy, but it doesn't seem like I have been able to spend much time in the shop in the last few weeks. But as always, the projects haven't gone anywhere.

As far as the guild goes, there are some interesting developments. Since Kevin Thomas wrote his article that was published in Popular Woodworking (Congrats Kevin!), other guilds have been reaching out to us to see what's the secret sauce of having such a successful group. So, congratulations to all of you for being a part of an organization that sets the standard for others around the country to aspire to!

However, the secret sauce is not that secret. We have had the great blessing of strong leadership over the last decades that were able to dream and put things into reality. The forethought to take on projects and put in the work to get our shop going really turned the corner for us. And none of the leadership could have done it without all the volunteers through the years. My hat's off to all of you. I could name names, but that might take too much space in the newsletter!

So thanks to you all again, and for those of you who enjoy the fruits of the labor of those who came before, like myself, get in there and know you are making a difference.

Happy woodworking

Cal Hobbs
KCWG
President



PUBLISHED BY THE KANSAS CITY
WOODWORKERS GUILD

3189 MERCIER ST * KANSAS CITY * MO * 64111

IN THIS ISSUE...

Note: You may go directly to any article shown below by simply clicking on the article name below:

- ["HOBBS" ERVATIONS 1](#)
- [Vice President - Comments 2](#)
- [- What a bargain! 2](#)
- [Member Projects - Anthony Harris..... 5](#)
- [From the Shop 6](#)
- [March Meeting Program..... 6](#)
- [CNC SIG Roundup 7](#)
- [From the Training Desk..... 8](#)
- [Member Projects - Craig Arnold & Ed Stewart 9](#)
- [Financial Update 10](#)
- [From The Membership Desk 10](#)
- [March Communication's Report..... 11](#)
- [Be a Part of Shaping the Guild's Future 12](#)
- [Member Projects - Fred Arnhold & Jason Stangle..... 13](#)
- [The Guild has Lost Another Friend 15](#)
- [Member Projects - Jason Swyer & Ken Grainger 17](#)
- [Laser Engraver SIG 18](#)
- [Member Projects - Kevin Thomas & Matt nowak 19](#)
- [Member Projects -Russ Amos & Wayne Peterson..... 21](#)
- [New Member Welcome 22](#)
- [March Machine Safety Review..... 25](#)
- [March 2023 Open Shop Schedule 26](#)
- [Tentative March 2023 Open Shop Schedule 27](#)
- [Board, Leadership, Committee & General Contacts](#)
- [Directory 28](#)

VICE PRESIDENT - COMMENTS - WHAT A BARGAIN!

I've been absent for a couple of months due to open heart surgery. A special thank you to Jon Lunde for making a laser engraved plaque commemorating the event.



Additionally I want to thank my Rough to Ready instructors for stepping up to fill in class dates and covering my duties as R2R coordinator. I owe a very special thank you to Chuck Saunders for covering my foreman duties in both January & February since I was limited to lifting less than ten pounds. Finally I wish to thank the many members that sent get well messages. Those messages of encouragement meant a lot.

The evening of our February General Meeting we had a couple come in early and requested a tour of the Guild. I had some time available and Chris

had the meeting preparations under control.

As I took them on tour of the Guild shop they kept comparing us to another shop they had used. They seemed quite impressed with the quality and variety of equipment we offer at KCWG. As we concluded the tour I explained our costs and safety requirements.

In response to our annual membership fee, one of them inquired, "now that's per month or per session?" I replied; "no that's annually." Their reply was; "WHAT?, that's not each month?" They explained the other shop they had used was more each month than our annual costs. With additional charges for using some of the equipment.

Kevin Thomas wrote an article for Popular Woodworking, consequently several Woodworking Guilds from other cities have reached out to the KCWG to learn how we accomplish all we do without a single paid employee.

Our Guild has the greatest volunteers in the country.

A Woodworkers Guild on the West Coast contacted KCWG. I looked at their website. They have over 1,000 members, they charge only \$75 per year. But they charge \$20 for a mandatory 4-hour safety orientation and they charge between \$150 for 4 hours of equipment usage, going up to \$600 per year to use their equipment.

KCWG charges less than \$10 per month which includes membership, safety orientation, and usage of Guild equipment. Even our Woodworker Plus membership is less than \$10.50 per month and provides a 20% discount on all Guild classes.

[Continued on Page 3](#)

Continued from page 2

One of the pleasures I have, when discussing the Guild with potential new members, is seeing their reaction when I explain all the benefits and tools available versus the annual dues. KCWG is the best bargain in KC.

The last thing I would leave you with is the classes offered at the Guild are always worth more than you pay for the class. The item made may have a value less than the cost of the class

but, the knowledge learned during the class can/will make you a better woodworker and teach you techniques that will carry to other projects.

We are very fortunate to have the resources we have at KCWG with minimal costs. But it only works because of our great volunteers. Take the opportunity to share your time and experience with others at KCWG. Just contact any member of the Leadership

Committee and we can find you a way to volunteer and be part of this great family we call KCWG.

Yours in Service,

Mike McCauley
Vice-President



will find it an interesting conversation.

With the new year, Chris, Mike, Grace, and myself are trying to bring you somewhat regular content. We are shooting at releasing at least one new podcast a month. As always, we welcome your topic suggestions. Don't forget to subscribe, comment and like to all our content. Until next month, remember to always work safe and get your sawdust on.

I hope everyone is doing good. It is nearly Spring, but Winter is not quite ready to let go. Spring brings with it renewal in all things. Recently, I sat down and spoke with Guild Training Director Emeritus, David Kraatz, on the podcast. This was a discussion about teaching and the best ways to pass on

knowledge. This episode will go live on March 5th at 7:00pm on the Guild's YouTube channel. You can find it here, <https://www.youtube.com/watch?v=X2HACPWIkKY>. As the Training Director, my other job with the Guild, I am always looking for tips on sharing the knowledge, on the craft we love. I believe you

Kevin Thomas
Director of Training



TAYLOR TOOLWORKS



VISIT TAYLOR TOOLWORKS at

WWW.TAYTOOLS.COM

MEMBER PROJECTS - ANTHONY HARRIS



Anthony Harris

Hollow Form

Materials Used: Birch

Finish Used: Danish Oil


Photos Courtesy Neal Ray Shoger

Anthony Harris

Box

Materials Used: Black & White

Finish Used: Shellac & Wax



Anthony Harris

Walnut Bowl

Materials Used: Walnut

Finish Used: Danish Oil

FROM THE SHOP



Hold it right there Bub, are you forgetting something? Before you leave the shop, take a moment to check your pockets and tool tote to make sure you're not taking Guild tools home with you. Tape measures and chisels have a way of stowing away and hitching a ride home. And we all know how hard it is to remember to bring stuff back, remember that library book sitting on the hall table so you'll remember to take it back to the library? Well it's been sitting there 6 weeks so trust me when

I say "It happens". But if it does happen to you, we

need you to bring the tools back to our shop, not just another shop. I noticed a tape measure in the cabinet with a label on it "Service Desk". Didn't come from here. We have had library books arrive in the mail from the Johnson County Library where someone returned our books to their library. Nice of them to mail it to us but highly unexpected.

So just part of your end of the shop time, after you've gathered up your project, cleaned up your work area, emptied a trash can, and sorted out the scrap bin, take one last look to make sure that tape on your belt or chisel in your apron or router in your tool tote is supposed to be there.

The next guy thanks you.



Chuck Saunders
Director of Assets

MARCH MEETING PROGRAM

About once a year, we try to do a program on safety and our Show-and-Tell last month encouraged a few folks to suggest that we have a program by the fire department concerning wood working equipment, especially dust collectors. So, the KCMO Fire Department will make such a presentation for us.

That was quite an eye-opener last month concerning having a fire start in the canvas dust collection bags. I was impressed with how just opening a bag caused a flare-up because of the introduction of oxygen to the smoldering wood dust. It was enough to burn a few hairs off his face and I'm sure that it scared him quite well.

Discovering that his fire extinguisher was not going to put out the fire, he then had to hope that he could get enough water on it before it burned down

the house. As he stated, his wife would have been really upset about that.

This could be a life-saver program for some of us, not only for home shops, but for the Guild shop, too.

Come prepared to ask questions, of course. You may be like me and figure that it will take too long for a fire truck to get to your place if you call 911 and walk or run out, so you might as well stay and fight the fire yourself. Besides, it would be embarrassing to have the Fire Department pull up. Ought to be an interesting program.



Matthew Nowak
Director of Programs

CNC SIG ROUNDUP

CNC SPECIAL INTEREST GROUP (SIG) WILL MEET ON TUESDAY, MARCH 21ST AT 6:30 PM.



Interest in learning to use the Guild CNC continues to increase. Each month a few individuals complete their orientation to the CNC operating system. Yet, there are many individuals that express an initial interest in learning to use the CNC. Often, initial attempts to learn the design software overwhelm or dissuade potential operators.

This is unfortunate. One's first project should not

be so complex that it spoils the attempt. Learning to use the CNC needs to occur in steps, small steps to be precise. Learn and understand a few basics and then build on that to complete more complicated designs.

Currently there are no formal classes at the Guild teaching the design software. Yet, there are individuals there that can assist you if you ask. Also there are many videos online to help you learn the design software.

Start with a simple project and build on that.

On March 21, 2023 the CNC SIG will meet at 6:30pm at the Guild.

Anyone interested in exploring the CNC and its possibilities are welcome to attend. **AND IT'S FREE!!!**

Ed Stewart
CNC SIG
Co-Coordinator



**PLAN ON ATTENDING THIS MONTH'S MEMBERSHIP MEETING ON WEDNESDAY, MARCH 15, AT 7:00PM
BRING YOUR LATEST PROJECT FOR SHOW-N-TELL
AND REMEMBER,
YOU MAKE OUR MONTHLY MEETINGS BETTER**



As the weather begins to warm up, so does our desire to make things and learn new things. Just this past Saturday saw another good turnout for the Skill Builder. Anthony Harris gave us all a lesson in turning for the furniture maker. He gave us a tutorial on spindle turning and then duplicating said spindle. This, of course, is a good talent to have when making chairs or tables. Anthony did not disappoint.

Coming up on March 11th, Wayne Peterson will be teaching his Kumiko class again and I will be helping him out. Craig Arnold will be offering his Finishing class on March 20-22. George Rexroad will be closing out the month with a Traditional Band saw box class on March 30th -31st. April opens up with the beginning of the Hand Tool Basics class and the Intermediate Woodworking class on April 6th. And for those patiently waiting, the next Basic Woodworking class will be posted on April 4th at 7pm for sign ups. Remember it's first come, first served. So I hope you have a fast mouse finger if you're waiting for it.

And this month I'll end on a bit of a sad note. The Guild lost one of its favorite outside teachers when John Wilson passed on January 27th. If you ever took one of John's classes you know what a pleasure it was to learn from him. His partner, Eric Pintar, will be continuing with the business at <https://www.shakerovalbox.com/>. So if you need supplies to make Shaker Oval Boxes, they still will be available. I had communicated with Eric about coming back for another class and I am waiting to here back from him. If you're interested, Chris Schwarz, at Lost Art Press, wrote a nice obituary here <https://blog.lostartpress.com/2023/02/07/john-wilson-1939-2023-the-shaker-box-king/>.

That's going to wrap it up for this month. Until next time, I'll see you in the shop.

Kevin Thomas
Director of
Training



YOUR SAFETY COMMITTEE IS LOOKING FOR YOUR HELP



Your Safety committee is looking for committee members and potential actors or someone who would like to be in front of a camera in a safety video. Contact us at safety@kcwg.net

MEMBER PROJECTS - CRAIG ARNOLD & ED STEWART



Craig Arnold

Shop Cart

Materials Used: Red Oak and Poplar

Finish Used: None

Points of Interest: Thread the Wood for Screws

**Photos Courtesy
Neal Ray Shoger**



Ed Stewart

Candle Holder

Materials Used: Walnut

Finish Used: Shellac

Points of Interest: CNC Project

FINANCIAL UPDATE



February marks the end of membership renewal. Since membership dues makes up the largest portion of the Guild’s operating revenue it is also usually the high point for net worth for the year. From now until November we start using some of the funds that are in savings to pay for expenses. The renewal period was successful, and we raised more revenue than projected and we are on our way to another great year.

Training revenue for the first two months is above projection, which is an indication that the class being offered are of value to the membership.

We continue to work on completing the last 125 Turf boxes. The boxes are assembled

and stained. They need two coats of urethane, silk screening and hardware before they can be shipped. The Guild also has several other fund raising projects underway. If you can help with a fund raising project, please let me know. Volunteers are always needed and appreciated.

As a reminder the Statement of Operation for each month is on

the website in the “Members Only” area under “Monthly Financial Statements”. Please review the statements and don’t hesitate to ask questions or make recommendations.



Gary Mielke
Treasurer

FROM THE MEMBERSHIP DESK

The annual membership renewal process closed on February 28, 2023. Moving forward all individuals joining the Guild will be considered New Members.

The renewal process was very successful and has resulted in our Guilds largest March Membership in our history.

Shown below is a table of the past seven years of Membership Levels in March of each respective year and the count of members dropping out of the Guild. Membership churn is shown as a % of the total member count for the year.

	2023	2022	2021	2020	2019	2018	2017
Member Count	849	801	733	757	766	742	684
Annual Non-Renew	234	202	208	252	222	207	206
Annual Member Churn	21.6%	20.1%	22.1%	25.0%	22.5%	21.8%	23.1%

Continued on Page 11

MARCH COMMUNICATION'S REPORT

Membership renewals have completed and with it comes a cleaning out of our various communications mediums. Our membership tracking system flows into numerous solutions used to schedule classes, communicate class and event schedules, drive the library checkout system and provide access to our members only site. Upon completion of the renewals for 2023 myself and Don Steele set to working on updating the different data sets to reflect current membership and remove the non-renewing members. Keeping these systems clean will also save us money as the billing is often based on the number of contacts within the systems.

The article by Kevin Thomas published in Popular Woodworking has triggered many enquiries from outside guilds around the country. The leadership committee is going to schedule a (virtual) meeting with these groups in late March to allow some Q&A across boundaries. Each guild has a unique flavor

Continued from page 10

The data suggests that we “lose” about 22.3% of the membership each year, but that annually new members (276 from 2/28/22 to 3/1/23) joining the Guild offsets most of the non-renewing activity. **Thanks to all renewing and new members for your support of the Guild.**

The Membership Wall will be rearranged

and we may be able to give as well as receive ideas.

Helping hand ...Do you have an interest in helping out on Guild Communications or the Newsletter? How about the Guild Website? The strength of guild is derived from its members. If you have an interest in any of this reach out and we can see if there is a match!

Brian Rorabaugh



(alphabetical) prior to our March 15th meeting adding all the new members from the past year. If you don't see your card in its usual spot ... please look just a bit harder.

Jim Berard
Director of
Membership



BE A PART OF SHAPING THE GUILD'S FUTURE

The Guild is an entirely volunteer-run organization. The Board of Directors, the Leadership Committee, SIG Leaders, and Shop Foreman give their time to lead the Guild and provide a safe and informative place for members to learn and teach the many facets of woodworking. The April, 2023 meeting will vote on a slate of members to lead the Guild.

The Guild continues to grow every year and it's the members who help perpetuate that growth. The Leadership Committee sets policies to ensure the Guild is a safe and informative organization. The Board of Directors approves the annual budget and provides guidance and management experience to the Guild.

As the Guild approaches its fifth decade of existence, please consider volunteering your time to our organization.

This year's April elections will vote on the following positions:



**For the Board of Directors:
Secretary and Treasurer**

**For the Leadership Committee:
Assets, Events, Programs, and Sponsorship**

Contact Craig Arnold, Member-at-Large, by email memberatlarge@kcwg.org if you have questions and would like to discuss your role in the Guild's future.

Sincerely,
Craig Arnold
KCWG Member-at-
Large



DO YOU HAVE a Committee Meeting, SIG Team Meeting, Training Meeting or other meeting that you need to schedule?

HOLD YOUR MEETING ONLINE!

All that you need to do to set up your meeting is send a message to: communications@kcwg.org with the email addresses of the people you want to invite, the date and time of your meeting and we will set the meeting up for you.

THAT'S ALL THAT THERE IS TO IT!

MEMBER PROJECTS - FRED ARNHOLD & JASON STANGLE



Fred Arnhold

Carving - Black Smith

Materials Used: Bass Wood

Finish Used: Acrylic Paint & Spray Enamel

**Photos Courtesy
Neal Ray Shoger**



Jason Stangle

Materials Used: Canary & Maple

Finish Used: Odies Oil

Points of Interest: Tiny Top Turned with Paper Clip



ROCKLER SPRING-LOADED ONE-HANDED BAR CLAMPS

- Just squeeze the trigger and the spring closes the jaws!
- Leaves your 2nd hand free to position parts

6" SALE: \$12.99 Reg. \$19.99 SKU: 69764

10" SALE: \$14.99 Reg. \$22.99 SKU: 65890



NEW, IMPROVED, AND AWARD WINNING!

FLEXIPOWER POWER TOOL HOSE KIT NOW WITH CLICK-CONNECT FOR FAST AND SECURE DUST COLLECTION TOOL CHANGES!



\$49⁹⁹

DUST RIGHT FLEXIPOWER POWER TOOL HOSE KIT, 3' TO 12' EXPANDABLE HOSE

- Click the hose in and out with speed and ease!
- Flexible ends conform to most small dust ports

SKU: 68966

DUST RIGHT CLICK-CONNECT COMPONENTS 3/4" ID X 1 1/4" OD FLEXIPOWER

Reg. \$7.99 SKU: 64358

1" ID FLEXIPOWER Reg. \$7.99 SKU: 64545

1 1/4" ID FLEXIPOWER Reg. \$7.99 SKU: 64545

1 1/2" ID FLEXIPOWER Reg. \$7.99 SKU: 65884

HOSE ADAPTER Reg. \$7.99 SKU: 68066

2 1/2" ID FLEXIPOWER Reg. \$7.99 SKU: 66028



POWER SALE PRICING VALID 3/3 - 3/30/23
15340 W 119th St. • Olathe, KS 66062 • (913) 815-2002 • Rockler.com
Please check Rockler.com for current store hours.

Visit Rockler at: www.rockler.com

THE GUILD HAS LOST ANOTHER FRIEND

“When you get finished playing with flat boards send them to us and we’ll show them how to have fun with turning wood.”
...Shaun McMahon

On Sunday mornings when I would be teaching a R2R class Shaun would be heading to the Turners Club, he would often heckle me with the above quote.

We would greet each other and exchange verbal “jabs”



then
a quick
brotherly hug.
Shaun never
failed to invoke a feeling of
family and friendship. Shaun was also a
proud Irishman, we often spoke and joked of
our mutual heritage.

Shaun was extremely proud of the KC Woodturners Club and promoted them continuously, but he also had a lot of friends at KCWG doing whatever he could to encourage woodworkers.







It was Shaun that was our contact and biggest supporter for Santa’s Workshop. The first time we discussed the idea of a joint event he got the vision immediately and passed that vision to his fellow Woodturners. “Never underestimate what a couple of Irishmen can do.” Shaun would say

On February 6, Shaun suffered a massive stroke and passed away on February 11.


I didn’t learn about his passing until the end of February but I know Shaun will be in heaven with St Patrick turning a lathe to make toy tops and shillelaghs. Rest in Peace my friend, you will be missed.

Remembering my friend,
Mike McCauley

PLEASE SUPPORT OUR KCWG SPONSORS

COMPANY NAME	ADDRESS/WEBSITE/DESCRIPTION	KCVG DISCOUNT AMOUNT
	<p>L&K Hardwoods (Mahogany Sponsor) 3101 N Lentz Road • Independence, MO 816.249.4400 landkhardwoods@gmail.com • landkhardwoods.com</p> <p>Custom milling, kiln drying, hardwood lumber, live edge slabs, and custom furniture.</p>	<p>10% Show current membership card on order/payment</p>
	<p>Woodcraft (Mahogany Sponsor) 8645 Bluejacket Road • Lenexa, KS 913.599.2800 woodcraft.com/stores/kansascity</p> <p>Power tools and accessories, hand tools, fasteners, hardware, wood, finishes, clamps, workbenches, personal safety equipment and education.</p>	<p>10% Show current membership card on order/payment</p>
	<p>Taylor Toolworks (Mahogany Sponsor) Columbia, MO 573.397.6432 taytools.com</p> <p>Specialty hand tools, supplies and fixture and jig hardware.</p>	<p>10% INPUT coupon code KCWG10 to receive discount</p>
	<p>Rockler (Cherry Sponsor) 15340 West 119th Street • Olathe, KS 763.478.8214 rockler.com/olathe-store</p>	<p>10% Show current membership card on order/payment-Some Restrictions May Apply</p>
	<p>Walrus Oil (Cherry Sponsor) Springfield, MO 816.848.8598 • https://walrusoil.com/</p> <p>Oil and wax finishes for cutting boards, furniture and leather and waterless skincare.</p>	<p>10% Identify KCWG membership on order Coupon Code: KCWG</p>
	<p>Lie-Nielsen Toolworks (Cherry Sponsor) Warren, ME 207.273.2520 lie-nielsen.com</p> <p>Hand tools, sharpening and tool care products, workbenches and education for woodworkers.</p>	<p>10% Offered only on purchases made at the annual guild tool show. Must show current membership card on order/payment at the guild</p>

MEMBER PROJECTS - JASON SWYER & KEN GRAINGER



Jason Swyer

Cutting Board

Materials Used: Walnut,
Maple, Cherry, Padauk

Finish Used: WIP

**Photos Courtesy
Neal Ray Shoger**

Ken Grainger

File Handle

Materials Used: Honduras Rosewood & Brass

Finish Used: Wax



LASER ENGRAVER SIG

The Laser Engraver SIG meets the fourth Wednesday of the month at 7:00 pm. If you wish to be trained to use the laser engraver, join us at the meeting and we will do the required training immediately following the SIG.

In February we had a packed house as we met in the library to discuss successes and failures utilizing the laser engraver to enhance our woodworking projects.



Kansas City Woodworkers' Guild's new Rabbit Laser Engraver



is yes it has the capability but KCWG does not yet have the attachment. That possibility may be revisited at a later date.

Curtis demonstrated how to set up a project from start to finish using different engraving patterns in the laser to create varied effects in the final project.

Very basic settings for engraving are - speed: 350 mm per second; power max: 35%; power min: 30%. settings are adjusted per your materials.

Very basic settings for cutting are - speed: 10 mm per second; power max: 70%; power min: 65% settings are adjusted per your materials.

If you have made something using the laser engraver, bring it for show 'n tell at the SIG meeting.

Keep your little light burning,

During the Show 'N Tell several projects were shared with some varied successes but the less successful aspects were reviewed and tips on how to improve the final product were discussed. The question as to whether this laser engraver has the capability to engrave round stock was advanced and the answer

Curtis Alexander
Laser Engraver SIG
Co-Lead



Mike McCauley
Co-Lead



MEMBER PROJECTS - KEVIN THOMAS & MATT NOWAK



Kevin Thomas

Live Edge Shelf Clock

Materials Used: Walnut Off-cuts Maple Hour Markers

Finish Used: Tung Oil and Shellac

Challenges Encountered: Fitting the Clock Works

**Photos Courtesy
Neal Ray Shoger**



Matt Nowak

Wooden Puzzle

Materials Used: Elm Hackberry

Finish Used: Poly

Points of Interest: Puzzle Pieces

Challenges Encountered: Drawing & Cutting the Puzzle

PLEASE SUPPORT OUR KCWG SPONSORS

COMPANY NAME	ADDRESS/WEBSITE/DESCRIPTION	KCVG DISCOUNT AMOUNT
 <p>Schutte LUMBER CO. Since 1880</p>	<p>Schutte Lumber Company 3001 Southwest Blvd. • Kansas City, MO 816.753.6262 • schuttelumber.com Timbers, cedar, siding and pattern profiles, specialty hardwoods, treated lumber, Festool power tools, decking, fasteners and hangars.</p>	<p>10% Show current membership card on order/payment</p>
   <p>Phillips Safety Products, Inc.</p>	<p>Phillips Safety Company Middlesex, NJ 888.245.6638</p> <p>Three websites to serve KCWG members, each offering a 25% member discount (Use code KCWG25)</p> <p>rx-safety.com - Prescription safety glasses, reading and magnifying glasses, hearing protection</p> <p>myeyewear2go.com - Eyeglasses, sunglasses, prescription sunglasses, sports and specialty glasses</p> <p>phillips-safety.com - Laser safety glasses, welding and IR safety glasses, radiation protection, glassworking eyewear</p>	<p>25% INPUT coupon code KCWG25 to receive discount</p>
 <p>KATSURA</p>	<p>Katsura Cutlery Houston, TX katsuracutlery.com</p> <p>Knives, knife blanks and knife making instructions.</p>	<p>10% 15 - 20% on some sales items Identify KCWG membership on order</p>
 <p>Lee Valley</p>	<p>Lee Valley Reno, NV 888.983.1865 Leevalley.com</p> <p>Hand tools, power tools, hardware and accessories.</p>	<p>15% educational Application form available at Guild</p>
 <p>LIBERTY HARDWOODS, INC.</p>	<p>Liberty Hardwoods 3900 N Kentucky Avenue • Kansas City, MO 816.231.0852 libertyhardwoodsinc.com</p> <p>Hardwood lumber, plywood, trim, hardware and accessories.</p>	<p>10% Show current membership card on order/payment</p>
 <p>amazon smile You shop. Amazon gives.</p>	<p>Amazon Smile smile.amazon.com</p> <p>On-line power equipment, tools accessories, etc.</p>	<p>No Guild discounts. However, a percentage of all sales are given to the Guild</p>

MEMBER PROJECTS -RUSS AMOS & WAYNE PETERSON

**Russ Amos****"L" Fence**

Materials Used: Baltic Birch & Red Oak

Finish Used: WipeOn Poly

Points of Interest: Mounts on Table Saw

Challenges: Modify Fine Woodworking Design to fit my Saw

**Photos Courtesy
Neal Ray Shoger**

Wayne Peterson**Bandings**

Materials Used: Aspen, Sepele, Dyed Veneers



PLEASE WELCOME THESE 35 NEW MEMBERS WHO JOINED THE GUILD IN FEBRUARY & EARLY MARCH

FIRST NAME.....	LAST NAME	HOMETOWN	STATE	MEMBERSHIP	JOINED
Mike	Cerv.....	Roeland Park.....	KS.....	Benefactor	2/7/2023
Donna	Wasson.....	Shawnee	KS.....	Benefactor	2/8/2023
Jared	Wilson.....	Liberty.....	MO.....	Sawdust.....	2/9/2023
Jason.....	Dwyer.....	Kansas City.....	MO.....	WW+	2/10/2023
Joseph.....	Reid	Kansas City.....	MO.....	Benefactor	2/11/2023
Ryan	Collins.....	Kansas City.....	KS.....	Sawdust.....	2/12/2023
Ozzie.....	Bock	Mission	KS.....	Sawdust.....	2/13/2023
Jud.....	Knapp.....	Kansas City.....	KS.....	WW+	2/13/2023
Jenny.....	Whitlock.....	Lenexa.....	KS.....	Sawdust.....	2/14/2023
Kevin	Deye	Kansas City.....	MO.....	Sawdust.....	2/17/2023
Lee.....	Jost	Olathe.....	KS.....	Benefactor	2/18/2023
jgt	Khalsa	Raytown.....	MO.....	Sawdust.....	2/18/2023
Joe.....	Nicastro.....	Kansas City.....	MO.....	Benefactor	2/18/2023
David.....	Deucher	Olathe.....	KS.....	Senior.....	2/19/2023
Phil	Richter.....	Kansas City.....	MO.....	Sawdust.....	2/20/2023
Andrew	Schoonover.....	Fairway.....	KS.....	Sawdust.....	2/20/2023
Doug	McNichols	Olathe.....	KS.....	WW+	2/21/2023
Frank.....	Mangiaracina	Lenexa.....	KS.....	Senior	2/22/2023
Mark	Austenfeld.....	Prairie Village.....	KS.....	Sawdust.....	2/23/2023
Michael.....	Denney.....	Pleasant Hill	MO.....	WW+	2/24/2023
Ryan.....	Haney.....	Kansas City.....	MO.....	Sawdust.....	2/24/2023
Ed.....	Weixeldorf.....	Kansas City.....	MO.....	WW+	2/24/2023
Steve.....	Young	Kearney.....	MO.....	WW+	2/24/2023
Icarus.....	Steiner	Kansas City.....	MO.....	Sawdust.....	2/25/2023
Trevor	Hansen	Westwood Hills.....	KS.....	Sawdust.....	2/26/2023
Gary	Miller.....	Overland Park.....	KS.....	Senior.....	2/26/2023
Robert.....	Halk.....	Kansas City.....	MO.....	Benefactor	2/27/2023
Kendra	Davis-Jackson	Buckner.....	MO.....	Sawdust.....	2/28/2023
Zan.....	Bondi.....	Kansas City.....	MO.....	WW+	3/1/2023
Kim	Gerber	Leawood	KS.....	WW+	3/1/2023
Clint.....	Ross	Kansas City.....	MO.....	Sawdust.....	3/1/2023
Josh.....	Urban	Kansas City.....	MO.....	Benefactor	3/1/2023
Alexander	Bear	Prairie Village	KS.....	WW+	3/2/2023
Josh.....	Ellis.....	Gladstone.....	MO.....	Sawdust.....	3/2/2023
Anders.....	Meyer	Leawood	KS.....	Sawdust.....	3/2/2023

Current Membership 849

PLEASE SUPPORT OUR KCWG SPONSORS

COMPANY NAME	ADDRESS/WEBSITE/DESCRIPTION	KCVG DISCOUNT AMOUNT
 <p>Baird Brothers FINE HARDWOODS Our Family's Heritage Your Family's Home</p>	<p>Baird Brothers Fine Hardwoods (Cherry Sponsor) Canfield, OH 800.732.1697 • bairdbrothers.com</p> <p>Hardwood lumber and plywood, custom millwork, mouldings, interior doors, stair parts and tools.</p>	<p>10% Identify KCWG membership on order</p>
<p><i>Bloomer Hardwoods</i></p>	<p>Bloomer Hardwoods (Pine Sponsor)  Phone: 816.330.3596 13585 45 Highway Platte City, MO 64079</p> <p>Hours: MON - FRI 8:30AM - 4:30PM</p>	
 <p>METRO HARDWOODS, INC.</p>	<p>Metro Hardwoods 4243 S Noland Road • Independence, MO 816.373.1710 metrohardwoodsinc.com</p> <p>Hardwood lumber, plywood, finishes, saw blades and bits.</p>	<p>10% Show current membership card on order/payment</p>
 <p>NEAL RAY'S PHOTOGRAPHY</p>	<p>Neal Ray's Photography 9 E Kansas Street • Liberty, MO 816.582.5968 nealraysphoto@gmail.com</p> <p>Photographic studio portraits.</p>	 <p>Official Photographer of the Kansas City Woodworkers' Guild</p>
<p>SUPERIOR GRINDING</p>	<p>Superior Grinding 5315 Raytown Road • Raytown, MO 816.561.8665 superiorgrindingllc.webstarts.com</p> <p>Sharpening tools used by professionals and homeowners.</p>	<p>10% Show current membership card on order/payment</p>

Bloomer



Hardwoods

Offered Services

- Log Milling
- Custom Drying 20,000 bf
- Planing
- Straight lining
- Glued Panels
- Wide Belt Sanding
- Profile Replication
- Custom Moulding
- Template matching of existing pattern

Phone: 816.330.3596

13585 45 Highway, Platte City, MO 64079

Hours: MONDAY - FRIDAY 8:30AM - 4:30PM

Products Available at Bloomer Hardwoods

- Ash 4/4 & 8/4
- Cedar Aromatic
- 4/4, 8/4, & 12/4
- Cherry 4/4, 8/4 & 12/4
- Maple 4/4
- Pecan 4/4 & 8/4
- Red Oak 4/4 & 8/4
- Walnut 4/4 & 8/4
- White Oak 4/4
- Plywood for Cabinets
- And many other Local Hardwoods

MARCH MACHINE SAFETY REVIEW

Router

A router is basically a motor that turns a cutter head at very high speed. It is used to perform an extensive range of smooth finishing and decorative cuts.

Safety Rules

1. Use sharp bits, inspect them before each use, and handle them with care. Never use dull or damaged bits or bits with cracked carbide.
2. Consult a speed chart for the correct speed setting for the bit.
3. Use only bits that have a cutting diameter less than the opening in the router base.
4. Unplug the router when changing a bit.
5. When changing a router bit, insert the new bit as far into the collet as possible, then withdraw it about 3/16" before tightening the collet. Make sure that the bit shaft is engaged in the collet at least 1/2".
6. Always use the wrenches provided with the tool to make adjustments.
7. Be sure that the collet nut and any other adjustment devices are securely tightened before turning the router on. Loose adjustment devices can unexpectedly shift, causing loss of control; loose bits and collets may be thrown violently.
8. Make sure the work surface is free from nails, knots, and other foreign objects. Do not shape particleboard; it could fly apart while being routed.
9. Hold the workpiece securely in a vise or other clamping device. Holding the workpiece by hand is unstable and dangerous.
10. Follow the tool manufacturer's recommendation for the depth of cut.
11. Hold the router firmly with both hands. Motor torque can cause it to twist.
12. Feed the cut against the direction of bit rotation. Feeding the tool in the wrong direction causes the cutting edge of the bit to climb out of the workpiece and may cause loss of control.
13. Never lay the tool down until the motor and bit have come to a complete stop. The spinning bit can grab a surface and pull the tool out of your control.
14. Don't touch the bit immediately after use. It may be hot.
15. Return the bit to the bit holder located in the tool cabinet after use. Never store bits loose in a drawer.



MARCH 2023 OPEN SHOP SCHEDULE

day	March	Date	9am	10	11	12	1	2	3	4	5	6	7	8	9pm
Wednesda	March	1	Roger Bartlett									LC Meeting			
Thursday	March	2	Gary Mielke									Training			
Friday	March	3			Mike Faulkner			Curtis Alexander							
Saturday	March	4	Mike Jones					Basic Skills Class Free Just Show Up	George Rexroad						
Sunday	March	5		Chuck Saunders					Chris McCauley						
Monday	March	6						Ron Haw				Gary Strohm			
Tuesday	March	7	Gary Creek			Craig Arnold							Kara Paris		
Wednesda	March	8	Bob Caldwell				John Johnson					Scrollsaw SIG			
Thursday	March	9	Gary Mielke									Training			
Friday	March	10		Curtis Alexander				Ed Stewart				Barb Hinton			
Saturday	March	11	Dave Kraatz				Norm Carpenter								
Sunday	March	12		Rob Young						Mark Waugh					
Monday	March	13	John Sloss				Ron Haw					Woodturners General Meeting			
Tuesday	March	14	Matt Nowak			Ron Lomax			Craig Arnold			Roland Mohler			
Wednesda	March	15	Roger Bartlett				Tim Locke					General Meeting			
Thursday	March	16	Gary Mielke									Training			
Friday	March	17			Mike Faulkner			Mike McCauley				Kenan Orhan			
Saturday	March	18	Dave Kraatz					Tom Smoller							
Sunday	March	19		Chuck Saunders						Chris McCauley					
Monday	March	20	Jerry Thompson					Ron Haw				Gary Strohm			
Tuesday	March	21	Gary Creek			Craig Arnold							CNC SIG 6:30		
Wednesda	March	22	Bob Caldwell									Kevin Thomas	Laser SIG		
Thursday	March	23	Gary Mielke									Training			
Friday	March	24						Ed Stewart				Rick Chandler			
Saturday	March	25	Dave Kraatz				Don Steele								
Sunday	March	26		Rob Young				Handtool SIG	Wayne Peterson						
Monday	March	27	John Sloss					Ron Haw				Kolton Stimpert			
Tuesday	March	28	Matt Nowak			Ron Lomax			Craig Arnold			Roland Mohler	Carving SIG		
Wednesda	March	29	Roger Bartlett												
Thursday	March	30	Gary Mielke									Training			
Friday	March	31										Norm Carpenter			

Edited 02/25/2023

TENTATIVE

APRIL 2023 OPEN SHOP SCHEDULE

	April	Date	9am	10	11	12	1	2	3	4	5	6	7	8	9pm
Saturday	April	1	Mike Jones						Basic Skills Class Free Just Show Up	George Rexroad					
Sunday	April	2		Chuck Saunders					Chris McCauley						
Monday	April	3						Ron Haw				Gary Strohm			
Tuesday	April	4	Gary Creek			Craig Arnold							Kara Paris		
Wednesda	April	5	Roger Bartlett									LC Meeting			
Thursday	April	6	Gary Mielke									Training			
Friday	April	7			Mike Faulkner										
Saturday	April	8	Dave Kraatz				Norm Carpenter								
Sunday	April	9		Rob Young						Mark Waugh					
Monday	April	10	John Sloss				Ron Haw					Woodturners General Meeting			
Tuesday	April	11	Matt Nowak			Ron Lomax			Craig Arnold			Roland Mohler			
Wednesda	April	12	Bob Caldwell				John Johnson					Scrollsaw SIG			
Thursday	April	13	Gary Mielke									Training			
Friday	April	14		Curtis Alexander				Ed Stewart				Barb Hinton			
Saturday	April	15	Dave Kraatz					Tom Smoller							
Sunday	April	16		Chuck Saunders						Chris McCauley					
Monday	April	17	Jerry Thompson					Ron Haw				Gary Strohm			
Tuesday	April	18	Gary Creek			Craig Arnold							CNC SIG 6:30		
Wednesda	April	19	Roger Bartlett				Tim Locke					General Meeting			
Thursday	April	20	Gary Mielke									Training			
Friday	April	21			Mike Faulkner			Mike McCauley				Kenan Orhan			
Saturday	April	22	Dave Kraatz				Don Steele								
Sunday	April	23		Rob Young				Handtool SIG	Wayne Peterson						
Monday	April	24	John Sloss					Ron Haw				Kolton Stimpert			
Tuesday	April	25	Matt Nowak			Ron Lomax			Craig Arnold			Roland Mohler	Carving SIG		
Wednesda	April	26	Bob Caldwell									Kevin Thomas	Laser SIG		
Thursday	April	27	Gary Mielke									Training			
Friday	April	28						Ed Stewart				Rick Chandler			
Saturday	April	29	Mike Jones												
Sunday	April	30		Chuck Saunders						Mike McCauley					

Updated on February 25, 2023

GUILD ACTIVITIES AT THE SHOP

Always check the guild website before leaving home to be sure that a scheduled event is actually taking place.

There will also be times when the shop will be closed to open shop periods due to a special meeting, class or event. These closures will be clearly noted on the monthly open shop schedule and are typically highlighted by a color other than the green background that normally indicates an open shop period.

BOARD, LEADERSHIP, COMMITTEE & GENERAL CONTACTS DIRECTORY

President	Cal Hobbs	president@kcwg.net
Vice-President.....	Mike McCauley	vicepresident@kcwg.org
Secretary	David Roth	secretary@kcwg.net
Treasurer.....	Gary Mielke	treasurer@kcwg.net
Member-at-Large.....	Craig Arnold	memberatlarge@kcwg.net
Director of Assets	Chuck Saunders	assets@kcwg.org
Director of Communications.....	Brian Rorabaugh	communications@kcwg.org
Director of Events	Chris McCauley	events@kcwg.org
Library - Questions, comments & suggestions.....		teamlibrary@kcwg.org
Librarian.....	Don Steele	library@kcwg.org
Newsletter Editor	Ron Haw	newsletter@kcwg.org
Director of Membership	Jim Berard.....	dir.membership@kcwg.net
Director of Programs	Matt Nowak.....	dir.programs@kcwg.net
Director of Safety	Steve Venne.....	dir.safety@kcwg.net
Director of Sponsorship.....	Duane Miller	dir.sponsorship@kcwg.net
Director of Training	Kevin Thomas.....	dir.training@kcwg.org
Asst Director of Training.....	Brent Murphy.....	assistraining@kcwg.net
Videos - Questions, comments & suggestions.....		teamvideo@kcwg.org
Web Master.....	Open	webmaster@kcwg.org

ESSENTIAL LINKS & SERVICES

Kansas City Woodworkers Guild Website.....	https://kcwg.org
Guild Training and Available Classes	http://kcwg.org/classes/
Members Only Section (Password Rqd).....	http://kcwg.org/member-only-area/
Guild Photo Bank and Upload Center.....	https://member.kcwg.org/photo-submission/
Place a Classified Ad	classifieds@kcwg.org
Project Storage Area (rental and questions).....	storage@kcwg.net
KCWG Facebook Page.....	https://www.facebook.com/kcwgw
KCWG Videos	https://kcwg.org/videos

KANSAS CITY WOODWORKERS' GUILD SPECIAL INTEREST GROUPS (SIG'S)

Carving SIG	carvingSIG@kcwg.org
CNC SIG	cnc@kcwg.org
Hand Tool SIG	handtoolSIG@kcwg.org
Laser SIG	laserSIG@kcwg.org
Scroll Saw SIG	scrollsawSIG@kcwg.org

VISIT
THE KANSAS CITY
WOODWORKERS' GUILD
ONLINE AT
WWW.KCWG.ORG

