

WOOD WORDS

"HOBBS"ERVATIONS

PUBLISHED BY THE KANSAS CITY
WOODWORKERS GUILD

3189 MERCIER ST * KANSAS CITY * MO * 64111

IN THIS ISSUE...

Happy New Year to all of you members and friends of the Guild. I want to thank you all for your interest, your participation, and in many cases, all the hard work that went into a great year for the Guild in 2022.

What are your woodworking resolutions for 2023? What's on your bucket list? While I always have an ambitious list of projects, time, my job, and what's practical seems to derail my best laid plans.



Coming up in the spring, I have been asked to join my Dad (Ben) and my brother (Matt) to speak at the national SAPFM conference in Newbern, North Carolina. In case you don't know, SAPFM

stand for "Society of American Period Furniture Makers."

In other words, those of us, like me, that love the furniture that, for the most part, was made before industrialization, such as Queen Anne, and Chippendale, Federal, among other styles.



A strong argument

Continued on Page 2

Note: You may go directly to any article shown below by simply clicking on the article name below:

- ["HOBBS"ERVATIONS 1](#)
- [Odie's Oil to Present at the January Membership Meeting 2](#)
- [Library - January 2023 4](#)
- [From the Training Desk 6](#)
- [From the Shop 8](#)
- [Scroll Saw SIG Announces Its Planned Activies 11](#)
- [kansas city woodworkers' guild Financial Update 13](#)
- [Membership Drive is Off the Tee in '23! 14](#)
- [New Member Welcome 15](#)
- [Laser Engraver SIG – January 17](#)
- [Members Only Web Changes, Wiring and IT 20](#)
- [Sponsorship Notes 21](#)
- [January Machine Safety Review 25](#)
- [January 2023 Open Shop Schecule 26](#)
- [Tentative February 2023 Open Shop Schedule 28](#)
- [Board, Leadership, Committee & General Contacts](#)
- [Directory 30](#)

Continued from page 1

is also made that Craftsman, Mid-Century Modern, etc. are their own periods, but that's a discussion for another day!

We are presenting on several aspects of North Carolina furniture, and specifically on the well-know Edenton armchair, and how to build it. So here comes my challenge, get started on my armchair before the conference! As a proud native of Northeastern North Carolina,



can help you get there!

Happy woodworking,

this is something I have always wanted to build anyway, now I have the proper motivation. Any chair has it's own set of challenges, but the joinery, shaping, and carving make this one a real piece of work!

Please let us know what is on your list for this year, and how the Guild

Cal Hobbs
KCWG
President



ODIE'S OIL TO PRESENT AT THE JANUARY MEMBERSHIP MEETING

I have had several requests for a program about Odie's Oil. For those not familiar with it, Odie's Oil is a wood finish. The Guild uses it on our flag boxes and urns that

we make for our veterans program. We also use it on the tables that we make for another non-profit that provides furnishings for people who have needs and have been vetted by organizations such as churches, agencies, etc.

Odie's Oil is purported to be a one-step application that beautifies and protects wood including table tops and floors. Just wipe it on and then buff it out.

I am impressed with the look and feel of the finish, especially on some of the huge walnut tables that Mike Jones made for a friend or the projects he made for the church. Mike is totally sold on it. It is pricey, though, so is it worth the price and how good is it?

A representative from Odie's Oil will give us their full story at our January membership meeting. By the way, we are also requesting that you give us any questions that you may have in advance of the meeting so that they can be prepared with answers. You should be getting that request soon. And maybe there will be samples.

Also, in the interest of getting our attendance up to pre-pandemic numbers, we are going to try to encourage you to bring more Show-

Continued on Page 4

TAYLOR TOOLWORKS



VISIT TAYLOR TOOLWORKS at

WWW.TAYTOOLS.COM

Continued from page 2

and-Tell items, largely because that is often the most popular part of the meeting. To that end, at the suggestion of a member, we are going to try to provide a gift certificate to one of the Show-and-Tell presenters at each meeting. Each presenter will be given a ticket and the winner will be drawn that evening. It may be a gift certificate from Rockler or Woodcraft or maybe from one of sawmills. Don't know yet, but it sounds like a fair way to encourage

more Show-and-Tell without basing it purely on a talent or popularity contest.

I like the effect of Odie's Oil on wood, so I'm looking forward to hearing more about it. I hope to see you there.




**Matthew
Nowak**

Director of Programs

LIBRARY - JANUARY 2023

The Library is obtaining an digital archive of Wood magazine that will be added to the Library desktop computer. We don't have a shipping date for the usb drive yet. We are looking into placing dvd shelf markers in the bookcases. DVD's are currently stored in the cabinet behind the Library desk and are included in the online library catalog. Placing the shelf markers in the bookcases by the call numbers will make the dvd choices visible when browsing the stacks.



The 2023 Membership drive is underway until the end of February. If you want to check out a book or dvd and you are not listed as a patron, please send an email to librarian@kcwg.org with your name, the email address you use with the Guild, and your membership number (this is on the back of your nametag in the shop or in an email you received from Membership). We will add you as a patron and notify you when that is done. If you have any questions, please email us.

There is a Library Checkout binder on the Library desk you can use to check out plans in the display cabinets near the Library desk. Items that are returned should be placed in the container on the desk marked "Returns" and we will take care of them. There is also a container for items to be reshelved.

You can use your web browser to view the library

book and dvd catalog online by going to the Guild website (kcwg.org) home page and clicking "Resources" from the "About" tab dropdown menu. This will take you to the Library page and you can click "Visit the KCWG Library". The catalog can also be searched through the computer on the desk in the Library. See the icon on the desktop of the computer. The Guild computer is on the desk in front of the dvd storage. The other computer belongs to the Turners. You can search the online catalog by Category, Author, Title, or Call Number. If you have trouble getting a book checked out or any other Library issue please send an email to: librarian@kcwg.org.



Don Steele
KCWG
Librarian



Christmas Awards Dinner Photos by Neal Ray's Photography





Happy New Year, Everyone. I hope you're ready for another year of Woodworking. As 2023 begins, it will all start for us in training on January 12th. That will be the beginning of the first session of Basic Woodworking. We have a full class and our instructors are rested and ready to get back at it in the new year. I want to take a minute to thank, again, those who volunteer their time to teach and instruct the membership. Without these volunteers our Training program would be nothing. Please join me in thanking the following individuals that make it all possible:

David Kraatz, Norm Carpenter, Wes Myer, Rich Higgason, Tim Locke, Suresh Nayaran, Terry Johnston, Tom Vece, Richard DeWitt, Kenan Orhan, Wayne Peterson, Bruce Kunz, Craig Arnold, David Roth, and Grace Ambrose. These people make our Thursday evening classes what has become the pride and joy of the Guild. And lastly, I want to thank the Assistant Training Director, Brent Murphy. Brent keeps things going behind the scenes and without him I would be lost.

Out of every class I try to recruit helpers/instructors for the next class. Since one of the best ways to learn is to repeat a process, the learning continues. This next class we will be joined by two graduates of our last Basic class. I welcome Erin Rodenhausen and John Steyer. John and Erin welcome to Training.

One final thing to pass along to you is the January Skill Builder. Wayne Peterson will be demonstrating his Inlay Techniques. This will be a prelude to classes that Wayne will teach in the coming months. We don't have dates for those classes nailed down yet. But rest assured notice will be sent out when they are set.

So till next month.



Kevin Thomas
Director of
Training

PLAN ON ATTENDING THIS MONTH'S MEMBERSHIP MEETING ON WEDNESDAY, JANUARY 18, AT 7:00PM BRING YOUR LATEST PROJECT FOR SHOW-N-TELL AND REMEMBER, YOU MAKE OUR MONTHLY MEETINGS BETTER

Save Over
40%



\$9.99

CABINETMAKER'S PENCIL SET

- 2.0mm lead for rough cutout lines, or sharpen to a point for clean lines
 - Built-in lead sharpener and eraser
 - Includes twelve 3 1/2" 2.0mm lead replacements
- Reg. \$17.99 SKU: 33140


HAVE YOU SEEN THIS?



New!
\$129.99

ROCKLER MINI DELUXE PANEL CLAMPS, 2-PACK

- Rigid steel cauls keep your panels perfectly flat
 - Easily adjusts for panels up to 1 1/2" thick and 16" wide
- SKU: 66150



ROCKLER DELUXE PANEL CLAMP, SINGLE

Reg. \$119.99 SKU: 67164



New!
\$29.99

ROCKLER 4-IN-1 CUTTING BOARD HANDLE ROUTING TEMPLATE

- Rout handles into cutting boards, chests, totes and drawer fronts!
 - Four attractive patterns in one template
- SKU: 68393



Wood sold separately



LET'S BUILD YOUR SHOP SALE PRICING VALID 12/30/22-1/26/23
15340 W 119th St. • Olathe, KS 66062 • (913) 815-2002 • Rockler.com
Please check Rockler.com for current store hours.

Visit Rockler at: www.rockler.com

FROM THE SHOP

It's the start of the new year and I want to do a review. Not the tired review of the past year but a review of the rules of the shop. Rules you may not have heard since you took the Safety Orientation and rules that maybe you just were not aware of, but these are the rules of the shop. Once you have seen them, they cannot be unseen. Make a note of these rules and don't be that guy.



Rules reminders:

Safety Glasses are to be worn at all times while in the shop during Open Shop and training sessions. All Safety Glasses are eye glasses but not all eye glasses are Safety Glasses. Safety Glasses will have side shields and impact resistant lenses close fitting to protect your eyes from flying material. Just because you have plastic lenses does not mean they are safety glasses. **Safety glasses and goggles that have passed impact testing required by ANSI Standard Z87. 1** are stamped "Z87." Make sure your eye protection has this marking! "Z87+" indicates that the eyewear is even more protective, having passed more stringent high-velocity impact testing. Safety Glasses are required and a good idea, especially if you don't have a spare set of eyes.

Pressure treated wood is not permitted to be processed in the shop. The sawdust from this chemically treated wood can be a strong irritant to someone with respiratory sensitivities. Since we do not know our members health conditions we will err on the side of safety.

No finishing in the Shop for the same reason we don't allow treated wood. In addition, we do not

have a dedicated space to provide for this work. That space would have ventilation, filtration, and fire suppression requirements that would not be justifiable for our space. As far as finishing goes, take it home.

Storage takes place in rented storage spaces, not in any nook or cranny that you think is out of the way. The drying tables by the coke machine are for glue ups and should be labeled with your name and date. You should take them off the table in the next Open Shop. All projects should be removed prior to the monthly meeting unless you're looking for that soda/ice water/cookie crumb finish you saw on Instagram. If you are needing storage space contact storage@kcwg.net and Susan will let you know what is available and when.

Shop vacs, contrary to popular belief, are not a portal to another dimension. Everything you suck up is stored in the base of the vacuum. That space is finite and it fills up and needs to be emptied by someone (cough, you, cough). Sometimes a broom and a dustpan are the best solution to clean up a mess. Trash cans have to be emptied too, by the way.

Dust collectors are like big shop vacs, they fill up and they need to be emptied. Check to see if the red light is blinking, check to see if it is time to empty, especially if you are making a lot of chips. Please turn the dust collector on when using the connected machinery and turn the dust collector off when you are done if no one else is using a connected machine and you are not moving to another machine on the same dust collector.

Laser Engraver and CNC Router are special case machines. Before using these machines, you must receive additional training. Training can be arranged by attending the CNC SIG or Laser Engraving SIG respectively.

Continued on Page 11

PLEASE SUPPORT OUR KCWG SPONSORS

COMPANY NAME	ADDRESS/WEBSITE/DESCRIPTION	KCVG DISCOUNT AMOUNT
 <p>Schutte LUMBER CO. Since 1880</p>	<p>Schutte Lumber Company 3001 Southwest Blvd. • Kansas City, MO 816.753.6262 • schuttelumber.com Timbers, cedar, siding and pattern profiles, specialty hardwoods, treated lumber, Festool power tools, decking, fasteners and hangars.</p>	<p>10% Show current membership card on order/payment</p>
   <p>Phillips Safety Products, Inc.</p>	<p>Phillips Safety Company Middlesex, NJ 888.245.6638</p> <p>Three websites to serve KCWG members, each offering a 25% member discount (Use code KCWG25)</p> <p>rx-safety.com - Prescription safety glasses, reading and magnifying glasses, hearing protection</p> <p>myeyewear2go.com - Eyeglasses, sunglasses, prescription sunglasses, sports and specialty glasses</p> <p>phillips-safety.com - Laser safety glasses, welding and IR safety glasses, radiation protection, glassworking eyewear</p>	<p>25% INPUT coupon code KCWG25 to receive discount</p>
 <p>KATSURA</p>	<p>Katsura Cutlery Houston, TX katsuracutlery.com</p> <p>Knives, knife blanks and knife making instructions.</p>	<p>10% 15 - 20% on some sales items Identify KCWG membership on order</p>
 <p>Lee Valley</p>	<p>Lee Valley Reno, NV 888.983.1865 Leevalley.com</p> <p>Hand tools, power tools, hardware and accessories.</p>	<p>15% educational Application form available at Guild</p>
 <p>LIBERTY HARDWOODS, INC.</p>	<p>Liberty Hardwoods 3900 N Kentucky Avenue • Kansas City, MO 816.231.0852 libertyhardwoodsinc.com</p> <p>Hardwood lumber, plywood, trim, hardware and accessories.</p>	<p>10% Show current membership card on order/payment</p>
 <p>amazon smile You shop. Amazon gives.</p>	<p>Amazon Smile smile.amazon.com</p> <p>On-line power equipment, tools accessories, etc.</p>	<p>No Guild discounts. However, a percentage of all sales are given to the Guild</p>



Christmas Awards Dinner Photos by Neal Ray's Photography



SCROLL SAW SIG ANNOUNCES ITS PLANNED ACTIVIES



It is the start of a new year and the Scroll Saw SIG needs to get going again.

Our monthly SIG meetings are held the second Wednesday of every month and are open to anyone interested in attending or using the scroll saws. Bring your projects for show and tell. If you have ideas for what we should do or talk about, please send me an email at scrollsawSIG@kwcwg.org.

The meeting starts at 7:00 PM, I will be there by 6:00 PM for those that want to come in early to use the saws. For the members that have not used a scroll saw, this would be a great time to learn some things about the equipment and techniques.

I will be working with the Training Director to set up some classes for both the beginning "Scrollers" and those with a few projects under your belt.

Looking forward to seeing all of the current scrollers and meeting new scrollers.

George Rexroad
Scroll Saw SIG
Coordinator



Continued from page 8

Gloves are not to be worn while operating machinery. The exception is the tight fitting exam type gloves. It's a safety thing, hands should not come in contact with cutting surfaces.

Scrap bin is not a trash bin. As woodworkers we hate to throw away wood, you might need a small piece. We can't keep everything; lord knows I've tried. Ask yourself a few questions before you add to the scrap bin. Would I keep it for myself had I not adopted a minimalist lifestyle? Could this be used for a project (We are not the WoodTurners Club, Pen Blank stock does not qualify)? A good rule of thumb is nothing shorter than 12" and nothing narrower than 2". The narrower the board the longer it should be. Plywood rippings are not desirable, the trashcan is a perfectly viable alternative.

Wide belt Sanders Are NOT Planers! Please! The widebelt sanders are finish sanders NOT thickness sanders. Light cuts are the rule. The sanders all have instructions. Please, **Read and Follow**.

The Resaw bandsaw is for resawing solid lumber at least 3 inches thick. It is not a sawmill, no bark, no pieces that don't sit solidly on the table. We want to keep this blade sharp and running true for quality resawing.

Foremen are the best feature of the shop and your membership. They will be there for you when you need them and for watching over you like your guardian angel. If they stop you from doing something it is for your safety. The Foremen are there to answer your questions on how to use the machines, provide their opinion on how to accomplish your task, and provide that helping hand when you need one. The Foremen volunteer their time to make Open Shop a reality and available at a time convenient to you.

Chuck Saunders
Director of Assets





*Christmas Awards Dinner Photos
by Neal Ray's Photography*



KANSAS CITY WOODWORKERS' GUILD FINANCIAL UPDATE



Nothing but good news to report for 2022. Lots of Guild pest ever numbers, but I do not want to give it all away. You will have to come the monthly meeting on January 18th to get all the detail.

The 2022 financial data has been finalized and the budget for 2023 was approved by the Board at the January 4, 2023, meeting. The Guild ended the year in a sound financially position. At year end cash and CD's total over \$300 thousand. Which is an increase of over \$69 thousand for the year. The annual financial report to members will take place at the January 18th general meeting. The report will provide an overview of 2022 financial activity. Make sure you come to the meeting or Zoom in. This is your opportunity to get the information firsthand and to ask question. It is also my annual time in the spotlight and a large audience is good for my ego.

If you cannot make the meeting but are interested in financial detail, it is on the website in the "Members Only" section. The section contains monthly financial activity and the year-end financial statement. Please review the material and email me any questions or comments. You can also see me individually. I will do my best to answer question and act on comments to improve financial reporting.

I need to thank all the individuals who contributed their time and money to make the Guild so successful. My job is much easier and straight forward if the funds to operate the organization are available. Thank you all for making that happen and let us do it again in 2023.

Hope you all have a Happy and Healthy New Year.



**Gary
Mielke**
Treasurer



MEMBERSHIP DRIVE IS OFF THE TEE IN '23!

Membership renewal season is progressing well with about 51% of the current membership renewed. Thank You! That is a little ahead of last year's record renewal. We've had 77 New Members enroll since



Nov. 16, 2022 through Jan 8, 2023. Welcome Aboard! Total Membership is now 1016. A renewal reminder email is scheduled for 1/19/23 right after our January General meeting on Wed. the 18th. Once a member renews, they will not receive future reminders. Members can also renew thru the Members Only Area of the kcwg.org website or by mailing a check to the Guild noted, Attention: Membership.

We will continue the \$5 discount for early renewals (now thru 1-31-23). The overall renewal period will continue until February 28, 2023. After February 28th, you will be considered a new member and will need to re-qualify for your Green Badge.

DO YOU HAVE a Committee Meeting, SIG Team Meeting, Training Meeting or other meeting that you need to schedule?

HOLD YOUR MEETING ONLINE!

All that you need to do to set up your meeting is send a message to: communications@kcwg.org with the email addresses of the people you want to invite, the date and time of your meeting and we will set the meeting up for you.

THAT'S ALL THAT THERE IS TO IT!

PLEASE WELCOME THESE 58 NEW MEMBERS WHO JOINED THE GUILD IN DECEMBER & EARLY JANUARY

FIRST NAME.....	LAST NAME	HOMETOWN	STATE	MEMBERSHIP	JOINED
Matt	Gates.....	Kansas City	MO	WW+	1/8/2023
Derek.....	Low.....	Kansas City.....	MO.....	WW+	1/8/2023
Brad.....	Harding.....	Lenexa.....	KS.....	Sawdust.....	1/7/2023
Jon	Harding.....	Olathe.....	KS.....	Sawdust.....	1/7/2023
Derek.....	Lehane.....	Independence.....	MO.....	Sawdust.....	1/7/2023
Warren Jr.....	Murray.....	Kansas City.....	MO.....	Benefactor	1/7/2023
Natalie.....	Bates.....	Kansas City.....	MO.....	Senior.....	1/6/2023
Kate	Strombom.....	Overland Park.....	KS.....	WW+	1/5/2023
Larry.....	Cox.....	Lenexa.....	KS.....	Sawdust.....	1/4/2023
Nik.....	Hiremath	Kansas City.....	MO.....	Benefactor	1/4/2023
Tom	Lindley.....	Kearney.....	MO.....	Benefactor	1/4/2023
Randy.....	Knotts.....	Liberty.....	MO.....	Senior.....	1/3/2023
Howard.....	Rosenthal.....	Overland Park.....	KS.....	WW+	1/3/2023
Thomas	Willoughby.....	Kansas City.....	MO.....	WW+	1/3/2023
Sam	Beavers.....	Independence.....	MO.....	WW+	1/2/2023
Timothy.....	Jaques.....	Kansas City.....	MO.....	Benefactor	1/2/2023
Jennifer.....	Jursich.....	Shawnee.....	KS.....	Benefactor	1/2/2023
Jim.....	Lloyd.....	Kansas City.....	MO.....	Sawdust.....	1/2/2023
John	Moore.....	Independence.....	MO.....	WW+	1/2/2023
Carole.....	Shelton.....	Oak Grove.....	MO.....	Regular.....	1/1/2023
Stephan.....	Vandenbroucke.....	Kansas City.....	MO.....	WW+	1/1/2023
David.....	Mitchell.....	Columbus.....	GA.....	Senior.....	12/31/2022
Shane.....	Pascoe.....	Grain Valley.....	MO.....	Benefactor	12/31/2022
Brad.....	Babcock.....	Lee's Summit	MO.....	Benefactor	12/30/2022
Blake.....	Haas.....	Kansas City.....	KS.....	WW+	12/29/2022
Kurt.....	Battles.....	Kansas City.....	MO.....	WW+	12/28/2022
Jeremy.....	Dicks.....	Independence.....	MO.....	Sawdust.....	12/28/2022
Pamela.....	Garrett.....	Overland Park.....	KS.....	WW+	12/28/2022
Jared.....	Buffington.....	Overland Park.....	KS.....	Benefactor	12/27/2022
Fernando.....	Fernandez.....	Parkville.....	MO.....	WW+	12/27/2022
Semra.....	Fetahovic.....	Kansas City.....	KS.....	Sawdust.....	12/27/2022
Patricio.....	Mujica.....	Parkville.....	MO.....	Sawdust.....	12/27/2022
Jamie.....	Nickerson.....	Prairie Vilage.....	KS.....	WW+	12/27/2022
Charles.....	Owens.....	Liberty.....	MO.....	Benefactor	12/27/2022
Kurt.....	Wiedeman.....	Kansas City.....	MO.....	Sawdust.....	12/26/2022
Nathan.....	Brown.....	Fairway.....	KS.....	Sawdust.....	12/25/2022
Matthew.....	McGrew.....	Kansas City.....	KS.....	Benefactor	12/25/2022
Eric.....	Mitchell.....	Liberty.....	MO.....	WW+	12/25/2022
Heather.....	Sicks.....	Kansas City.....	MO.....	WW+	12/25/2022
Luke.....	Wantz.....	Independence.....	MO.....	Sawdust.....	12/25/2022
Ryan.....	Lucas.....	Kansas City.....	MO.....	Regular.....	12/24/2022
Brian.....	Wathen.....	Lathrop.....	MO.....	WW+	12/24/2022
Meghan.....	McCauley.....	Raytown.....	MO.....	Student.....	12/21/2022
Chris.....	Johnson.....	Kansas City.....	KS.....	Sawdust.....	12/20/2022
Chad.....	Carson.....	Kansas City.....	MO.....	Regular.....	12/18/2022
Donald.....	Martinez.....	Raytown.....	MO.....	Sawdust.....	12/18/2022
Christian.....	Zirbel.....	Kansas City.....	KS.....	Sawdust.....	12/17/2022
Josh.....	Quick.....	Platte City.....	MO.....	WW+	12/16/2022
Andrew.....	Stanley.....	Lenexa.....	KS.....	WW+	12/16/2022
Shawn.....	Smith.....	Kansas City.....	MO.....	Sawdust.....	12/14/2022
Bradley.....	Wiedeman.....	Kansas City.....	MO.....	Sawdust.....	12/14/2022
Cassandra.....	Gillespie.....	Kansas City.....	MO.....	Sawdust.....	12/13/2022
cathy.....	Heiman.....	KCMO.....	MO.....	Benefactor	12/12/2022
Aidan.....	Murray.....	Kansas City.....	MO.....	Sawdust.....	12/12/2022
kylie.....	Schwaller.....	kansas city.....	MO.....	Sawdust.....	12/12/2022
Aubrey.....	Williamson.....	Fairway.....	KS.....	WW+	12/12/2022
David.....	Hughes.....	Shawnee.....	KS.....	Benefactor	12/11/2022
John.....	Hughes.....	Shawnee.....	KS.....	Sawdust.....	12/11/2022

Current Membership 1016



Christmas Awards Dinner Photos by Neal Ray's Photography



LASER ENGRAVER SIG - JANUARY

Laser Engraver SIG meets the fourth Wednesday of the month at 7 PM. If you wish to be trained to use the laser engraver join us at the meeting and we will do the required training immediately following the SIG.

First, let us keep our leader Mike McCauley in mind as he is recovering from heart surgery. May this procedure give him the better health that he needs and a quick recovery. We all miss him at the guild and the training that he provides us.

At the December SIG we shared several amazing projects that some of the participants had made. Also discussed the creation and adjustment of slots and pins. There is a new feature in Lightburn to help with adjusting the size of these as a group, for the thickness of the wood you are working with. Also discussed other aspects of using Lightburn such as using the grid, adjusting the grid spacing, snapping to the grid and adjusting the size of your moves with the forward and backward move keys.



Kansas City Woodworkers' Guild's new Rabbit Laser Engraver



At the January SIG we will continue to look at and discuss features of Lightburn and general ways of working with the software. So, if you have questions, bring them. More importantly, help us answer those questions and bring projects to share with us. This month we will be looking at Kumiko "Laser Style" and since next month includes Valentine's Day, our project will be a rose for your sweetheart.



Join us for the SIG and remember if you want to be trained to be able to use the laser, stick around after the SIG and we will get you trained.

Curtis Alexander
Laser Engraver SIG
Co-Lead



Mike McCauley
Laser Engraver SIG
Co-Lead





*Christmas Awards Dinner Photos
by Neal Ray's Photography*



PLEASE SUPPORT OUR KCWG SPONSORS

COMPANY NAME	ADDRESS/WEBSITE/DESCRIPTION	KCWG DISCOUNT AMOUNT
 <p>Baird Brothers FINE HARDWOODS Our Family's Heritage Your Family's Home</p>	<p>Baird Brothers Fine Hardwoods (Cherry Sponsor) Canfield, OH 800.732.1697 • bairdbrothers.com</p> <p>Hardwood lumber and plywood, custom millwork, mouldings, interior doors, stair parts and tools.</p>	<p>10% Identify KCWG membership on order</p>
<p><i>Bloomer Hardwoods</i></p>	 <p>(Pine Sponsor) Phone: 816.330.3596 13585 45 Highway Platte City, MO 64079</p> <p>Hours: MON - FRI 8:30AM - 4:30PM</p>	
 <p>Stone's Sticks Stone Ductimiere, Owner Hardwood for crafting, DIY projects, outdoor and indoor firewood. Follow us on Facebook: Stone's Sticks</p> <p>417 N. Colvada Ave. 620.931.8679 Burrton, MO 64603 stonessticks2019@gmail.com</p>	<p>Stone's Sticks (Pine Sponsor) Burrton, KS 620.931.8679 stonessticks2019@gmail.com</p> <p>DIY hardwood craft supplies, lumber, trim, cooking wood and firewood.</p>	<p>10% Show current membership card on order/payment</p>
 <p>NEAL RAY'S PHOTOGRAPHY</p>	<p>Neal Ray's Photography 9 E Kansas Street • Liberty, MO 816.582.5968 nealraysphoto@gmail.com</p> <p>Photographic studio portraits.</p>	 <p>Official Photographer of the Kansas City Woodworkers' Guild</p>
<p>SUPERIOR GRINDING</p>	<p>Superior Grinding 5315 Raytown Road • Raytown, MO 816.561.8665 superiorgrindingllc.webstarts.com</p> <p>Sharpening tools used by professionals and homeowners.</p>	<p>10% Show current membership card on order/payment</p>
 <p>METRO HARDWOODS, INC.</p>	<p>Metro Hardwoods 4243 S Noland Road • Independence, MO 816.373.1710 metrohardwoodsinc.com</p> <p>Hardwood lumber, plywood, finishes, saw blades and bits.</p>	<p>10% Show current membership card on order/payment</p>

MEMBERS ONLY WEB CHANGES, WIRING AND IT



Coming soon to your email will be a survey about our next Guild meeting presenter “Odies Oil”. Please take a moment to review the email and the vendors site and send back your questions ahead of time for the vendor to compose insightful responses in their presentation.

Changes to the website “**members only**” section will make it easier to find past meeting minutes and business documents for the Guild. This new page will be visible by the time you are reading this.

Network wiring - We are near the last stages of this project...

Wireless upgrades. Soon we will have better saturation within the entire shop for your wireless needs.

Our wired infrastructure has been greatly improved with only a few drops left to terminate.

Soon we will be able to present web content in our hand tool room as an alternative to the library for larger groups.

A review of our (numerous) IT systems that provide automation between Membership/ Sign-ups/Mailings/Library/Wood Turners has been conducted and we are going to make

a few changes to streamline and control costs. ALL of this is dependent on good information from our members.

With membership renewals ongoing it is important we have your current email address. The address you provide us allows not only your membership to be processed but also your ability to receive notifications of events/classes/shop closures as well as the ability to sign up for training. Please keep us in mind when you make changes.

Email addresses for Guild leadership ARE CHANGING Please reference the guilds website/contact page as this evolves for the current address information. This is being done to provide better continuity to leadership transitions as well as leverage our electronic document storage options. Stay tuned as we roll out these changes so you can update your address books.

Brian Rorabaugh

*Director of
Communications
& Webmasterr*



SPONSORSHIP NOTES

I hope everyone had a wonderful holiday season and your new year has started out well. Personally, I had a good year last year in spite of some physical injuries and the loss of friends and acquaintances that I will miss. I thank all of the people that helped me over the past year as well as those that put up with me. I wish each and every one of you a good and fulfilling 2023.

Our sponsors are important to the Guild. For your projects, please contact the Guild sponsors listed

within this newsletter. Support the sponsors in return for them sponsoring our Guild.

Sponsorships will lapse at the end of this month, January.

Sponsorship of the Guild is limited to individuals, companies, groups, etc. directly engaged in the woodworking industry. Sponsorship includes monetary gifts to the Guild as well as discounts purchases to members and/or the Guild proper. Non-monetary gifts may include items

for the Raffle Table (at the monthly member meetings), Assets (equipment, tools, cabinets, etc.), Class/Community Project supplies (material, hardware, glass, etc.) and General Shop supplies (consumables including, blades, drill or router bits, sandpaper, glue, finishing products, cleaning supplies, etc.).

Duane Miller
Director of Sponsorship



Christmas Awards Dinner Photos by Neal Ray's Photography

PRODUCT REVIEW

ODIE'S OIL WOOD FINISH

I have recently started using Odie's Oil as a finish on several projects that I have built. After watching the owner of Odie's on YouTube, I was taken with how easy it is to apply. Additionally, I was also intrigued with the fact that it is a food-safe finish. A real bonus is that it smells really good too! My first use was on knife scales. It goes on easy, can be applied with your bare hands and polishes out quite nicely. My most recent project was using it on a couple of decorative planter boxes that I constructed out of Plyboo™ (bamboo plywood) for a local architect friend of mine.

According to Odie's Oil, the product is non-toxic, food safe (which means it can come in contact with food and have no adverse effects to the food) and it is so easy to apply. They have several products they offer that are penetrating oil products. Most of us sand up to 220 grit prior to finishing and Odie's suggests using a grey or white Scotch-Brite pad to apply their product. The grey pads are equivalent to a 220 grit sandpaper and the white pads are really not abrasive. Both work quite well in applying their penetrating oil products. Odie's has done a remarkable job posting highly informative videos about the use of their products on Instagram and YouTube. I learned about Odie's on Instagram due to following several folks who make cutting boards commercially. Another endearing quality of Odie's Oil is that all of their ingredients are non-toxic, solvent free and safe to use indoors without ventilation. On those occasions where I have been applying Odie's Oil to a project in my shop, I come in from the shop and my wife comments on how good it smells. I would have to agree... This stuff smells fantastic! More importantly, having used virtually every penetrating oil finish you can name, I have found Odie's Oil to be one of the best, if not THE best oil finish I have ever used. I have been a devout fan of Watco Danish Oil for as long as I can remember, but having



used Odie's Oil, I am a total convert. All I can say to those reading this review is to give it a try. You will not be sorry. Use Odie's Oil according to how they recommend using it, and you will be convinced. This is a product whose time has come. No VOC's, no toxicity, food safe and no special precautions for application. This is the best of all possible worlds. If you try it and don't like it, let me know and I will buy what you have left over. No questions asked. This is now my automatic "go-to" penetrating oil finish.



Mike Jones
Director of Safety



Christmas Awards Dinner Photos

by Neal Ray's Photography



Bloomer



Hardwoods

Products Available at Bloomer Hardwoods

- Ash 4/4 & 8/4
- Cedar Aromatic
- 4/4, 8/4, & 12/4
- Cherry 4/4, 8/4 & 12/4
- Maple 4/4
- Pecan 4/4 & 8/4
- Red Oak 4/4 & 8/4
- Walnut 4/4 & 8/4
- White Oak 4/4
- Plywood for Cabinets
- And many other Local Hardwoods

Offered Services

- Log Milling
- Custom Drying 20,000 bf
- Planing
- Straight lining
- Glued Panels
- Wide Belt Sanding
- Profile Replication
- Custom Moulding
- Template matching of existing pattern

Phone: 816.330.3596

13585 45 Highway, Platte City, MO 64079

Hours: MONDAY - FRIDAY 8:30AM - 4:30PM

JANUARY MACHINE SAFETY REVIEW

Hand Tools

Compared to a lathe spinning at 4,000 RPM, hand tools may appear innocuous. And by and large, they are safer than power tools. Nevertheless, they can hurt, as anyone who has hit a thumb with a hammer or gashed a hand with a knife can attest.



Safety rules






1. Use the right tool for the job and use it as it was designed to be used. Improvisation can lead to injury.
2. Make sure any edge tools you use – knives, chisels, carving tools, planes, etc. – are *sharp*. Dull edges require excessive force, and that can lead to accidents.
3. Carry pointed tools by your side with the points and heavy ends down.
4. Whenever possible, secure your workpiece with a vice or clamp.
5. Keep both hands behind the blade of a chisel or knife and out of the path of a saw. Don't cut toward any part of your body.
6. When you need to pull a knife to make a cut, make sure that you pull it to the side of your body.

JANUARY 2023 OPEN SHOP SCHEDULE

day	January	Date	9am	10	11	12	1	2	3	4	5	6	7	8	9pm
Sunday	January	1		Chuck Saunders					Chris McCauley						
Monday	January	2						Ron Haw				Gary Strohm			
Tuesday	January	3	Gary Creek			Craig Arnold							Kara Paris		
Wednesday	January	4	Roger Bartlett									LC Meeting			
Thursday	January	5	Gary Mielke									Training			
Friday	January	6			Mike Faulkner										
Saturday	January	7	Mike Jones					Basic Skills Class Free Just Show Up	George Rexroad						
Sunday	January	8		Rob Young					Mark Waugh						
Monday	January	9	John Sloss				Ron Haw					Woodturners General Meeting			
Tuesday	January	10	Matt Nowak			Ron Lomax			Craig Arnold			Roland Mohler			
Wednesday	January	11	Bob Caldwell									Scrollsaw SIG			
Thursday	January	12	Gary Mielke									Training			
Friday	January	13		Curtis Alexander				Ed Stewart				Barb Hinton			
Saturday	January	14	Dave Kraatz				Norm Carpenter								
Sunday	January	15		Chuck Saunders					Chris McCauley						
Monday	January	16	Jerry Thompson					Ron Haw				Gary Strohm			
Tuesday	January	17	Gary Creek			Craig Arnold							CNC SIG 6:30		
Wednesday	January	18	Roger Bartlett				Tim Locke					General Meeting			
Thursday	January	19	Gary Mielke									Training			
Friday	January	20			Mike Faulkner			Mike McCauley				Kenan Orhan			
Saturday	January	21	Dave Kraatz					Tom Smoller							
Sunday	January	22		Rob Young				Handtool SIG	Wayne Peterson						
Monday	January	23	John Sloss					Ron Haw				Kolton Stimpert			
Tuesday	January	24	Matt Nowak			Ron Lomax			Craig Arnold			Roland Mohler	Carving SIG		
Wednesday	January	25	Bob Caldwell									Kevin Thomas	Laser SIG		
Thursday	January	26	Gary Mielke									Training			
Friday	January	27						Ed Stewart				Rick Chandler			
Saturday	January	28	Dave Kraatz				Don Steele								
Sunday	January	29		Chuck Saunders					Mike McCauley						
Monday	January	30						Ron Haw							
Tuesday	January	31	Gary Creek			Craig Arnold						Rick Chandler			

Posted on December 28, 2022

PLEASE SUPPORT OUR KCWG SPONSORS

COMPANY NAME	ADDRESS/WEBSITE/DESCRIPTION	KCVG DISCOUNT AMOUNT
	Rockler (Mahogany Sponsor) 15340 West 119th Street • Olathe, KS 763.478.8214 rockler.com/olathe-store	10% Show current membership card on order/payment-Some Restrictions May Apply
	Woodcraft (Mahogany Sponsor) 8645 Bluejacket Road • Lenexa, KS 913.599.2800 woodcraft.com/stores/kansascity Power tools and accessories, hand tools, fasteners, hardware, wood, finishes, clamps, workbenches, personal safety equipment and education.	10% Show current membership card on order/payment
	Taylor Toolworks (Mahogany Sponsor) Columbia, MO 573.397.6432 taytools.com Specialty hand tools, supplies and fixture and jig hardware.	10% INPUT coupon code KCWG10 to receive discount
	L&K Hardwoods (Mahogany Sponsor) 3101 N Lentz Road • Independence, MO 816.249.4400 landkhardwoods@gmail.com • landkhardwoods.com Custom milling, kiln drying, hardwood lumber, live edge slabs, and custom furniture.	10% Show current membership card on order/payment
	Walrus Oil (Cherry Sponsor) Springfield, MO 816.848.8598 • https://walrusoil.com/ Oil and wax finishes for cutting boards, furniture and leather and waterless skincare.	10% Identify KCWG membership on order Coupon Code: KCWG
	Lie-Nielsen Toolworks (Cherry Sponsor) Warren, ME 207.273.2520 lie-nielsen.com Hand tools, sharpening and tool care products, workbenches and education for woodworkers.	10% Offered only on purchases made at the annual guild tool show. Must show current membership card on order/payment at the guild

TENTATIVE

FEBRUARY 2023 OPEN SHOP SCHEDULE

	February	Date	9am	10	11	12	1	2	3	4	5	6	7	8	9pm
Wednesday	February	1	Roger Bartlett									LC Meeting			
Thursday	February	2	Gary Mielke									Training			
Friday	February	3			Mike Faulkner										
Saturday	February	4	Mike Jones					Basic Skills Class Free Just Show Up	George Rexroad						
Sunday	February	5		Chuck Saunders					Chris McCauley						
Monday	February	6						Ron Haw				Gary Strohm			
Tuesday	February	7	Gary Creek			Craig Arnold							Kara Paris		
Wednesday	February	8	Bob Caldwell									Scrollsaw SIG			
Thursday	February	9	Gary Mielke									Training			
Friday	February	10		Curtis Alexander				Ed Stewart				Barb Hinton			
Saturday	February	11	Dave Kraatz				Norm Carpenter								
Sunday	February	12		Rob Young						Mark Waugh					
Monday	February	13	John Sloss				Ron Haw					Woodturners General Meeting			
Tuesday	February	14	Matt Nowak			Ron Lomax			Craig Arnold			Roland Mohler			
Wednesday	February	15	Roger Bartlett				Tim Locke					General Meeting			
Thursday	February	16	Gary Mielke									Training			
Friday	February	17			Mike Faulkner			Mike McCauley				Kenan Orhan			
Saturday	February	18	Dave Kraatz					Tom Smoller							
Sunday	February	19		Chuck Saunders						Chris McCauley					
Monday	February	20	Jerry Thompson					Ron Haw				Gary Strohm			
Tuesday	February	21	Gary Creek			Craig Arnold							CNC SIG 6:30		
Wednesday	February	22	Bob Caldwell									Kevin Thomas Laser SIG			
Thursday	February	23	Gary Mielke									Training			
Friday	February	24						Ed Stewart				Rick Chandler			
Saturday	February	25	Dave Kraatz				Don Steele								
Sunday	February	26		Rob Young				Handtool SIG	Wayne Peterson						
Monday	February	27	John Sloss					Ron Haw				Kolton Stimpert			
Tuesday	February	28	Matt Nowak			Ron Lomax			Craig Arnold			Roland Mohler Carving SIG			

Updated on November 2 • 2022



Christmas Awards Dinner Photos by Neal Ray's Photography



GUILD ACTIVITIES AT THE SHOP

Always check the guild website before leaving home to be sure that a scheduled event is actually taking place.

There will also be times when the shop will be closed to open shop periods due to a special meeting, class or event. These closures will be clearly noted on the monthly open shop schedule and are typically highlighted by a color other than the green background that normally indicates an open shop period.

BOARD, LEADERSHIP, COMMITTEE & GENERAL CONTACTS DIRECTORY

President	Cal Hobbs	president@kcwg.net
Vice-President.....	Mike McCauley	vicepresident@kcwg.org
Secretary	David Roth	secretary@kcwg.net
Treasurer.....	Gary Mielke	treasurer@kcwg.net
Member-at-Large.....	Craig Arnold	memberatlarge@kcwg.net
Director of Assets	Chuck Saunders	assets@kcwg.org
Director of Communications.....	Brian Rorabaugh	communications@kcwg.org
Director of Events	Chris McCauley	events@kcwg.org
Library - Questions, comments & suggestions.....		teamlibrary@kcwg.org
Librarian.....	Don Steele	library@kcwg.org
Newsletter Editor	Ron Haw	newsletter@kcwg.org
Director of Membership	Jim Berard.....	dir.membership@kcwg.net
Director of Programs	Matt Nowak.....	dir.programs@kcwg.net
Director of Safety	Steve Venne.....	dir.safety@kcwg.net
Director of Sponsorship.....	Duane Miller	dir.sponsorship@kcwg.net
Director of Training	Kevin Thomas.....	dir.training@kcwg.org
Asst Director of Training.....	Brent Murphy.....	assistraining@kcwg.net
Videos - Questions, comments & suggestions.....		teamvideo@kcwg.org
Web Master.....	Open	webmaster@kcwg.org

ESSENTIAL LINKS & SERVICES

Kansas City Woodworkers Guild Website.....	https://kcwg.org
Guild Training and Available Classes	http://kcwg.org/classes/
Members Only Section (Password Rqd).....	http://kcwg.org/member-only-area/
Guild Photo Bank and Upload Center.....	https://member.kcwg.org/photo-submission/
Place a Classified Ad	classifieds@kcwg.org
Project Storage Area (rental and questions).....	storage@kcwg.net
KCWG Facebook Page.....	https://www.facebook.com/kcwgw
KCWG Videos	https://kcwg.org/videos

KANSAS CITY WOODWORKERS' GUILD SPECIAL INTEREST GROUPS (SIG'S)

Carving SIG	carvingSIG@kcwg.org
CNC SIG	cnc@kcwg.org
Hand Tool SIG	handtoolSIG@kcwg.org
Laser SIG	laserSIG@kcwg.org
Scroll Saw SIG	scrollsawSIG@kcwg.org

VISIT
THE KANSAS CITY
WOODWORKERS' GUILD
ONLINE AT
WWW.KCWG.ORG

