

DECEMBER 2022 WOOD WORDS



**PUBLISHED BY THE KANSAS CITY
WOODWORKERS GUILD**
3189 MERCIER ST * KANSAS CITY * MO * 64111

IN THIS ISSUE...

Note: You may go directly to any article shown below by simply clicking on the article name below:

"HOBBS"ERVATIONS	1
Santa's Workshop	2
CNC SIG Roundup	3
Member Projects - David Roth & Jim Bany.....	4
Credit Cards, Library Books, Wiring and E-mail Accounts	5
 The Updates Continue	5
From the Shop	7
Member Projects - RUSS AMOS & NEAL SHOGER	8
Library - December 2022	9
December Financial Report	10
From the Training Desk.....	12
Safety Thoughts and Tips.....	13
Members Renewal in Full Swing!	16
Program Director Offers a Plan for the Future	16
New Member Welcome	17
Laser Engraver SIG - December '22	19
December Machine Safety Review.....	22
December 2022 Open Shop Schedule.....	23
Tentative January 2023 Open Shop Schedule.....	24
Board & Leadership Committee & General Contacts	25
 Directory	25

"HOBBS"ERVATIONS

Merry Christmas to all of you out there, whether you are current or past members, or those that are otherwise associated with the Guild. I hope you all are set for your Christmas parties and all your gifts are purchased and/or made!

If you are one of our past or future members, consider joining! I say this all the time but a Guild membership is the best deal in town. And if you think someone could use a membership under the tree, then by all means, contact Jim Berard our director of membership at dir.membership@kwcg.net and he will be happy to get you set up! You won't regret it.

What's on your list for the New Year? Goals, skills, projects? I'd love to hear about them. I'm currently working on a flooring project in our house, and after that I will be hoping to tackle a live edge coffee table which is something I have never done before. And of

Continued on Page 2

Continued from page 1

course those unfinished projects keep calling my name. Better keep the list reasonable, that way I have a chance at success.

Our heartfelt best wishes for a Merry Christmas and a

Happy New Year, to all of you from the Kansas City Woodworker's Guild.

Cal Hobbs
KCWG
President



SANTA'S WORKSHOP

On November 19-20, the Kansas City Woodworkers' Guild and the Kansas City Wood Turners jointly sponsored the second annual Santa's Workshop & Holiday Gift Mart.

This year we gave out 563 trucks



that the kids made by taking a



block of poplar to six different stations to make cuts to the



block in order to create a toy truck. That's nearly 200 more

than in 2021.



They meet with assembler elves and Santa inspects each truck to



Continued on Page 3

Continued from page 2

declare the child an “official toy maker” for Santa’s Workshop. The Woodturners club then gives each child a top, so the kids get two gifts in one.

This year we offered them the opportunity to custom laser engrave the back of the cab with our logo and their name to make the truck a special commemorative. The public loved the extra touch even though the line got backed up. By Saturday afternoon we refined the process and the engraving went a lot smoother.

The children get so excited and our worker elves got to share in their enthusiasm, as the kids



made their way through the process, we got a lot of good reviews on Facebook from attendees, even those that had to wait had good comments.

As a kid I remember going to Macy’s and waiting hours to talk to Santa for only a

minute, of course we had to get a picture. At Santa’s Workshop the wait wasn’t that long comparatively and they had the experience of getting to see what it takes to make a toy.

Most of the vendors did fairly well with selling their handmade items and vendors got pizza which was covered by their booth fees.


Magically yours,

Santa

**Mike
McCauley**
Vice-President



CNC SIG ROUNDUP



In our January meeting we will continue our discussion of using the “Spiral Gadget” in Vectric software to generate spiral toolpaths for the Turning Center on the Maverick CNC. A demonstration of the spiral toolpath is also planned where we will turn a part with a spiral design on the surface.

Also on the agenda will be a time for “Show and Tell” where you can share with others any projects you have worked on that involved the CNC.

As usual there will also be an

open discussion time where anyone can share successes or difficulties they have had with the CNC.

Anyone with an interest in learning to use the CNC is welcome to join us. We will meet at 6:30pm Tuesday January 17 in the Guild Library.

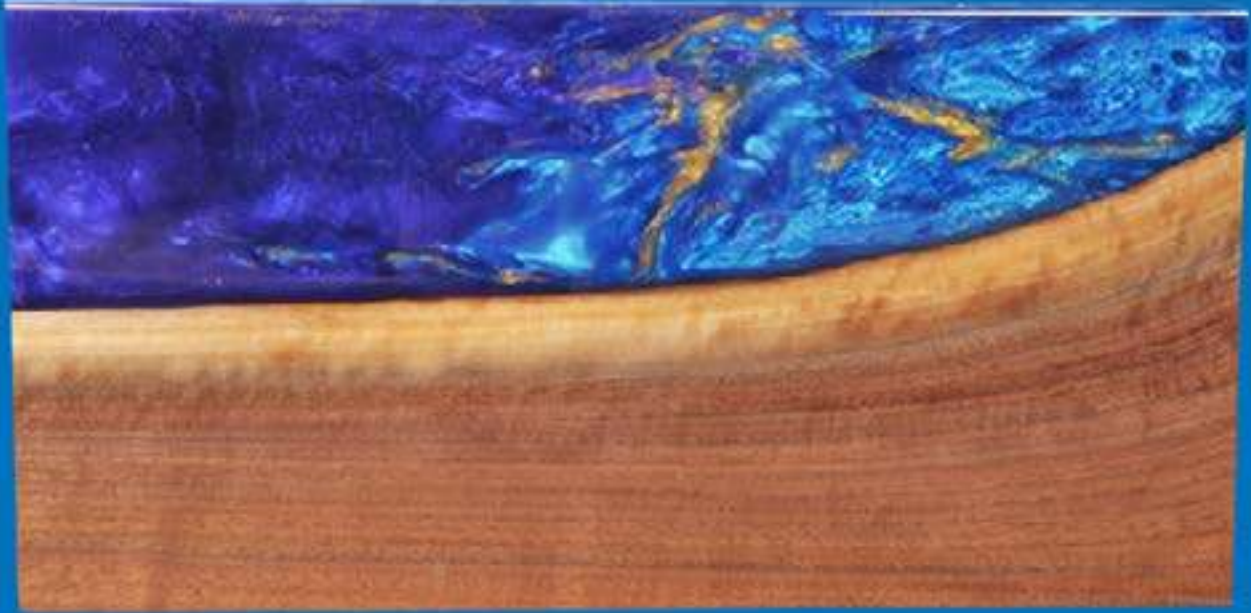
Ed Stewart
CNC Co-Leader

Ed Stewart
CNC SIG
Co-Coordinator



With the holiday season in full swing, we will NOT have a CNC CIG for the month of December. We will resume our regular schedule in January of next year.

MEMBER PROJECTS - DAVID ROTH & JIM BANY



DAVID ROTH

Project Name: Charclrje Board

Materials: Walnut and Epoxy

Finish Used: Top Coat Epoxy

Points of Interest: Swirls and Timing

JIM BANY

Project Name: Table Legs

Materials Used: Red Oak

Challenges

Encountered: Carving



CREDIT CARDS, LIBRARY BOOKS, WIRING AND E-MAIL ACCOUNTS - THE UPDATES CONTINUE

Conversion to our new payment processor is now completed. This posed many challenges in transition and I would like to thank Mike McCauley for his assistance. Please note that when signing up for classes or events where pricing is involved you must enter the correct price based on your membership level.

NOTE>>>***This change of payment processors has NO effect on the ongoing membership renewals. ***

Network wiring - Wiring has been pulled and staged throughout the shop. Termination of cables is next - This should be completed by XMAS.

A new printer has been procured for the library and prints much faster than the old unit. Please help us keep the library clean by keeping the door shut to prolong its lifespan.

A review of our (numerous) systems that provide automation between Membership/Sign-ups/mailings/Library/Wood Turners has been conducted and we are going to make a few changes to streamline and control costs. ALL of this is dependent on good information from our members.

With membership renewals ongoing it is important we have your current email address. The address you provide us allows not only your membership to be processed but also your ability to receive notifications of events/classes/shop closures as well as the ability to sign up for training. Please keep us in mind when you make changes.

The library group is interested

in your suggestions for content to add to our collection for the budget year of 2023. Please contact Don Steele or Brian Rorabaugh with your suggestions.

Email addresses for Guild leadership ARE CHANGING. Please reference the guilds website/contact page as this evolves for the current address information. This is being done to provide better continuity to leadership transitions as well as leverage our electronic document storage options. Stay tuned as we roll out these changes so you can update your address books.

Brian Rorabaugh

*Director of
Communications
& Webmaster*



TAYLOR TOOLWORKS



VISIT TAYLOR TOOLWORKS at

WWW.TAYTOOLS.COM

FROM THE SHOP

Announcing a new Shop Foreman!

Starting in January we have a new Shop Foreman and a new Open Shop timeslot. Tim Locke will be holding Open Shop on the third Wednesday following Roger Bartlett and preceding the Membership meeting.



Tim Locke

Sadly, we have to take the bad with the good. Dave Krug will be retiring as a Shop Foreman (First Friday's 2-6pm) He is making the coveted move to Taos New Mexico and he has decided that the commute back to the shop for Open Shop would result in him getting home too late at night. Dave has been a great contributor to the Guild both as a Shop Foreman and his assistance to the Training program. Join me in wishing Dave well and thanks for his contributions to the Guild.

Guild Project Volunteers:

To all who have stepped up and volunteered their time to work on the Guild fundraising projects, Thank You All. The Guild projects serve several purposes that benefit the organization. Some projects bring additional funds to the Guild allowing us to maintain and upgrade the shop facilities. Other projects provide an opportunity for the Guild to give back to the community in ways that we are well suited. All of the projects provide something of truly great value, creating a stronger sense of community within the Guild. While the shop is open many hours a month and many members are working on their projects, it's not the same as working on a project with someone. You get to know other members you might never meet otherwise. Before you

know it you are referring to you Guild friends and the Guild starts to become something more than a shop space and a General Meeting program.

The Guild becomes a part of who you are and the Guild becomes stronger because of that. Who knows, this might be the first step on your path to volunteering to serve on the Leadership Committee. Another value of Guild projects is improving your skills and learning new ones. Too often we don't try new things because,



well, they're new. Fear of failing can keep us from attempting in the first place. Working on Guild projects gives you the opportunity to try new things with someone there to guide you and you don't have to provide the materials. Once you learn how to put our hardware on our turfboxes, you are ready to put hardware on your jewelry box project. So much good is waiting for those who volunteer, and so much has been accomplished by those who have volunteered.

Thank you all and Merry Christmas!



Chuck Saunders

Director of Assets

MEMBER PROJECTS - RUSS AMOS & NEAL SHOGER



TOM SMOLLER
Project Name: What is It



RUSS AMOS



NEAL SHOGER
Project Name: What Am I



YOUR SAFETY COMMITTEE IS LOOKING FOR YOUR HELP

We are looking for a few good woodworkers who would like to become committee members. If you are interested please contact us at safety@kcwoodworkersguild.org and we can provide you with more information.

We are also looking for someone interested in helping with the safety videos. If you would like to act as an actor for an upcoming router table safety video please contact us at safety@kcwoodworkersguild.org.

LIBRARY - DECEMBER 2022

The 2023 Membership drive is underway until the end of February. I am receiving information on new members who have joined and I am manually entering that into the Library patron file. If you want to check out a book or dvd and you are not listed as a patron, please send an email to librarian@kcwg.org with your name, the email address you use with the Guild, and your membership number (this is on the back of your nametag in the shop or in an email you received from Membership). We will add you as a patron and notify you when that is done. If you have any questions, please email us.

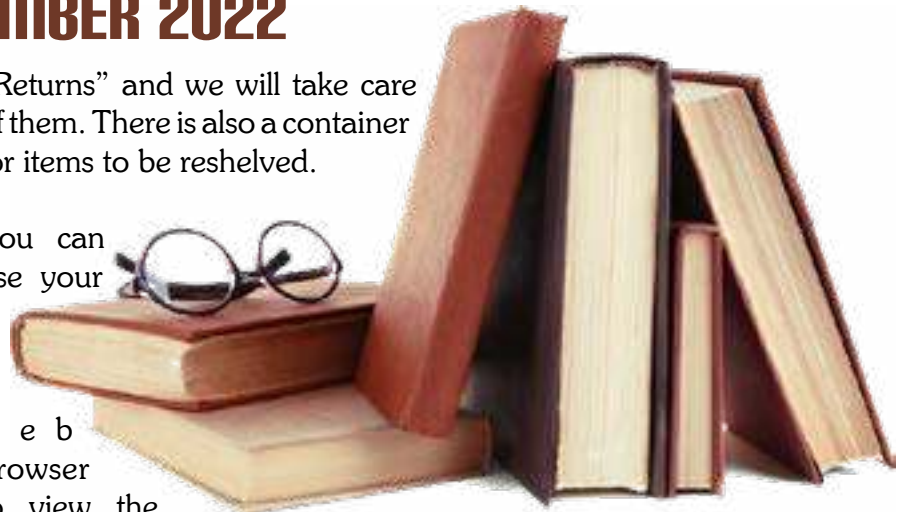
There is a Library Checkout binder on the Library desk if you would prefer to use that instead of using the computer. Items that are returned should be placed in the container on the desk marked

“Returns” and we will take care of them. There is also a container for items to be reshelved.

You can use your

web browser to view the

library book catalog online by going to the Guild website (kcwg.org) home page and clicking “Resources” from the “About” tab dropdown menu. This will take you to the Library page and you can click “Visit the KCWG Library”. The catalog can also be searched through the computer on the desk in the Library. See the icon on the desktop of the computer. The Guild computer is on the desk in front of the dvd storage. The other computer belongs to



the Turners. You can search the online catalog by Category, Author, Title, or Call Number. If you have trouble getting a book checked out or any other Library issue please send an email to: librarian@kcwg.org.

Don Steele
KCWG
Librarian



DECEMBER FINANCIAL REPORT



There is a lot going on as we rap up 2022. The Guild will have a great year financially. The Turf box project insures that. The membership needs to thank all those that have volunteered to help on that project and there will be more opportunities in 2023 before all the boxes are completed.

The 2023 budget will be completed in December and approved by the Board in early

January. If you have recommendation or suggestions, there is still time to notify someone on the leadership committee.

Membership renewal is running ahead of last year and it appears that the Guild will start 2023 in a strong financial passion. For those that have not renewed you have until the end of January to renew and get a \$5.00 discount. Current members who have not renewed by the end of February will be dropped from the membership list. This means there are no renewal after February 28th. Only new members and new members are required to take the safety test and orientation before they have

shop privileges.

If you are renting wood storage space in the back room, do not forget to pay your rent for 2023. You will receive an email at the end of December with the amount due. Storage rates will increase 20% for 2023. You can pay using PayPal or you can bring the payment to the Guild or Mail a check.

Monthly Guild financial information is available in the "Members Only" section of the web site. Please review the data and let me know if you have questions.

Gary Mielke
Treasurer



DO YOU HAVE a Committee Meeting, SIG Team Meeting, Training Meeting or other meeting that you need to schedule?

HOLD YOUR MEETING ONLINE!

All that you need to do to set up your meeting is send a message to: communications@kwcwg.org with the email addresses of the people you want to invite, the date and time of your meeting and we will set the meeting up for you.

THAT'S ALL THAT THERE IS TO IT!



TOP GIFT

\$149⁹⁹

ROCKLER HVLP FINISHING SPRAYER

Reg. \$169.99 SKU: 69890



\$29⁹⁹

BENCH DOG® 12 OZ. BRASS MALLET WITH SAPELE HANDLE

Heavy brass head for superior control and minimal bounce-back

SKU: 88868



\$49⁹⁹

ROCKLER PEN PRESS

Fine threads apply precise, controlled pressure to press your pen parts together after turning on the lathe

SKU: 56943



\$119⁹⁹

PEN-TURNING ERGONOMIC CARBIDE TURNING TOOLS, 3-PIECE SET

Small size is ideal for pen turning and other mini lathe projects

Reg. \$159.99 SKU: 47600



ROCKLER
CREATE WITH CONFIDENCE

HOLIDAY SALE PRICING VALID 11/18-12/24/2022

15340 W 119th St. • Olathe, KS 66062 • (913) 815-2002 • Rockler.com

Please check Rockler.com for current store hours.

Visit Rockler at: www.rockler.com



Well, another year is about to tell us goodbye. Before we say Hello to 2023, I thought we'd go over a few of our accomplishments, in Training, from 2022. While the remnants of COVID slowed things down a bit, we still had a pretty good year. Our Basic Wood-working class continues to be one of the most popular classes. It is a class that brings



new members to the Guild. While the Hand tool Basics class and the Intermediate Woodworking classes are also popular, they don't compare to the appeal of



the Basic class. Because of this, we will be looking for ways to expand the Basic Woodworking class experience. More on that to come in the future.

Back in September, we had a very successful class with Windsor Chair maker, David Abeel. David has expressed interest in returning again. If there is the interest, we may look in that direction. As I wrote in my "From the Training Desk" post in April of this year, costs are still an issue. So please be patient, we're doing our best to bring you valued, informative classes through talented instructors.



I believe we've finished up the year on a high note. Starting with Jim Bany's Skill Builder on Building Tables for Flourish Furniture Bank. I'm working with Jim to put together some Build a Table workshops for after the first of the year. So stay tuned for more information on these workshops.

And finally, I want to thank the talented instructors from our Basic, Intermediate, and Hand Tool classes. They have continued to bring their talents to you with Holiday themed classes. These "Holiday

Continued on Page 13

Continued from page 12

Quickies” have been very popular. A special thanks to Wes Meyer for leading the “Build a Wooden Toy” class this year, along with the help of Norm Carpenter and Rich Higgason.

I can't wait to get started with another year of woodworking. We cheer the successes of 2022 and look forward to the promise of 2023. As always, send questions and class suggestions to me at dir.training@kcwg.org. From us in Training: Merry Christmas and Happy Holidays to you all and your families.



Kevin Thomas
Director of Training

SAFETY THOUGHTS AND TIPS

With so many new woodworkers joining the Guild each month, it is important to reinforce the things that may seem like common sense to an experienced woodworker. Even experienced woodworkers can always use a refresher on these key safety attitudes. This month's safety newsletter is taken from the guilds website shot safety tips.



- **FOCUS** – A good safety attitude means that you focus on the task. How well are you concentrating on the job? If you have other things on your mind, you may be distracted.
- **STRENGTH** – No, this does not mean muscle strength. What it means is the strength to do the right thing, even when you are under time or other pressure to take shortcuts. A good safety attitude means you have the strength to follow the safety procedures.
- **TIME** – A good safety attitude means taking the time to do things correctly and using the right guard or Personal Protective Equipment (PPE). Is saving a few minutes worth a lifelong injury?
- **RESPONSIBILITY** – If you care about yourself and your family, YOU will have to take responsibility and follow the safety procedures and not take short cuts.
- **RISK** – We all take risks. A good safety attitude means being smart and avoid taking unnecessary risks. A one in a thousand risk is not worth the

possible cost. Do not play the odds, always follow the safety procedures.

Recommended Personal Protective Equipment

- **Hearing protection:** Select earmuffs that have a 25 or higher NRR (Noise Reduction Rating). Earmuffs are more comfortable than earplugs, and they make donning and doffing easier. Ear protection with radio/bluetooth is not allowed.
- **Dust protection:** A good choice is a half-mask respirator, such as 3M's 6500 Series Respirator with their 2097 P100 Particulate Filters.
- **Eye protection:** Safety glasses must be ANSI (American National Standards Institute) Z87.1 rated and include side shield protection. Safety glasses must be worn at all times you are in the shop while power equipment is being used.

Slips, Trips and Fall Prevention

- Keep the floor around power equipment clean and free of scrap material, sawdust, oil, wax and grease. Clean the floors often and pick up items to avoid slips, trips or falls.
- Place cords and vacuum hoses out of the path of travel.

Safety Tips

- Before operating any power equipment, remove all loose clothing and roll up your sleeves above the elbows and tie back long hair.

Continued on Page 14

Continued from page 13

- **DO NOT WEAR GLOVES** when using rotating or reciprocating machines.
- Always wear shoes that cover the top of your feet and toes to avoid foot injuries.
- Give your work your undivided attention. Looking around, carrying on a conversation and “horseplay” are careless acts that can result in serious injury.
- Keep the machine guards in place at all times. If the guards are removed for maintenance or any special reasons make sure that you use extreme caution and replace the guards immediately.
- **DO NOT** over reach. Maintain a balanced stance at all times, so that you do not fall or lean against blades or other moving parts. Always position yourself with the kick back zone in mind.



- Be aware that each tool has a limitation. Use the correct tool. Do not cut smaller or larger material than the tool is designed for. Do not force a tool attachment, guard or hold down to do more than it was designed to do.
- Be aware of the kickback zones. Take every precaution to protect yourself and others around you.
- Always keep your hands and fingers away from blades, rotating parts, pinch points, electrical plugs, and 3” rule. Use push sticks, hold-downs and feather boards when possible. Use suitable support if the stock does not have a flat surface. Make sure all material is held firmly on the table and against any fence. If the stock is wider than 3”, the operator’s hand generally has more control than a push stick.
- Never remove small cut-offs, chips or scrap that lie next to any rotating blade or cutter until the blade or cutter has come to a COMPLETE stop.

Steve Venne
Director of Safety



This will be a short little update on the Podcast. I hope you haven’t forgotten us. At the time of this writing, we will be recording our last episode of 2022 on December 18th. Among other topics, we will be discussing what to buy the woodworker in your life, for the holidays. We’ve been providing you with with interviews and conversations since June of 2021. We hope to continue this in the coming year. So keep an eye out for new episodes when they come your way. As always, hit the Like button, comment, and subscribe. For Mike, Grace, Chris, and myself: we wish you all a Merry Christmas, Happy



New Year and Happy Holidays to all. **be back with you in January.**

Update: Covid-19 has reared it’s ugly head. Due to this we will be unable to bring you a podcast this month. We will

Kevin Thomas
Director of Training



PLEASE SUPPORT OUR KCWG SPONSORS

COMPANY NAME	ADDRESS/WEBSITE/DESCRIPTION	KCWG DISCOUNT AMOUNT
 <p>Baird Brothers FINE HARDWOODS Our Family's Heritage Your Family's Home</p>	<p>Baird Brothers Fine Hardwoods (Cherry Sponsor) Canfield, OH 800.732.1697 • bairdbrothers.com</p> <p>Hardwood lumber and plywood, custom millwork, mouldings, interior doors, stair parts and tools.</p>	<p>10% Identify KCWG membership on order</p>
<p><i>Bloomer Hardwoods</i></p>	 <p>(Pine Sponsor) Phone: 816.330.3596 13585 45 Highway Platte City, MO 64079</p> <p>Hours: MON - FRI 8:30AM - 4:30PM</p>	
 <p>Stone's Sticks Stone Ductmaniere, Owner Hardwood for crafting, DIY projects, outdoor and indoor firewood. Follow us on Facebook, Stone's Sticks</p> <p>417 N. Colvada Ave. 620.931.8679 Burrton, MO 64603 stonessticks2019@gmail.com</p>	<p>Stone's Sticks (Pine Sponsor) Burrton, KS 620.931.8679 stonessticks2019@gmail.com</p> <p>DIY hardwood craft supplies, lumber, trim, cooking wood and firewood.</p>	<p>10% Show current membership card on order/payment</p>
 <p>NEAL RAY'S PHOTOGRAPHY</p>	<p>Neal Ray's Photography 9 E Kansas Street • Liberty, MO 816.582.5968 nealraysphoto@gmail.com</p> <p>Photographic studio portraits.</p>	 <p>Official Photographer of the Kansas City Woodworkers' Guild</p>
<p>SUPERIOR GRINDING</p>	<p>Superior Grinding 5315 Raytown Road • Raytown, MO 816.561.8665 superiorgrindingllc.webstarts.com</p> <p>Sharpening tools used by professionals and homeowners.</p>	<p>10% Show current membership card on order/payment</p>
 <p>METRO HARDWOODS, INC.</p>	<p>Metro Hardwoods 4243 S Noland Road • Independence, MO 816.373.1710 metrohardwoodsinc.com</p> <p>Hardwood lumber, plywood, finishes, saw blades and bits.</p>	<p>10% Show current membership card on order/payment</p>



MEMBERS RENEWAL IN FULL SWING!

Membership renewal season is progressing with about 27% of the Membership renewing thru Mid-December. That's on track or ahead of previous years. Thank You! The next renewal reminder email will go out in late December. Once a member renews, they will not receive future reminders. Members can also renew thru the Members Only Area of the kcwg.org website or by mailing a check to the Guild noted, Attention: Membership.

We will continue the \$5 discount for early renewals (now thru 1-31-23). The overall renewal period will remain the same as previous years – you will have until February 28, 2023 to renew your membership. After February 28th, you will be considered a new member and will need to re-qualify for your Green Badge. Happy Holidays to all!

Jim Berard
Director of Membership



PROGRAM DIRECTOR OFFERS A PLAN FOR THE FUTURE

Of course the program for the December meeting is the holiday party and I hope that everyone does well. In the meantime, I always welcome any suggestions that you may have for programs. I used to get a lot of ideas from the KC Star because they interviewed woodworkers on a regular basis. I don't know how they found them, but I live in Lansing and I don't get around KC enough to discover them.

One option is to seek out more possibilities for Zoom meetings with recognized woodworking personalities around the country. I plan to contact the major magazines and some YouTube

favorites to put them on Zoom for our meeting. It's not as good as having them here in person, but it's a lot cheaper and more likely to happen than them agreeing to come onsite.

Another idea to return members to the meetings is to offer good door prizes. In fact, one suggestion was to have a super door prize that everyone would want a chance at, but for which we would collect tickets at every meeting and hold the drawing at the Christmas party. The question is, what would you really want to have? Please let me or any foreman, or leader, know to pass it on to me and we will consider it. For

example, someone suggested a Sawstop table saw. Or how about a nice bandsaw, or dust collection system, or Domino, or even one of those portable CNC machines? No promises, but our goal is to have 120+ members at meetings again to attract the highest quality meeting programs.

In the meantime, work safely and have fun. See you at the Holiday party.

Matthew Nowak

Director of Programs



PLEASE JOIN US IN WELCOMING THESE TWENTY THREE NEW MEMBERS WHO JOINED THE GUILD IN NOVEMBER AND EARLY DECEMBER

FIRST NAME	LAST NAME	HOMETOWN	STATE	MEMBERSHIP	JOINED
Sean	Hackett	Mission	KS.....	Student	11/8/2022
Sara	Gillette.....	Kansas City	MO	Regular	11/9/2022
John	Koehler.....	Denver	CO	WW+.....	11/9/2022
Firas	Tohmeh	Overland Park	KS.....	Benefactor.....	11/9/2022
Nels	Mathews.....	Edwardsville	KS.....	Sawdust	11/16/2022
Paul	Menning.....	Olathe	KS.....	Sawdust	11/16/2022
Andrew	Murray.....	Belton	MO	Sawdust	11/16/2022
Mary.....	Taylor.....	Kansas City	MO	WW+.....	11/16/2022
Roy	Wall.....	Kansas City	MO	WW+.....	11/16/2022
Tom	Elmendorf.....	Lenexa	KS.....	WW+.....	11/17/2022
Michael.....	Kolessar	Prairie Village.....	KS.....	WW+.....	11/17/2022
Mary Dawn	Reavey	Olathe	KS.....	WW+.....	11/17/2022
Trent.....	Madden	Mission.....	KS.....	WW+.....	11/18/2022
Cathy	Harms.....	Raleigh	NC	Sawdust	11/19/2022
Isabella	Perroni.....	Bonner Springs.....	KS.....	WW+.....	11/19/2022
Peter	Frick.....	Kansas City	MO	Sawdust	11/23/2022
Adam.....	Carney.....	Kansas City	MO	Benefactor.....	11/25/2022
Glenn.....	Carney.....	Overland Park	KS.....	Benefactor.....	11/25/2022
Kurt.....	Junger	Mission Hills	KS.....	WW+.....	11/25/2022
William.....	Vessels	Kansas City	KS.....	WW+.....	11/29/2022
Becky	Beilharz	Westwood	KS.....	WW+.....	11/30/2022
John.....	Heiman 3.....	Kansas City	MO	Sawdust	12/1/2022
Joseph.....	Nelson	Kansas City	MO	WW+.....	1/0/1900

Current Membership 967

PLEASE SUPPORT OUR KCWG SPONSORS

COMPANY NAME	ADDRESS/WEBSITE/DESCRIPTION	KCWG DISCOUNT AMOUNT
 <p>Schutte LUMBER CO. Since 1880</p>	<p>Schutte Lumber Company 3001 Southwest Blvd. • Kansas City, MO 816.753.6262 • schuttelumber.com Timbers, cedar, siding and pattern profiles, specialty hardwoods, treated lumber, Festool power tools, decking, fasteners and hangars.</p>	<p>10% Show current membership card on order/payment</p>
   <p>Phillips Safety Products, Inc.</p>	<p>Phillips Safety Company Middlesex, NJ 888.245.6638</p> <p>Three websites to serve KCWG members, each offering a 25% member discount (Use code KCWG25)</p> <p>rx-safety.com - Prescription safety glasses, reading and magnifying glasses, hearing protection</p> <p>myeyewear2go.com - Eyeglasses, sunglasses, prescription sunglasses, sports and specialty glasses</p> <p>phillips-safety.com - Laser safety glasses, welding and IR safety glasses, radiation protection, glassworking eyewear</p>	<p>25% INPUT coupon code KCWG25 to receive discount</p>
 <p>KATSURA</p>	<p>Katsura Cutlery Houston, TX katuracutlery.com</p> <p>Knives, knife blanks and knife making instructions.</p>	<p>10% 15 - 20% on some sales items Identify KCWG membership on order</p>
 <p>Lee Valley</p>	<p>Lee Valley Reno, NV 888.983.1865 Leevalley.com</p> <p>Hand tools, power tools, hardware and accessories.</p>	<p>15% educational Application form available at Guild</p>
 <p>LIBERTY HARDWOODS, INC.</p>	<p>Liberty Hardwoods 3900 N Kentucky Avenue • Kansas City, MO 816.231.0852 libertyhardwoodsinc.com</p> <p>Hardwood lumber, plywood, trim, hardware and accessories.</p>	<p>10% Show current membership card on order/payment</p>
 <p>amazon smile You shop. Amazon gives.</p>	<p>Amazon Smile smile.amazon.com</p> <p>On-line power equipment, tools accessories, etc.</p>	<p>No Guild discounts. However, a percentage of all sales are given to the Guild</p>

LASER ENGRAVER SIG - DECEMBER '22

Laser Engraver SIG meets the fourth Wednesday of the month at 7 PM. If you wish to be trained to use the laser engraver, join us at the meeting and we will do the required training immediately following the SIG.

In December we will offer a decoration for the New Year.

Offering to have custom name and logo for the trucks the kids made at Santa's Workshop was a huge hit with the public, although it took about half the day Saturday to get the process down to a smooth operation.

Many members and vendors offered suggestions about how to improve the process to reduce the wait time. While suggestions were appreciated, most were considered long before Saturday.



Many suggested pre-engraving the design and adding the custom name when the kids get there, problem is you can never realign the piece. This is true with any engraving you create. Even with a jig once moved, you can rarely get a design realigned to add something or even make a second pass. This is because you may want the engraving darker or the board just didn't cut all the way through.

By the way, the Santa's Workshop design only took 32 seconds to engrave. Once the process was refined, each one only took about 45 seconds to complete.

After repeated requests, we have established color (layer) 26 as the basic "Engraving" setting AND color (layer) 27 as "Cut Out." When using these settings, turn off the "default" button within the settings window and be sure to turn on those "default" switches before closing the LightBurn software. These will be for users to start out, then they can refine the settings (changing layer color) to fit the needs of their project.



We had another fire destroying the laser pointer. We've taken advantage of the down time to do some clean up and took the grid, collection pan, and dust collection covers to the car wash to clean them up. Parts have been replaced and everything is in working order again.

There are "Sticky Notes" on the desktop of the laser engraver computer. These are meant to convey important current information, so please read them before utilizing the laser engraver and DO NOT close them. The LightBurn software will launch right over them.

If you have made something using the laser engraver, bring it for show 'n tell at the next SIG meeting.

Keep your little light burning,

Curtis Alexander
Laser Engraver SIG
Co-Lead








Mike McCauley
Laser Engraver SIG
Co-Lead



Kansas City Woodworkers'
Guild's new Rabbit Laser Engraver

PLEASE SUPPORT OUR KCWG SPONSORS

COMPANY NAME	ADDRESS/WEBSITE/DESCRIPTION	KCWG DISCOUNT AMOUNT
	Rockler (Mahogany Sponsor) 15340 West 119th Street • Olathe, KS 763.478.8214 rockler.com/olathe-store	10% Show current membership card on order/payment-Some Restrictions May Apply
	Woodcraft (Mahogany Sponsor) 8645 Bluejacket Road • Lenexa, KS 913.599.2800 woodcraft.com/stores/kansascity Power tools and accessories, hand tools, fasteners, hardware, wood, finishes, clamps, workbenches, personal safety equipment and education.	10% Show current membership card on order/payment
	Taylor Toolworks (Mahogany Sponsor) Columbia, MO 573.397.6432 taytools.com Specialty hand tools, supplies and fixture and jig hardware.	10% INPUT coupon code KCWG10 to receive discount
	L&K Hardwoods (Mahogany Sponsor) 3101 N Lentz Road • Independence, MO 816.249.4400 landkhardwoods@gmail.com • landkhardwoods.com Custom milling, kiln drying, hardwood lumber, live edge slabs, and custom furniture.	10% Show current membership card on order/payment
	Walrus Oil (Cherry Sponsor) Springfield, MO 816.848.8598 • https://walrusoil.com/ Oil and wax finishes for cutting boards, furniture and leather and waterless skincare.	10% Identify KCWG membership on order Coupon Code: KCWG
	Lie-Nielsen Toolworks (Cherry Sponsor) Warren, ME 207.273.2520 lie-nielsen.com Hand tools, sharpening and tool care products, workbenches and education for woodworkers.	10% Offered only on purchases made at the annual guild tool show. Must show current membership card on order/payment at the guild

Bloomer



Hardwoods

Offered Services

- Log Milling
- Custom Drying 20,000 bf
- Planing
- Straight lining
- Glued Panels
- Wide Belt Sanding
- Profile Replication
- Custom Moulding
- Template matching of existing pattern

Phone: 816.330.3596

13585 45 Highway, Platte City, MO 64079

Hours: MONDAY - FRIDAY 8:30AM - 4:30PM

Products Available at Bloomer Hardwoods

- Ash 4/4 & 8/4
- Cedar Aromatic
- 4/4, 8/4, & 12/4
- Cherry 4/4, 8/4 & 12/4
- Maple 4/4
- Pecan 4/4 & 8/4
- Red Oak 4/4 & 8/4
- Walnut 4/4 & 8/4
- White Oak 4/4
- Plywood for Cabinets
- And many other Local Hardwoods

DECEMBER MACHINE SAFETY REVIEW

Belt Thickness Sanders

These sanders are similar to thickness planers in that they remove material from the upper surface of a board. However, instead of using a series of rotating knives and shaving the material, they use a sandpaper belt to abrade it. The sanding medium spins above the workpiece, which feeds past it on a conveyor belt.

Safety Rules

1. Use these machines to sand only workpieces 6" long or longer. Shorter workpieces cannot be safely supported as they pass through the machine.
2. Check the integrity of the conveyor belt and sanding medium before turning the machine on. Any ripped belts or burn marks should be reported to the shop foreman.
3. Set the depth (with the sander and conveyor OFF) so that the abrasive is in contact with the workpiece just firmly enough that you can still pull the workpiece free. Do not attempt to remove large quantities of material in a single pass.
4. Start the conveyor at 50% of its full speed, adjusting up or down in small increments to improve the quality of the sanding.
5. Beware of getting your hand caught between the sanding medium and the conveyor belt when the machine is operating; serious injury could result.
6. Push the workpiece from the in-feed side until the belt catches it. Remove your hands and let the conveyor belt feed the material through the machine.
7. Stand to the side of the machine while sanding to avoid kickback.
8. Avoid feeding more than one piece through the sander at once. Gang-feeding material may result in kickback. A proper cut is achieved by balancing the depth of cut with the feed rate, keeping in mind the qualities of the material being sanded. A soft wood can have a greater depth of cut and rate of feed than a hard wood.



DECEMBER 2022 OPEN SHOP SCHEDULE

day	December	Date	9am	10	11	12	1	2	3	4	5	6	7	8	9pm
Thursday	December	1	Gary Mielke									Training			
Friday	December	2			Mike Faulkner			David Krug							
Saturday	December	3	Mike Jones					Basic Skills Class Free Just Show Up	George Rexroad						
Sunday	December	4		Chuck Saunders					Chris McCauley						
Monday	December	5						Ron Haw				Gary Strohm			
Tuesday	December	6	Gary Creek			Craig Arnold							Kara Paris		
Wednesda	December	7	Roger Bartlett									LC Meeting			
Thursday	December	8	Gary Mielke									Training			
Friday	December	9		Curtis Alexander				Ed Stewart				Barb Hinton			
Saturday	December	10	Dave Kraatz				Norm Carpenter								
Sunday	December	11		Rob Young						Mark Waugh					
Monday	December	12	John Sloss				Ron Haw					Woodturners General Meeting			
Tuesday	December	13	Matt Nowak			Ron Lomax			Craig Arnold			Roland Mohler			
Wednesda	December	14	Bob Caldwell									Scrollsaw SIG			
Thursday	December	15	Gary Mielke									Training			
Friday	December	16			Mike Faulkner			Mike McCauley				Kenan Orhan			
Saturday	December	17	Dave Kraatz					Tom Smoller							
Sunday	December	18		Chuck Saunders						Chris McCauley					
Monday	December	19	Jerry Thompson					Ron Haw				Gary Strohm			
Tuesday	December	20	Gary Creek			Craig Arnold							CNC SIG 6:30		
Wednesda	December	21	Roger Bartlett									General Meeting			
Thursday	December	22	Gary Mielke									Training			
Friday	December	23						Ed Stewart				Rick Chandler			
Saturday	December	24	Dave Kraatz				Don Steele								
Sunday	December	25		Christmas Day Np Open Shop			Christmas Day Np Open Shop		Christmas Day Np Open Shop		Christmas Day Np Open Shop		Christmas Day Np Open Shop		
Monday	December	26	John Sloss					Ron Haw				Kolton Stimpert			
Tuesday	December	27	Matt Nowak			Ron Lomax			Craig Arnold			Roland Mohler Carving SIG			
Wednesda	December	28	Bob Caldwell									Kevin Thomas Laser SIG			
Thursday	December	29	Gary Mielke									Training			
Friday	December	30										Norm Carpenter			
Saturday	December	31	Mike Jones												

Updated on November 27, 2022

TENTATIVE

JANUARY 2023 OPEN SHOP SCHEDULE

	January	Date	9am	10	11	12	1	2	3	4	5	6	7	8	9pm
Sunday	January	1		Chuck Saunders					Chris McCauley						
Monday	January	2						Ron Haw				Gary Strohm			
Tuesday	January	3	Gary Creek			Craig Arnold							Kara Paris		
Wednesday	January	4	Roger Bartlett									LC Meeting			
Thursday	January	5	Gary Mielke									Training			
Friday	January	6			Mike Faulkner										
Saturday	January	7	Mike Jones					Basic Skills Class Free Just Show Up	George Rexroad						
Sunday	January	8		Rob Young					Mark Waugh						
Monday	January	9	John Sloss				Ron Haw					Woodturners General Meeting			
Tuesday	January	10	Matt Nowak			Ron Lomax			Craig Arnold			Roland Mohler			
Wednesday	January	11	Bob Caldwell									Scrollsaw SIG			
Thursday	January	12	Gary Mielke									Training			
Friday	January	13		Curtis Alexander				Ed Stewart				Barb Hinton			
Saturday	January	14	Dave Kraatz				Norm Carpenter								
Sunday	January	15		Chuck Saunders					Chris McCauley						
Monday	January	16	Jerry Thompson					Ron Haw				Gary Strohm			
Tuesday	January	17	Gary Creek			Craig Arnold							CNC SIG 6:30		
Wednesday	January	18	Roger Bartlett				Tim Locke					General Meeting			
Thursday	January	19	Gary Mielke									Training			
Friday	January	20			Mike Faulkner			Mike McCauley				Kenan Orhan			
Saturday	January	21	Dave Kraatz					Tom Smoller							
Sunday	January	22		Rob Young				Handtool SIG	Wayne Peterson						
Monday	January	23	John Sloss					Ron Haw				Kolton Stimpert			
Tuesday	January	24	Matt Nowak			Ron Lomax			Craig Arnold			Roland Mohler	Carving SIG		
Wednesday	January	25	Bob Caldwell									Kevin Thomas	Laser SIG		
Thursday	January	26	Gary Mielke									Training			
Friday	January	27						Ed Stewart				Rick Chandler			
Saturday	January	28	Dave Kraatz				Don Steele								
Sunday	January	29		Chuck Saunders					Mike McCauley						
Monday	January	30						Ron Haw							
Tuesday	January	31	Gary Creek			Craig Arnold						Rick Chandler			
Wednesday	January	30	Roger Bartlett												
Thursday	January	29	Gary Mielke									Training			
Friday	January	30										Norm Carpenter			
Saturday	January	31	Mike Jones												

Updated on November 27, 2022

GUILD ACTIVITIES AT THE SHOP

Always check the guild website before leaving home to be sure that a scheduled event is actually taking place.

There will also be times when the shop will be closed to open shop periods due to a special meeting, class or event. These closures will be clearly noted on the monthly open shop schedule and are typically highlighted by a color other than the green background that normally indicates an open shop period.

BOARD & LEADERSHIP COMMITTEE & GENERAL CONTACTS DIRECTORY

President.....	Cal Hobbs	president@kcwg.org
Vice-President	Mike McCauley	vicepresident@kcwg.org
Secretary	David Roth	secretary@kcwg.net
Treasurer.....	Gary Mielke	treasurer@kcwg.org
Member-at-Large	Craig Arnold	memberatlarge@kcwg.org
Director of Assets.....	Chuck Saunders	assets@kcwg.org
Communications - Questions, comments & suggestions.....		teamcomms@kcwg.org
Director of Communications.....	Brian Rorabaugh.....	communications@kcwg.org
Director of Events	Chris McCauley	events@kcwg.org
Library - Questions, comments & suggestions		teamlibrary@kcwg.org
Librarian.....	Don Steele.....	library@kcwg.org
Newsletter Editor	Ron Haw	newsletter@kcwg.org
Director of Membership.....	Jim Berard.....	dir.membership@kcwg.net
Director of Programs.....	Matt Nowak	dir.programs@kcwg.net
Director of Safety.....	Steve Venne.....	dir.safety@kcwg.net
Director of Sponsorship	Duane Miller	sponsorship@kcwg.org
Director of Training	Kevin Thomas.....	dir.training@kcwg.org
Asst Director of Training	Brent Murphy.....	assttraining@kcwg.org
Videos - Questions, comments & suggestions.....		teamvideo@kcwg.org
Web Master	Open.....	webmaster@kcwg.org

ESSENTIAL LINKS & SERVICES

Kansas City Woodworkers Guild Website.....	https://kcwg.org
Guild Training and Available Classes.....	http://kcwg.org/classes/
Members Only Section (Password Rqd).....	http://kcwg.org/member-only-area/
Guild Photo Bank and Upload Center	https://member.kcwg.org/photo-submission/
Place a Classified Ad.....	classifieds@kcwg.org
Project Storage Area (rental and questions).....	storage@kcwg.net
KCWG Facebook Page.....	https://www.facebook.com/kcwgw
KCWG Videos	https://kcwg.org/videos

KANSAS CITY WOODWORKERS' GUILD SPECIAL INTEREST GROUPS (SIG'S)

Carving SIG	carvingSIG@kcwg.org
CNC SIG	cnc@kcwg.org
Hand Tool SIG	handtoolSIG@kcwg.org
Laser SIG	laserSIG@kcwg.org
Scroll Saw SIG	scrollsawSIG@kcwg.org

**VISIT
THE KANSAS CITY
WOODWORKERS' GUILD
ONLINE AT
WWW.KCWG.ORG**

