

WOOD WORDS

PUBLISHED BY THE KANSAS CITY
WOODWORKERS GUILD

3189 MERCIER ST * KANSAS CITY * MO * 64111

IN THIS ISSUE...



Kansas City Woodworkers' Guild "HOBBS"ERVATIONS

Greetings to all of you woodworkers out there. Let me start with a warning. It seems there are some scams going around. These are not new, but I have heard from several people they keep happening. Typically you might get an email from someone claiming to be me (or someone else, like a board member of the guild). The email then asks you to do a favor, discreetly, on my behalf. A good way to check this is the email address – if it's off or misspelled or jibberish, it's a scam. That said, I WILL NOT ask you to discreetly or otherwise spend money on behalf of myself or the guild, without talking to you. If there's ever a doubt, give me a call, my cell # is in the directory.



Last week I was able to "nerd out" with my Dad and my

brother, by going to old houses, museums, and looking at furniture for four straight days.



Continued on Page 2

Note: You may go directly to any article shown below by simply clicking on the article name below:

- ["HOBBS"ERVATIONS 1](#)
- [Member Projects - Louis Armstrong..... 4](#)
- [From the Training Desk - October, 2022 5](#)
- [Program Director's Report - Sponsor Taylor Tools to present at October Membership Meeting 7](#)
- [Sell Your Woodworking at Santa's Workshop 8](#)
- [Member Projects - Cal Hobbs & Chuck Slagle 10](#)
- [Changes are Coming to the Project Storage Rental Area 11](#)
- [From the Shop 11](#)
- [October 2022 Librarian's Report..... 12](#)
- [CNC SIG Roundup 12](#)
- [Laser Engraver SIG 14](#)
- [Member Projects - Efi Kamara & Craig Arnold 16](#)
- [Upcoming Changes Will Effect How the Guild Communicates with You..... 17](#)
- [Handtool SIG October 23, 2022 19](#)
- [New Member Welcome 21](#)
- [From The Membership Desk 21](#)
- [Member Projects - Joseph Greisen & Jim Bany 22](#)
- [September Machine Safety Review 23](#)
- [Santa's Workshop - Opportunities Available..... 24](#)
- [October 2022 Open Shop Schedule..... 25](#)
- [Member Projects - Harry Healey & Greg Volkland 26](#)
- [Tentative November 2022 Open Shop Schedule..... 27](#)
- [Wood Words Notes & Announcements 28](#)
- [Safety Orientation 28](#)
- [Rough to Ready \(A Basic Hands-on Introduction to Woodworking\) 29](#)
- [Building Wooden Toys - Session 1..... 30](#)
- [Building Wooden Toys - Session 2..... 31](#)
- [L & K Hardwoods Mill and Grill 32](#)
- [Project Finishing - December 2022 33](#)
- [Board & Leadership Committee & General Contacts Directory 34](#)

Continued from page 1



My wife is thankful that she was not subjected to such punishment, but we had a great time! One of the

highlights is the day that we went to Stenton and Cliveden, both mansions in the Germantown neighborhood of Philadelphia, both chock full of amazing objects. While my photographs might not be coffee table worthy, here a few to give you a taste of what we were able to see:

I always say there's nothing like looking at the real thing. So I encourage you all to come down to the guild in person, bring your work to show and tell, go to museums, go to the "mill and grill" at L and K, and see things in person and share that with someone who can appreciate it, like I did with my Dad and brother.



Later,

Cal Hobbs
KCWG
President



**PLAN ON ATTENDING THIS MONTH'S MEMBERSHIP MEETING ON
WEDNESDAY, OCTOBER 19, AT 7:00PM**

BRING YOUR LATEST PROJECT FOR SHOW-N-TELL

AND REMEMBER, YOU MAKE OUR MONTHLY MEETINGS BETTER

TAYLOR TOOLWORKS



VISIT TAYLOR TOOLWORKS at

WWW.TAYTOOLS.COM

MEMBER PROJECTS - LOUIS ARMSTRONG



Louis Armstrong

Materials: Cherry

Finish Used: Shellac



Louis Armstrong

Materials: Kentucky Yellowwood & Walnut

Finish Used: Shellac



**Photos Courtesy Neal Ray
Shoger**

Louis Armstrong

Materials: Purple Heart & Maple

Finish Used: Shellac

FROM THE TRAINING DESK - OCTOBER, 2022

Happy Fall, Everyone. Now teaching his basic inlay class, from 6pm to 9pm.

We are venturing into the peak season for most of us in the woodworking world. A time for applying a new skill to a project or maybe you're working on a Christmas gift. It just seems that Fall is the season for making. So enjoy that time.

We just recently finished up a week with Windsor chairmaker, David Abeel. The classes were a great success. New



skills were learned and new chairs were brought in to existence. If you haven't already signed up, don't miss this opportunity. This time we'll be offering his class two ways. The first will be the regular Sunday from 9am to 2pm. The second is for the people that can't do the weekends, October 17th & 18th, Monday and Tuesday evenings



were brought in to existence. David has already been in touch with me to tell me he enjoyed his time and looks forward to a possible return trip.

Coming up this month, Wayne Peterson will be once again

signed up, don't miss this opportunity. This time we'll be offering his class two ways. The first will be the regular Sunday from 9am to 2pm. The second is for the people that can't do the weekends, October 17th & 18th, Monday and Tuesday evenings

afternoon, please drop me an email at training@kcwg.org.

Kevin Thomas
Director of Training



NEW!

Rockler Serving Spatula Turning Kit

Makes it easy to cut and serve with one tool

\$15⁹⁹ (64319)



Wood Sold Separately

SAVE 25%

HAVE YOU SEEN THIS?



\$11⁹⁹ Reg. \$15.99 (35283)

Deluxe Hold-Down Clamp

- Clamps material up to 2 1/2" thick
- Non-marking rubber caps help grip and protect workpieces



SAVE UP TO \$50

\$349⁹⁹ Reg. \$399.99 (32207)

Excelsior™ 5-Speed Mini Lathe Mini Lathe Bed Extension:

SALE: **\$69.99** Reg. \$89.99 (32307)



NEW! TURN A RING

Pick a ring core and blank or create your own ring blank with our mold!



See all online



INLAY OPTIONS ALSO AVAILABLE



GIFT MAKING SALE PRICING VALID 9/30-11/17/2022
15340 W 119th St. - Olathe, KS 66062 - (913) 815-2002 - Rockler.com
Please check Rockler.com for current store hours

Visit Rockler at: www.rockler.com

PROGRAM DIRECTOR'S REPORT - SPONSOR TAYLOR TOOLS TO PRESENT AT OCTOBER MEMBERSHIP MEETING

As you must already know, we have a number of great commercial sponsors. One of them is Taylor Toolworks which is located in central Missouri, a fair drive away. Ideally it would be nice to have a good-sized audience for our speakers, especially those driving a few hours to get here. To that end, we are planning a door prize give-away for this meeting and our plan is to offer gifts to at least three attendees. I'm pretty sure that we'll have some interesting

items from Taylor Toolworks.

Mike will give a presentation about his company and tell us about many of the interesting items that they have for sale. Some of them are really pretty cool and worth having. I know that I have bought a few circular table saw blades and a few other items and it's nice to get the guild discount.

We used to have more than 125 attendees at the meetings and that can make for interesting

parking. Your best bet is to get there early, but for now remember that we cannot park on the other side of the street, especially by the ambulances. We can park anywhere in both directions from our building on our side of the street.

It's a pleasure to have someone willing to drive several hours at his expense to give a presentation to us, so I encourage you to be there on Wednesday and maybe you'll take home one of door prizes.

Check Out These Items Offered by our Sponsor Taylor Tools

Benchmark rulers

<https://taytools.com/collections/new-products/products/benchmark-tools%E2%84%A2-rigid-woodworking-rulers>

3M Sander

<https://www.youtube.com/watch?v=uHkatzYGQeY>

<https://taytools.com/products/3m-xtract-electric-random-orbital-sander-ergonomic-and-lightweight-central-vacuum-3-16-orbit-110v-350w-motor-metal-fabrication-woodworking-auto-body-finishing>

Izzy Swan Table Extension

<https://taytools.com/products/izzy-swamp-clamp-on-table-saw-infeed-saddle>

1-2-3 kit (developed by Taylor Tools)

<https://taytools.com/products/123-block-attachment-hardware-kit?variant=39641052577879>

PEC Blem rulers

<https://taytools.com/collections/tools-blemished-cosmetic-seconds-rulers>

SELL YOUR WOODWORKING AT SANTA'S WORKSHOP

Santa's Workshop & Holiday Gift Mart is next month. All the Vendor Tables are sold, but, you still have a chance to make a few extra bucks to enhance your Christmas gift giving experience..

As many of you may not have enough products to fill a booth, Santa's Workshop & Holiday Gift Mart is offering a table for Guild members to put one or two of their handcrafted items for sale and receive the full amount of the asking price.

Visitors wishing to purchase an item may pay by Check (made out to the member) or Cash at the Guild Member Table. No credit card payments are accepted at the Guild Member Table.

Please mark your items clearly with your name, description of the item, price, and phone number. The payment is placed in an envelope for you to collect later at the Guild. A committee member will call informing you of a purchase of your item. Unsold items and payment envelopes are available for pick up after the event closes. Drop off your items no later than Friday, November 18, 2022.

If you have questions or concerns, please contact Craig Arnold, Vendor Coordinator at



memberatlarge@kcwg.org.

Mark your calendars: November 19 & 20, 2022, Saturday and Sunday, 10 to 5 each day. Bring the kids, grandkids, nieces, and nephews for a visit with Santa. Spread the word!

Sincerely,
Craig Arnold
KCWG Member-at-Large



DO YOU HAVE a Committee Meeting, SIG Team Meeting, Training Meeting or other meeting that you need to schedule?

HOLD YOUR MEETING ONLINE!

All that you need to do to set up your meeting is send a message to: communications@kcwg.org with the email addresses of the people you want to invite, the date and time of your meeting and we will set the meeting up for you.

THAT'S ALL THAT THERE IS TO IT!

please support our kcwg sponsors

COMPANY NAME	ADDRESS/WEBSITE/DESCRIPTION	KCWG DISCOUNT AMOUNT
 <p>Baird Brothers FINE HARDWOODS Our Family's Heritage Your Family's Home</p>	<p>Baird Brothers Fine Hardwoods (Cherry Sponsor) Canfield, OH 800.732.1697 • bairdbrothers.com</p> <p>Hardwood lumber and plywood, custom millwork, mouldings, interior doors, stair parts and tools.</p>	<p>10% Identify KCWG membership on order</p>
<p><i>Bloomer Hardwoods</i></p>	<p>Bloomer Hardwoods (Pine Sponsor)  Phone: 816.330.3596 13585 45 Highway Platte City, MO 64079</p> <p>Hours: MON - FRI 8:30AM - 4:30PM</p>	
 <p>Stone's Sticks Stone Ductimeiere, Owner Hardwood for crafting, DIY projects, outdoor and indoor firewood. Follow us on Facebook: Stone's Sticks</p> <p>417 N. Colvada Ave. 620.931.8679 Burrton, MO 64603 stonessticks2019@gmail.com</p>	<p>Stone's Sticks (Pine Sponsor) Burrton, KS 620.931.8679 stonessticks2019@gmail.com</p> <p>DIY hardwood craft supplies, lumber, trim, cooking wood and firewood.</p>	<p>10% Show current membership card on order/ payment</p>
 <p>NEAL RAY'S PHOTOGRAPHY</p>	<p>Neal Ray's Photography 9 E Kansas Street • Liberty, MO 816.582.5968 nealraysphoto@gmail.com</p> <p>Photographic studio portraits.</p>	
<p>SUPERIOR GRINDING</p>	<p>Superior Grinding 5315 Raytown Road • Raytown, MO 816.561.8665 superiorgrindingllc.webstarts.com</p> <p>Sharpening tools used by professionals and homeowners.</p>	<p>10% Show current membership card on order/ payment</p>
 <p>METRO HARDWOODS, INC.</p>	<p>Metro Hardwoods 4243 S Noland Road • Independence, MO 816.373.1710 metrohardwoodsinc.com</p> <p>Hardwood lumber, plywood, finishes, saw blades and bits.</p>	<p>10% Show current membership card on order/ payment</p>

MEMBER PROJECTS - CAL HOBBS & CHUCK SLAGLE



Cal Hobbs

Project Name: Chest of Drawers

Materials Used: Cherry and Poplar

Finish Used: Shellac & Wax

**Photos Courtesy Neal Ray
Shoger**



Chuck Slagle

Project Name: Portable Bar

Materials Used: Red Oak

Finish Used: Minwax Walnut Stain

Laquer Finish

Points of Interest: Gerstner Inspired

Challenges Encountered: Figuring Out Dimensions

CHANGES ARE COMING TO THE PROJECT STORAGE RENTAL AREA

There's a few changes in the works regarding the storage area. First, we're going to combine the rental payment with membership renewal. Jim Berard will be sending out the usual email at the end of the year notifying people it's time to renew. At that time, payment for the storage rental will be due also.

MEANWHILE, there's a lot of wood stacked randomly here and there throughout the storage area. It's messy, it's a hazard, and it ain't fair to the people who pay for a labeled storage bin.

So. If you are one of those who have wood stacked here or there, please label it by November 30, or request more time (email, call or text me). Wood not claimed will be cleared - given away, trashed, used.... (If you have wood in a labeled/paid for

shelf, no worries). Put a label with your NAME and CONTACT INFO - either phone or email. Something you actually check. If we cannot contact you by renewal time, that wood will be cleared given away trashed or used...you get the idea.

Once everything is labeled and accounted for, you'll be notified what the rental fee will be (similar to what is currently charged for the shelving areas), and that will be due when the membership renewal dues are collected.

Any questions, feel free to contact me, Susan Lawlor at slawlor18@gmail.com or 816-316-9536.

Susan Lawlor
Project Storage
Rental Coordinator



FROM THE SHOP

Today's topic is the Widebelt Sander. The first thing to notice is that I called it the widebelt sander, not the widebelt planer or widebelt jointer. The machine is used for sanding wide pieces of wood to a uniform surface. Much like the hand sanders, the widebelt sander is a finishing process tool, designed to remove small amounts of material to achieve a finished surface.

Why do I bring this up you ask? I feel that some may see the sanders as a way to flatten a roughsawn slab that is too wide for the jointer. They are willing to spend hours wearing down the face of their slab a few thousands of an inch at a time. In the case of the TimeSaver tying up the Foreman for that time as well. Not to mention that while you have the desire to haul around a 500 pound monolithic plank, the Foreman does not, so bring additional labor



to help with the hauling around. The Foreman, while helping you with the operation of the machine, must also be watching the rest of the shop and needs to be able to attend to issues at a moment's notice.

So, what are you telling me Chuck, that I can only sand glass smooth pieces? Well, no, but think more leveling glue up misalignment (after scraping off excess glue of course) than hand hewn timbers. Planks and assemblies that are topographically interesting should be leveled by other methods before progressing to the widebelt sanders. Methods like the scrub plane or power planer will knock down the high spots while the plank is resting comfortably on a bench. The plane is easier to haul around than the plank and think how old world craftsmen like you will feel. You might even want to start singing shanties or something.

Chuck Saunders
Director of Assets



CNC SIG ROUNDUP

CNC SPECIAL INTEREST GROUP (SIG) WILL MEET ON TUESDAY, OCTOBER 18TH AT 6:30 PM.



Tuesday October 18 the CNC SIG will meet at 6:30pm in the Guild Library. The CNC SIG is open to all interested members and their guest.

Anyone with an interest in the CNC is invited to attend. As usual, there will be a time for "Show and Tell" where individuals can share their projects that involved the CNC. If you have a project that involved the CNC bring it to share with others.

There will also be an open question and answer period where individuals can seek help with projects they are having problems

with.

Also planned is a demonstration of using the CNC to machine threads inside a wooden nut.

We hope to see you on Tuesday Night.

Ed Stewart
CNC SIG
Co-Coordinator



OCTOBER 2022 LIBRARIAN'S REPORT

We continue adding donated books to the online catalog and identifying multiple copies of books in the catalog. This process is on-going. We are deleting the excess copies from the catalog and will be making them available for sale to the membership during future General meetings (some will be raffle items).



If you have a Guild library book that needs to be returned, please place it in the return basket in the Library. We will return the book to the stack and note the book as being available in the catalog.

Review of Library checkout & Online Catalog - You can use your web browser to view the library book catalog online by going to the Guild website (kcwg.org) home page and clicking "Resources" from the "About" tab dropdown menu. This will take you to the Library page and you can click "Visit the KCWG Library". The catalog can also be searched through the new and faster computer on the desk in the Library. See the icon on the desktop of the computer. The Guild computer is on the desk in front of the dvd storage case. The other computer belongs to the Turners. You can search the online catalog by Category, Author, Title, or Call Number. You will need your membership number to check out a book (see the back of your nametag). If you have any questions or problems, please email us - librarian@kcwoodworkersguild.org or Library@kcwg.org.

Don Steele
KCWG
Librarian



please support our kcwg sponsors

COMPANY NAME	ADDRESS/WEBSITE/DESCRIPTION	KCWG DISCOUNT AMOUNT
 <p>Schutte LUMBER CO. Since 1880</p>	<p>Schutte Lumber Company 3001 Southwest Blvd. • Kansas City, MO 816.753.6262 • schuttelumber.com Timbers, cedar, siding and pattern profiles, specialty hardwoods, treated lumber, Festool power tools, decking, fasteners and hangars.</p>	<p>10% Show current membership card on order/payment</p>
   <p>Phillips Safety Products, Inc.</p>	<p>Phillips Safety Company Middlesex, NJ 888.245.6638</p> <p>Three websites to serve KCWG members, each offering a 25% member discount (Use code KCWG25)</p> <p>rx-safety.com - Prescription safety glasses, reading and magnifying glasses, hearing protection</p> <p>myeyewear2go.com - Eyeglasses, sunglasses, prescription sunglasses, sports and specialty glasses</p> <p>phillips-safety.com - Laser safety glasses, welding and IR safety glasses, radiation protection, glassworking eyewear</p>	<p>25% INPUT coupon code KCWG25 to receive discount</p>
 <p>KATSURA</p>	<p>Katsura Cutlery Houston, TX katsuracutlery.com</p> <p>Knives, knife blanks and knife making instructions.</p>	<p>10% 15 - 20% on some sales items Identify KCWG membership on order</p>
 <p>Lee Valley</p>	<p>Lee Valley Reno, NV 888.983.1865 Leevalley.com</p> <p>Hand tools, power tools, hardware and accessories.</p>	<p>15% educational Application form available at Guild</p>
 <p>LIBERTY HARDWOODS, INC.</p>	<p>Liberty Hardwoods 3900 N Kentucky Avenue • Kansas City, MO 816.231.0852 libertyhardwoodsinc.com</p> <p>Hardwood lumber, plywood, trim, hardware and accessories.</p>	<p>10% Show current membership card on order/payment</p>
 <p>amazon smile You shop. Amazon gives.</p>	<p>Amazon Smile smile.amazon.com</p> <p>On-line power equipment, tools accessories, etc.</p>	<p>No Guild discounts. However, a percentage of all sales are given to the Guild</p>

LASER ENGRAVER SIG



Kansas City Woodworkers'
Guild's new Rabbit Laser Engraver

At the time of writing this article the Laser Engraver has been down for a week. Parts were ordered and were supposed to be delivered Friday but there were some problems, and the part didn't get shipped out until Friday to arrive by Monday, which it didn't arrive. So verifying shipment and obtaining a tracking number it was to arrive sometime Tuesday.

This time it was a proximity sensor, "which rarely goes out" per RabbitLaser USA. At the SIG someone asked why don't we keep spare parts, so we don't have to wait for shipments? #1 this part was still under warranty. If we buy extra parts, we will need a separate room just to hold spare parts and the costs would be on us instead of warranty. Additionally, what parts would we expect to need replacing? We have an extra lens, but it becomes expensive. This time it was no one's fault, computers/electronics (especially from China) can fail.

The September SIG we discussed where to find, how to adapt, and made some Halloween Decorations. In October we plan to show and

make some Thanksgiving Decorations. In November we plan to show and make some Christmas or Hanukkah decorations. As always, we offer Laser Engraver training following the SIG meeting. This month we trained four.



Speaking of Christmas, Santa's Workshop and Holiday Gift Mart, November 19 & 20 needs trained Laser Engravers to custom engrave the toy trucks the kids make. Jon Lunde pointed out that the wheels could be an issue and after a trial run, we found he was correct. Thanks Jon! So, we will have the assembler elves only attach one wheel to each axle, the LE SIG folks will custom engrave the truck and help attach the second wheel to complete the toy trucks. We will have a jig set up with a prepared design, all the LE trained folks need to do is place the truck in the jig, let the kids type their name in the computer design, send the file to the laser engraver, and push the start button. BUT we need LE trained folks to sign up, PLEASE.

<https://www.signupgenius.com/go/20f0b4ca4ac2ea4fb6-santas1>

On the Cutting
Edge,

**Mike
McCauley**

Laser Engraver SIG
Co-Lead









**Curtis
Alexander**

Laser Engraver SIG
Co-Lead



please support our kcwg sponsors

COMPANY NAME	ADDRESS/WEBSITE/DESCRIPTION	KCWG DISCOUNT AMOUNT
	Rockler (Mahogany Sponsor) 15340 West 119th Street • Olathe, KS 763.478.8214 rockler.com/olathe-store	10% Show current membership card on order/payment-Some Restrictions May Apply
	Woodcraft (Mahogany Sponsor) 8645 Bluejacket Road • Lenexa, KS 913.599.2800 woodcraft.com/stores/kansascity Power tools and accessories, hand tools, fasteners, hardware, wood, finishes, clamps, workbenches, personal safety equipment and education.	10% Show current membership card on order/payment
	Taylor Toolworks (Mahogany Sponsor) Columbia, MO 573.397.6432 taytools.com Specialty hand tools, supplies and fixture and jig hardware.	10% INPUT coupon code KCWG10 to receive discount
	L&K Hardwoods (Mahogany Sponsor) 3101 N Lentz Road • Independence, MO 816.249.4400 landkhardwoods@gmail.com • landkhardwoods.com Custom milling, kiln drying, hardwood lumber, live edge slabs, and custom furniture.	10% Show current membership card on order/payment
	Walrus Oil (Cherry Sponsor) Springfield, MO 816.848.8598 • https://walrusoil.com/ Oil and wax finishes for cutting boards, furniture and leather and waterless skincare.	10% Identify KCWG membership on order Coupon Code: KCWG
	Lie-Nielsen Toolworks (Cherry Sponsor) Warren, ME 207.273.2520 lie-nielsen.com Hand tools, sharpening and tool care products, workbenches and education for woodworkers.	10% Offered only on purchases made at the annual guild tool show. Must show current membership card on order/payment at the guild

MEMBER PROJECTS - EFI KAMARA & CRAIG ARNOLD



Efi Kamara

Project Name: Thank You Box

Materials Used: Chamfer Wood

**Photos Courtesy Neal Ray
Shoger**



Craig Arnold

Project Name: Sea Turtle Welcome Sign

Materials Used: Plywood

Finish Used: Acrylic Paint

UPCOMING CHANGES WILL EFFECT HOW THE GUILD COMMUNICATES WITH YOU

The communications department has a number of initiatives in various states at this point.

Credit Card Payments to the Guild for Class and Various Event Payments - Our service that processes sign ups and payment for training events has informed us that they will no longer process payments using PAYPAL. This change occurs on December 1, 2022, and discussions are transpiring on how to proceed. IF we stay with Sign up Genius you will see a new payment processor called "Luma Pay" on our sign ups going forward. *** This will have NO effect on the upcoming membership renewals. ***

Email Metrics/Surveys - This initiative is still ongoing but has shifted a bit toward using new features in products we already utilize to gather input from Guild members. Expect to see a survey in regards to feedback on our upcoming membership meeting in October in your mailboxes. This is a test and will hopefully allow us to shape content in the future.

Library Content - in our review of the Library holdings we are generating a nice amount/selection of material for our members to purchase at the monthly meetings! Another great benefit of our holdings. As we finish reviewing our

book inventory we will then progress to the mountain of magazines that are in the Guild's possession. Don Steele and I will be reaching out to a select group of local Scouts looking to earn community service hours toward rank advancement. The Scouts will be supervised in the library with tasks surrounding the sorting and organization of our burgeoning magazine content.

PC Equipment - Still gathering equipment for future classes centered around technology in the workshop. A possible class and potential instructor thereof has been discussed.

Network Wiring - Wiring has been pulled and staged throughout the shop. This should be completed by XMAS. With these added access points completed we will see improved wireless connections and have expanded wired access points that will assist with expanded access for classes around the shop.

Brian Rorabaugh

Director of
Communications
& Webmasterr



Bloomer



Hardwoods

Offered Services

- Log Milling
- Custom Drying 20,000 bf
- Planing
- Straight lining
- Glued Panels
- Wide Belt Sanding
- Profile Replication
- Custom Moulding
- Template matching of existing pattern

Phone: 816.330.3596

13585 45 Highway, Platte City, MO 64079

Hours: MONDAY - FRIDAY 8:30AM - 4:30PM

Products Available at Bloomer Hardwoods

- Ash 4/4 & 8/4
- Cedar Aromatic
- 4/4, 8/4, & 12/4
- Cherry 4/4, 8/4 & 12/4
- Maple 4/4
- Pecan 4/4 & 8/4
- Red Oak 4/4 & 8/4
- Walnut 4/4 & 8/4
- White Oak 4/4
- Plywood for Cabinets
- And many other Local Hardwoods

HANDTOOL SIG OCTOBER 23, 2022

Join us on Sunday October 23rd from 2pm to 4pm at the KCWG shop for the Handtool SIG. Last month we covered the basics of sharpening straight blades like handplanes and chisels. This month we are going to look at card scrapers and scraper planes!

Learn to efficiently sharpen a card scraper and how effective they can be in most any material. Got tear-out in your white oak? Scrape it! Got some epoxy filled knots in your hickory? Scrape them flat! Got troublesome grain in your curly cherry? Scrape it to tame it!

And maybe you've got a larger area to work? Perhaps an entire table top

needs to have old varnish removed. veneer a bit of tooth before you



Consider a scraping plane such as the venerable Stanley #80. Or step up to a Stanley #12 or #212 or the modern interpretations! Give that

hammer it down in a bath of hide glue and elbow grease!

Be there Sunday, October 23rd from 2pm to 4pm at the Kansas City Woodworkers' Guild shop and see how easy it is to set up a scraper. And as always, the Open Shop will close at 2pm to resume again at 4pm.

Feel free to contact me if you have any questions at: rwyoung@ieee.org



Rob Young
Hand Tool SIG
Coordinator



Third Quarter Financial Update for 2022

The Guild's financial position remains strong. Year-to-date revenue exceeds budget projections and expenses are below budget. The Guild will end 2022 with an increase in the revenue reserve. Interest rates in the six CD'S are also on the rise which has not happened in years.

Monthly Statements of Operation are available in the members only section of the web site and can be viewed by clicking here: <https://member.kcwg.org/wp-content/uploads/FS22-03.pdf> These statements will provide you with more detail on the revenue and expenses for each month.

As we wind down this year it is time to start thinking about 2023 and that starts with the budget. October is the beginning of the budget process. We plan to have the budget completed by the first week in December and then finalizing plans in January. This is your opportunity for suggestions and recommendations for the coming year. If you have an idea or need, please let anyone on the leadership committee know so that your ideas can be considered during the budget process. Your input is important and always welcomed.

Changes are also coming to the method used

to pay for classes. The timeline has not been established nor has the exact procedure been finalized. You will be notified prior to the change.

Membership dues will not increase for 2023 but there will be a 20% increase in storage area fees. If you have wood stored at the Guild make sure the area is marked with your name and email. This includes wood that is standing along the wall. An email will be sent at membership renewal time notifying storage owners of the amount due.

This is also time for you to consider becoming more active in the administration of the Guild during the coming year. There are always jobs that need to be managed and the more members that are involved the easier it is to spread the workload. If you are interested, please contact any member of the leadership committee, and get involved.

Gary Mielke
Treasurer



PLEASE JOIN US IN WELCOMING THESE NINE NEW MEMBERS WHO JOINED THE GUILD IN SEPTEMBER AND EARLY OCTOBER

FIRST NAME	LAST NAME	HOMETOWN	STATE	MEMBERSHIP	JOINED
Joe	Johnson	Overland Park	KS	WW+	10/6/2022
Jeff	Christensen ...	Maize	KS	Regular	10/4/2022
Taylor	Bunce	Stilwell	KS	Sawdust	10/1/2022
Sopis	Harrington ...	Redondo Beach	CA	Benefactor	10/1/2022
John	Heiman	Kansas City	MO	Sawdust	9/30/2022
Javier	Centonzo	Overland Park	KS	Sawdust	9/28/2022
Tom	Koehler	Kansas City	KS	Benefactor	9/27/2022
Colin	Naughtin	Lee's Summit	MO	Sawdust	9/20/2022
Arno	Pinnow	Kansas City	MO	Sawdust	9/13/2022

Current Membership 929

FROM THE MEMBERSHIP DESK

Renewal Period for 2023 will start Nov 16, 2022 and run thru Feb. 28, 2023

Our Guild continues to grow, we currently have 929 members! Thank You for your support of Woodworking! The Guild's Membership Renewal period is drawing near –

as we did last year, we will start taking renewals and new members for 2023 at the November Membership Meeting. Membership costs will not increase for 2023 Membership Year. We will continue the \$5 discount for early renewals (between 11-16-22 and 1-31-23). The overall renewal period will remain the same as last year – you will have until February 28, 2023 to renew your membership. After February 28th, 2023 you will be considered a new member and will need to re-qualify for your Green Badge by taking the Online Safety Exam and attending a Safety Orientation or Rough to Ready Class.

Membership Level	\$/yr
Benefactor	\$150
Woodworker Plus	\$125
Sawdust Maker	\$95
Regular	\$50
Senior	\$35
Student	\$25

Jim Berard
Director of Membership



MEMBER PROJECTS - JOSEPH GREISEN & JIM BANY

**Joseph Greisen**

Project Name: Windsor Side Chair

Materials Used: Maple

Finish Used: Not Applied Yet

Points of Interest: Built in Class

**Photos Courtesy Neal Ray
Shoger**

**Jim Bany**

Project Name: Cutting Board

Materials Used: Peruvian Walnut & Paduke

Finish Used: Mineral Oil

Points of Interest: End Grain

SEPTEMBER MACHINE SAFETY REVIEW

Table Saw

Table saws are designed to rip, crosscut, and cut bevels and angles with precision.

Safety Rules

1. Always use the fence, crosscut sled or miter gauge. Never cut free-hand on the table saw.
2. Use the blade guard for all crosscut and rip operations except when using the crosscut sled or when ripping workpieces too narrow to fit a push stick between the guard and the fence, in which case replace the guard with the riving knife.
3. When cutting with the crosscut sled, use the riving knife, and make sure the outfeed table guide slots are aligned with the saw-table slots.
4. Position your body to the left of the blade so that it is not in line with the "kickback alley."
5. When you crosscut multiple pieces to the same short length, use a stop block clamped to the rip fence as your reference point. Using the fence together with the miter gauge or crosscut sled without a stop block risks kickback.
6. Do not reach over the blade until the blade has stopped completely.
7. Keep the tips of the blade teeth only 1/8" to 1/4" above the stock.
8. Never operate a table saw with the throat insert removed. Use a zero-clearance insert when appropriate.
9. Keep the area in back of you free of people in case of kickback. Be careful not to put pressure on the workpiece in a way that would press it against the side of the blade or pinch closed the kerf made by the blade.
10. Use a push stick to rip stock that is too narrow for you to keep your hand 3" from the blade while cutting it.
11. Make sure that the blade has stopped turning completely before you remove scrap pieces from the table or adjust for another operation.



SANTA'S WORKSHOP - OPPORTUNITIES AVAILABLE



If you have spouse or significant other that would like to help we need more Assembly Helpers (aka Santa's Helpers), they don't even have to be a Guild member, his could be an opportunity to get them into the shop to see the equipment and why you like to do wood-working.

There has been lots of excitement building in anticipation of this year's Santa's Workshop so don't miss out.

Santa's Workshop is just about five weeks away and will happen on Saturday, November 19 & Sunday, November 20. Bring kids, grandkids, nieces, nephews, and neighbors to enjoy the free event but, we need volunteer machine operators and those willing to help kids assemble their toy trucks.

Last year's Santa's Workshop was a success and everyone enjoyed working with the kids and witnessing their excitement.

We've broken shifts down into four hour segments so no one needs to spend a great deal of time in helping. Although, if you want to, we welcome you to sign up for more than one.



We are basically geared towards preschool through elementary grades, but everyone is welcomed from 1 to 100 years young.

Please sign up using the link below:

[Sign Up for Santa's Workshop](#)

Chris McCauley
Director of Events



OCTOBER 2022 OPEN SHOP SCHEDULE

day	October	Date	9am	10	11	12	1	2	3	4	5	6	7	8	9pm
Saturday	October	1	Mike Jones					Basic Skills Class Free Just Show Up		George Rexroad					
Sunday	October	2		Chuck Saunders					Chris McCauley						
Monday	October	3						Ron Haw				Gary Strohm			
Tuesday	October	4	Gary Creek			Craig Arnold							Kara Paris		
Wednesda	October	5	Roger Bartlett									LC Meeting			
Thursday	October	6	Gary Mielke									Training			
Friday	October	7			Mike Faulkner			David Krug							
Saturday	October	8	Dave Kraatz				Norm Carpenter								
Sunday	October	9		Rob Young						Mark Waugh					
Monday	October	10	John Sloss				Ron Haw					Woodturners General Meeting			
Tuesday	October	11	Matt Nowak			Ron Lomax			Craig Arnold			Roland Mohler			
Wednesda	October	12	Bob Caldwell									Scrollsaw SIG			
Thursday	October	13	Gary Mielke									Training			
Friday	October	14		Curtis Alexander				Ed Stewart				Barb Hinton			
Saturday	October	15	Dave Kraatz					Tom Smoller							
Sunday	October	16		Chuck Saunders						Chris McCauley					
Monday	October	17	Jerry Thompson					Ron Haw				Gary Strohm			
Tuesday	October	18	Gary Creek			Craig Arnold							CNC SIG 6:30		
Wednesda	October	19	Roger Bartlett									General Meeting			
Thursday	October	20	Gary Mielke									Training			
Friday	October	21			Mike Faulkner			Mike McCauley				Kenan Orhan			
Saturday	October	22	Dave Kraatz				Don Steele								
Sunday	October	23		Rob Young				Handtool SIG		Wayne Peterson					
Monday	October	24	John Sloss					Ron Haw				Kolton Stimpert			
Tuesday	October	25	Matt Nowak			Ron Lomax			Craig Arnold			Roland Mohler		Carving SIG	
Wednesda	October	26	Bob Caldwell									Kevin Thomas		Laser SIG	
Thursday	October	27	Gary Mielke									Training			
Friday	October	28						Ed Stewart				Rick Chandler			
Saturday	October	29	Mike Jones												
Sunday	October	30		Chuck Saunders						Mike McCauley					
Monday	October	31						Ron Haw							

Updated on September 28, 2022

MEMBER PROJECTS - HARRY HEALEY & GREG VOLKLAND

Harry Healey

Project Name: *Peregrine Falcon*

Materials Used: *Tupelo & Plaster of Paris*

**Photos Courtesy Neal Ray
Shoger**



Greg Volkland

Project Name: *Ball & Claw*

Materials Used: *Basswood*

Finish Used: *None*

TENTATIVE

NOVEMBER 2022 OPEN SHOP SCHEDULE

Day	November	Date	9am	10	11	12	1	2	3	4	5	6	7	8	9pm
Tuesday	November	1	Gary Creek			Craig Arnold							Kara Paris		
Wednesday	November	2	Roger Bartlett									LC Meeting			
Thursday	November	3	Gary Mielke									Training			
Friday	November	4			Mike Faulkner			David Krug							
Saturday	November	5	Mike Jones					Basic Skills Class Free Just Show Up	George Rexroad						
Sunday	November	6		Chuck Saunders					Chris McCauley						
Monday	November	7						Ron Haw					Gary Strohm		
Tuesday	November	8	Matt Nowak			Ron Lomax			Craig Arnold				Roland Mohler		
Wednesday	November	9	Bob Caldwell										Scrollsaw SIG		
Thursday	November	10	Gary Mielke										Training		
Friday	November	11		Curtis Alexander				Ed Stewart					Barb Hinton		
Saturday	November	12	Dave Kraatz				Norm Carpenter								
Sunday	November	13		Rob Young						Mark Waugh					
Monday	November	14	John Sloss				Ron Haw						Woodturners General Meeting		
Tuesday	November	15	Gary Creek			Craig Arnold								CNC SIG 6:30	
Wednesday	November	16	Roger Bartlett										General Meeting		
Thursday	November	17	Gary Mielke										Training		
Friday	November	18			Mike Faulkner			Mike McCauley					Shop Closed Setup for Santa's Workshop		
Saturday	November	19	Santa's Workshop and Holiday Sale			No Open Shop	Santa's Workshop and Holiday Sale			Santa's Workshop ar	No Open Shop				
Sunday	November	20	Santa's Workshop and Holiday Sale			No Open Shop	Santa's Workshop and Holiday Sale			No Open Shop					
Monday	November	21	Jerry Thompson					Ron Haw					Gary Strohm		
Tuesday	November	22	Matt Nowak			Ron Lomax			Craig Arnold				Roland Mohler Carving SIG		
Wednesday	November	23	Bob Caldwell										Kevin Thomas Laser SIG		
Thursday	November	24	Thanksgiving Day		Thanksgiving Day		Thanksgiving Day		Thanksgiving Day		Thanksgiving Day		Thanksgiving Day		
Friday	November	25						Ed Stewart					Rick Chandler		
Saturday	November	26	Dave Kraatz				Don Steele								
Sunday	November	27		Rob Young				Handtool SIG	Wayne Peterson						
Monday	November	28	John Sloss					Ron Haw					Kolton Stimpert		
Tuesday	November	29	Gary Creek			Craig Arnold							Rick Chandler		
Wednesday	November	30	Roger Bartlett												

Updated on September 28, 2022

WOOD WORDS NOTES & ANNOUNCEMENTS

SAFETY ORIENTATION

To participate in this program you should have:

- ❖ Received a Welcome email from the Membership Director (membership@kcwoodworkersguild.org) that provides instructions, link and password for the online test. (A link to access the safety test is also provided in the Members Only area of the website. Request the safety test password from safety@kcwg.org to receive the test password if you cannot find your welcome email.)



- ❖ Studied these **Safety Sheets**.
- ❖ Completed the on-line safety test **no later than 48 hours before the orientation session**.
- ❖ Upon completion of the **on-line safety test**, you were prompted to print the results, **which must be brought to the safety orientation**.



- ❖ Printed the **Liability Waiver**, signed it, and brought it with you to the orientation.
- ❖ Show up 30 minutes early on the day of the orientation program.

This **Orientation is free**, but the **test results and the waiver must be presented at the session**.

THE NEXT SAFETY ORIENTATION IS SCHEDULED FOR SUNDAY, NOVEMBER 13, 2022. If you have read and understand the information and have completed the necessary steps you may sign up for the next orientation session by Clicking [HERE](#)⇒ [I'D LIKE TO SIGN UP for SAFETY ORIENTATION](#)

ROUGH TO READY (A BASIC HANDS-ON INTRODUCTION TO WOODWORKING)

(THIS CLASS IS AVAILABLE ONLY TO KANSAS CITY WOODWORKERS' GUILD MEMBERS)

Instructors: Mike McCauley, John Sloss, Ed Stewart, George Rexroad, Kathryn Dingley, Alex Scott, or Tom Vece.


Fee: Sawdust Maker: \$50.00. Woodworker Plus and Benefactor Members with 20% discount: \$40.00

Payment is required at the time of Sign Up. Please use the Guild's PayPal account attached to the Sign-Up to pay for the class.

Green Tag: IS NOT REQUIRED for this class, and successful completion of the class will result in your **Green Tag** being issued.

Class size is limited to just one, or two students with a qualified instructor.

Prerequisites: You must be a FULLY PAID member of the Kansas City Woodworkers Guild at the Sawdust or Woodworker Plus level and MUST have completed the KCWG Online Safety Test with a score of 90% or better preferably before signing up for your class, but not more than 48 hours after signing up for your class. If Safety Test is not completed within 48 hours, your scheduled class will be reopened and you will not be able to reschedule until your Safety Test requirement has been completed. You will not lose your payment but will need to reschedule through the R2R coordinator.



Items you will need to bring to class with you: apron, 6" metal ruler, 6" combination square, small machinist square, pencil (mechanical suggested), 6' to 16' tape measure, ANSI Z87.1 approved safety glasses.

Time & Class Size: Varies (See the individual class sign-up comments in SignUp Genius for the scheduled times)

Location: All classes are held at the Kansas City Woodworkers' Guild Shop, 3189 Mercier St., Kansas City, MO 64111

Available Class Dates will vary, so make sure you check, but currently available dates are: SUNDAY, OCTOBER 30, MONDAY, OCTOBER 31, FRIDAY, NOVEMBER 4, SUNDAY, NOVEMBER 6, SUNDAY, NOVEMBER 13, MONDAY, NOVEMBER 14, FRIDAY, NOVEMBER 18, SUNDAY, NOVEMBER 27, FRIDAY, DECEMBER 2, SUNDAY, DECEMBER 4 and SUNDAY, DECEMBER 11. Check back often because additional classes are added frequently.

See the full class description and Sign Up for any of the abover classes by Clicking [HERE](#) ⇨ [I'D LIKE TO SIGN UP FOR AND TAKE THE ROUGH TO READY CLASS.](#)

BUILDING WOODEN TOYS - SESSION 1



Instructor(s): Wes Meyer and other Guild Instructors

Class Level: Basic Open to all skill levels

Portion of shop restricted to class use: Hand Tool Room

of Sessions: 1 **Day/Date/Time:** Saturday, November 12, 2022; 9:00am until 5:00pm

Fee: Sawdust Maker: \$50.00. Woodworker Plus and Benefactor Members with 20% discount: \$40.00

Payment is required at the time of Sign Up. Please use the Guild's PayPal account attached to the Sign-Up to pay for the class.

Class Location: Kansas City Woodworkers' Guild Shops · 3189 Mercier St. · Kansas City, MO 64111

Green Tag Required: YES

Class Description: Join Wes Meyer and the guild instructors as they take you through the process of building wooden toys. You will craft these items starting from wood blocks and shape them through

a series of progressive steps via drilling and cutting culminating in the final creation of the toy itself. You will also learn how you can increase your productivity as the process is enhanced by several jigs to guide the work.

You will make a set of three trucks and a five-car toy train. Students will use the table saw, band saw, drill press, and router table to speed up the work. These toys are favorites of children and their parents.

All Materials are provided for the course.

Expected Skills: Use of Table Saw, Band Saw, Drill Press, and Router Table, and a jovial spirit

Tool List: 6" or 12" adjustable square, sanding block

[See the full class description and Sign Up by Clicking HERE⇒ I'D LIKE TO SIGN UP TO TAKE THE BUILDING WOODEN TOYS CLASS SESSION 1.](#)

BUILDING WOODEN TOYS - SESSION 2



Instructor(s): Wes Meyer and other Guild Instructors

Class Level: Basic Open to all skill levels

Portion of shop restricted to class use: Hand Tool Room

of Sessions: 1 **Day/Date/Time:** Saturday, December 10, 2022; 9:00am until 5:00pm

Fee: Sawdust Maker: \$50.00. Woodworker Plus and Benefactor Members with 20% discount: \$40.00

Payment is required at the time of Sign Up. Please use the Guild's PayPal account attached to the Sign-Up to pay for the class.

Class Location: Kansas City Woodworkers' Guild Shops · 3189 Mercier St. · Kansas City, MO 64111

Green Tag Required: YES

Class Description: Join Wes Meyer and the guild instructors as they take you through the process of building wooden toys. You will craft these items starting from wood blocks and shape them through

a series of progressive steps via drilling and cutting culminating in the final creation of the toy itself. You will also learn how you can increase your productivity as the process is enhanced by several jigs to guide the work.

You will make a set of three trucks and a five-car toy train. Students will use the table saw, band saw, drill press, and router table to speed up the work. These toys are favorites of children and their parents.

All Materials are provided for the course.

Expected Skills: Use of Table Saw, Band Saw, Drill Press, and Router Table, and a jovial spirit

Tool List: 6" or 12" adjustable square, sanding block

[See the full class description and Sign Up by Clicking HERE⇒ I'D LIKE TO SIGN UP TO TAKE THE BUILDING WOODEN TOYS CLASS SESSION 2.](#)

L & K HARDWOODS MILL AND GRILL

L&K Hardwoods became a sponsor in 2021 after giving a presentation at our January 2021 meeting: <https://youtu.be/1k6H5twLzgw>

They were very impressed with the guild and what we do. After visiting their mill you will be equally impressed.

Here is your opportunity to visit L&K Hardwoods, see the Timberking bandsaw mill and their wood drying kiln at work. You will have the opportunity to see their selection of slabs and arrange for a purchase. Or you can discuss having your own log custom milled and kiln dried.



On October 22nd at 11:00 we have been invited to tour the mill and see the inventory. Dress for the weather and bring a lawnchair.

We will meet at the KCWG shop and carpool or caravan together at 10:00 am.

We will visit L&K Hardwoods from approximately 11:00 am until around 2:00pm, then return to KCWG.

L&K Hardwood address is: 3101 N Lentz Rd. Independence, MO 64058 it is in a residential area, Please observe the 25 mph speed limit. When parking; do not block any other vehicle, if you park on the street **DO NOT BLOCK ANY DRIVEWAYS.**

L&K is also doing a Christmas toy drive this year and will be providing lunch for the low, low price of a new unwrapped toy. Don't forget the teenagers when purchasing toys.

Bring a new, unwrapped toy and receive a free lunch. Water and Gatorade provided, also.

Be sure to sign-up below for this fun afternoon opportunity
Any questions should be directed to: events@kcwg.org

Date: 10/22/2022 (Sat.) · Time: 10:00am - 3:00pm CDT

Location: L&K Hardwoods we will meet at KCWG Shop

For Guild Members Only – Not a member? Join ⇒ [HERE](#).

[See the full Event description and Sign Up by Clicking HERE⇒ I'D LIKE TO SIGN UP FOR THE L&K SAWMILL MILL AND GRILL EVENT](#)

This event has been arranged and scheduled by Events Director Chris McCauley

PROJECT FINISHING - DECEMBER 2022



a finishing class in three fast-paced sessions that will provide you with experience finishing a variety of woods, finishing materials, and processes.

This is a fast-paced class. Students will learn techniques for finishing woods: quarter sawn white oak, red oak, walnut, cherry, mahogany, curly maple, pine.

Instructor(s): Craig Arnold

Class Level: Basic

Sessions: 3 Evenings on 3 dates

Date / Time: This class will be held on the 3 dates listed here (the classes build on each other):

Monday, December 12th, 6:30pm – 10:00pm

Tuesday, December 13th, 6:30pm – 10:00pm

Wednesday, December 14th, 6:30pm – 10:00pm

Portion of shop restricted to class use: Library

Maximum Class size: 6

Minimum Class Size: 4 (If the minimum class size isn't met; the class will be canceled.)

Fee: Sawdust Maker: \$215 (Woodworker Plus and Benefactor Members: save 20% \$172)

Payment is required at the time of Sign Up. Please use the Guild's PayPal account attached to the Sign-Up to pay for the class.

Location: KCWG Shop; 3189 Mercier St; Kansas City, MO 64111

Green Tag: Not Required

Description: Building your project is 90% of the work. The other 10% is putting on a good finish. One of the biggest challenges in achieving a good finish is choosing the finish you want for your project. To help you, Craig Arnold will be teaching

The “finish” includes surface preparation to final rub out. The class will use penetrating oils, sealers, grain fillers, and shellac. Also, they will use dye stains, pigment stains, and glazes for layered color.

Students will use water-based stains and topcoats and oil-based stains and topcoats and will learn when to use either. Milk paint and chalk paint will also be used.

Participants will learn brushing, wiping, and spraying topcoats. Waxes and finish rub out will conclude the class. Students will keep their sample boards as a reference for their future projects.

Expected Skills: Students are expected to be able to hold a paint brush and a rag. No power tools will be used in this class.

Tool List: Students are encouraged to wear grubby clothes. Everything is supplied.

Date: Class Begins on 12/12/2022 (Mon.)

Time: 6:30pm - 10:00pm CDT

For Guild Members Only – Not a member? Join [HERE](#).

[See the full class description and Sign Up by Clicking HERE](#) ⇒ [I'd LIKE TO SIGN UP FOR THE PROJECT FINISHING CLASS](#)

GUILD ACTIVITIES AT THE SHOP

Always check the guild website before leaving home to be sure that a scheduled event is actually taking place.

There will also be times when the shop will be closed to open shop periods due to a special meeting, class or event. These closures will be clearly noted on the monthly open shop schedule and are typically highlighted by a color other than the green background that normally indicates an open shop period.

BOARD & LEADERSHIP COMMITTEE & GENERAL CONTACTS DIRECTORY

President.....	Cal Hobbs	president@kcwg.org
Vice-President	Mike McCauley	vicepresident@kcwg.org
Secretary	David Roth	secretary@kcwg.org
Treasurer.....	Gary Mielke	treasurer@kcwg.org
Member-at-Large	Craig Arnold	memberatlarge@kcwg.org
Director of Assets.....	Chuck Saunders	assets@kcwg.org
Communications - Questions, comments & suggestions.....		teamcomms@kcwg.org
Director of Communications.....	Brian Rorabaugh	communications@kcwg.org
Director of Events	Chris McCauley	events@kcwg.org
Library - Questions, comments & suggestions		teamlibrary@kcwg.org
Librarian.....	Don Steele.....	library@kcwg.org
Newsletter Editor	Ron Haw	newsletter@kcwg.org
Director of Membership.....	Jim Berard.....	membership@kcwg.org
Director of Programs.....	Matt Nowak	programs@kcwg.org
Director of Safety.....	Steve Venne.....	safety@kcwg.org
Director of Sponsorship	Duane Miller	sponsorship@kcwg.org
Director of Training	Kevin Thomas.....	training@kcwg.org
Asst Director of Training	Brent Murphy.....	assttraining@kcwg.org
Videos - Questions, comments & suggestions.....		teamvideo@kcwg.org
Website - Questions, comments & suggestions		teamweb@kcwg.org
Web Master	Open.....	webmaster@kcwg.org

ESSENTIAL LINKS & SERVICES

Kansas City Woodworkers Guild Website	https://kcwg.org
Guild Training and Available Classes	http://kcwg.org/classes/
Members Only Section (Password Rqd).....	http://kcwg.org/member-only-area/
Guild Photo Bank and Upload Center	https://member.kcwg.org/photo-submission/
Place a Classified Ad.....	classifieds@kcwg.org
KCWG Facebook Page	https://www.facebook.com/kcwgw
KCWG Videos	https://kcwg.org/videos

KANSAS CITY WOODWORKERS' GUILD SPECIAL INTEREST GROUPS (SIG'S)

Carving SIG	carvingSIG@kcwg.org
CNC SIG	cnc@kcwg.org
Hand Tool SIG	handtoolSIG@kcwg.org
Laser SIG	laserSIG@kcwg.org
Scroll Saw SIG	scrollsawSIG@kcwg.org

**VISIT
THE KANSAS CITY
WOODWORKERS' GUILD
ONLINE AT
WWW.KCWG.ORG**

