

# WOOD WORDS



Kansas City Woodworkers' Guild

## "HOBBS"ERVATIONS - PRESIDENT'S THOUGHTS AND COMMENTS

As president of the Guild, I now am included on the notifications of when people sign up for different events, such as training, volunteering, etc. Today I saw that a couple of people signed up for helping out with Turf Boxes, which is GREAT!

Way back before I started in the Guild, several members had the wisdom and put forward a huge effort to build furniture for Andre's restaurant. The money for that commission (all labor was volunteered by the way) was put into our first physical shop, in Merriam.

Since then we have taken on other projects, such as the Turf Boxes. These create revenue that keeps our dues down. We should all heartily agree, that membership in the Guild is the deal of the century. But that doesn't come free, it comes from the time, talent, and effort from our members, who volunteer in these projects.

So if you are in the shop, hanging out, grab a screwdriver and put hardware on. If you are free,

PUBLISHED BY THE KANSAS CITY  
WOODWORKERS GUILD

3189 MERCIER ST \* KANSAS CITY \* MO \* 64111

## IN THIS ISSUE...

Note: You may go directly to any article shown below by simply clicking on the article name below:

- ["HOBBS"ERVATIONS - President's Thoughts and Comments](#) 1
- [Member Projects](#) ..... 2
- [Woodwords: The Podcast](#)..... 4
- [From the Shop](#) ..... 4
- [LIBRARY - September 2022 Newsletter](#) ..... 6
- [From the Training Desk](#)..... 7
- [Santa Wants You!](#)..... 8
- [Member Projects](#) ..... 9
- [CNC SIG Roundup](#) ..... 9
- [Report from the Communications Director](#)..... 10
- [Sponsorship Director's Report](#)..... 12
- [Remembering Nancy Hiller \(1959-2022\)](#) ..... 14
- [At KCWG Who gets Paid? VP's Report](#) ..... 20
- [New Member Welcome](#) ..... 21
- [September Machine Safety Review](#) ..... 22
- [Member Projects](#) ..... 23
- [KCWG Hand Tool SIG](#) ..... 25
- [We will Help When We Can](#) ..... 25
- [September 2022 Open Shop Schedule](#)..... 26
- [Tentative October 2022 Open Shop Schedule](#)..... 27
- [Wood Words Notes & Announcements](#) ..... 28
- [Safety Orientation](#) ..... 28
- [Rough to Ready \(A Basic Hands-on Introduction to Woodworking\)](#) ..... 29
- [Kitchen/Shop Stool Build w/David Abeel - Session 1](#) ..... 30
- [Chairmaking with David Abeel - Session 2](#) ..... 31
- [BUILDING WOOD TOYS - SESSION 1](#)..... 32
- [BUILDING WOOD TOYS - SESSION 2](#)..... 33
- [Craftsman Mantel Clock](#)..... 34
- [Project Finishing - June 2022](#) ..... 35
- [Board, Leadership Committee & Gen'l Contacts Directory](#) . 36

sign up to take a slot and put the boxes together. It all counts, and I'd love it if you would consider jumping in.

Lastly, a huge thank you to all who have and continue to contribute. Couldn't do it without you!

**Cal Hobbs**  
KCWG  
President



# MEMBER PROJECTS



**Michelle Beck**

**Project Name:** Charcuterie Board

**Materials:** Epoxy River Board

**Finish Used:** Cutting Board Oil

**Points of Interest:** Epoxy River

**Challenges Encountered:** Epoxy Pour

**Photos Courtesy Neal Ray  
Shoger**

## SAFETY DIRECTOR'S REPORT

According to The National Institute for Occupational Safety and Health (NIOSH), each day about 2000 U.S. workers sustain a job-related eye injury that requires medical treatment. About one third of the injuries are treated in hospital emergency departments, and more than 100 of these injuries result in one or more days away from work. The majority of eye injuries fall into one of three categories; striking or scraping, penetration and chemical and thermal burns. It is the first two categories that present the most concern for woodworkers. NIOSH finds that "striking or scraping (injuries) as the majority of eye injuries often result from small particles or objects striking or scraping the eye, such as: dust, cement chips, metal slivers, and wood chips. These materials are often ejected by tools, windblown, or fall from above a worker. Large objects may also strike the eye or face, or a worker may run into an object causing blunt-force trauma to the eyeball or eye socket. Penetration injuries are when objects like nails, staples, or slivers of wood or metal can go through the eyeball and result in a permanent loss of vision.

Proper eye protection at the Kanasa City Woodworkers' Guild includes and requires safety glasses with side shields. Safety glasses must be ANSI (American National Standards Institute) Z87.1 rated and include side shield protection. The Guild has a partnership with rx-safety, an online prescription safety glass retailer that offers discounted prices. You can browse their selection here [www.rx-safety.com](http://www.rx-safety.com).

The bottom line is the Guild requires that safety glasses must be worn **100% of the time in the guild**, starting at the front door. There should be no time that any member is not wearing safety glasses. It does not matter whether you are working on a table saw or sitting waiting for a skill builder class to start. When you are in the building you are wearing safety glasses. PERIOD!

The National Institute for Occupational Safety and Health (NIOSH), Eye Safety, (2013), Retrieved from <https://www.cdc.gov/niosh/topics/eye/default.html>

### Correction:

In the August newsletter the following statement is incorrect: To sign up for an upcoming Rough to Ready class you must be a guild member, have taken the safety test at least 48 hours prior to the class and signed the liability waiver.

The correct information should read: Safety Test: Must be completed within 48 hours of sign-up or the class spot will be reopened.

As always when in doubt ask a shop foreman for help.

**Steve Venne**  
Director of Safety



## YOUR SAFETY COMMITTEE IS LOOKING FOR YOUR HELP



We are looking for a few good woodworkers who would like to offer your advice and direction in helping to form a guild safety policy. If you think that you might be interested please contact us at [safety@kcwoodworkersguild.org](mailto:safety@kcwoodworkersguild.org) and we can provide you with more information.

**Safety committee is looking for committee members and potential actors or someone who would like to be in front of a camera in a safety video. Contact us at [safety@kcwoodworkersguild.org](mailto:safety@kcwoodworkersguild.org)**

## WOODWORDS: THE PODCAST

If you haven't watched or listened to the new generation of *Woodwords: The Podcast*, Why not? You can watch it here: <https://www.youtube.com/watch?v=5RYMeKlypkw>. I, for one, am very excited about this new format. You get to meet a couple of different personalities and learn while you are entertained. Our latest episode, which should be posted soon, features long time Guild member and High School Shop Teacher, Scott Engelmann, as we discuss the state of or lack there of the trades being taught in schools today. It is an interesting and informative discussion. I believe you will find it enjoyable.

While this is new, we do need your help. We really want to discuss woodworking topics that are important to you, the Guild member. To do this we need your input. Please drop us an email at [podcast@kwcg.org](mailto:podcast@kwcg.org) with your suggestions and questions. The podcast is meant to be another informative benefit of the Guild's mission to "promote the skill and craft of woodworking, and to provide education, information, fellowship and organization to those interested in working with wood". So let us know what you want us to talk about.

Till next time, remember to always work safe and get your sawdust on.



**Kevin Thomas**  
Director of Training

## FROM THE SHOP

First a welcome to our newest old Foreman? Mike Falkner has returned from his hiatus to once again keep the shop open a few more hours for your woodworking pleasure. Check the [Open Shop Calendar](#) for Mike's Open Shop times (beginning in October). Our foremen have volunteered to cover 195 hours of open shop time this September.

This brings up the value in checking the [Open Shop Calendar](#). There are a lot of available hours to work in the shop and who doesn't like having the shop to themselves? Find the time that fits your schedule best and if you find the shop to be busier than you like, try some of the other times, could be just you and your personal Shop Foreman.



**Chuck Saunders**  
Director of Assets


# TAYLOR TOOLWORKS



VISIT TAYLOR TOOLWORKS at

[WWW.TAYTOOLS.COM](http://WWW.TAYTOOLS.COM)

## COME SCROLL WITH US.



The scroll saw SIG will meet the second Wednesday of the month on, October 12, 2022. The meeting will begin at 7:00 p. m.

We will open the shop for those who want to scroll before the meeting beginning at 5:00 PM for anyone that wants to use the saws.

We will be talking about supporting this years' Santa Workshop in November...

Bring your latest projects for Show-n-Tell.

**George Rexroad**  
Scroll Saw SIG  
Co-Coordinator



## LIBRARY - SEPTEMBER 2022 NEWSLETTER

We have been adding donated books to the online catalog the last several months and identifying multiple copies of books in the catalog. This process is on-going. We are deleting the excess copies from the catalog and will be making them available for sale to the membership during future General meetings (some will be raffle items). There is a pdf file on the desktop on the Library computer that has a list of the books added since May 2022. I would like to thank the volunteers that have been helping with the cataloging effort the last several months - Barry Pennington (former librarian), Terry Johnston, C.J..Scheppers, and Brian Rorabaugh (Communications Director). C.J. has copied a number of donated dvd's and we will be adding them to the online catalog and placed in the dvd drawer..

If you have a Guild library book that needs to be returned, please place it in the return basket in the Library (no questions asked). We will return the book to the stack and note the book as being available in the catalog.

Review of Library checkout & Online Catalog  
- You can use your web browser to view

the library book catalog online by going to the Guild website ([kwcg.org](http://kwcg.org)) home page and clicking

“Resources” from the “About” tab dropdown menu. This will take you to the Library page and you can click “Visit the KCWG Library”. The catalog can also be searched through the new and faster computer on the desk in the Library. See the icon on the desktop of the computer. The Guild computer is on the desk in front of the dvd storage case. The other computer belongs to the Turners. You can search the online catalog by Category, Author, Title, or Call Number. You will need your membership number to check out a book (see the back of your nametag). If you have any questions or problems, please email us at:

[Library@kwcg.org](mailto:Library@kwcg.org)

**Don Steele**  
KCWG  
Librarian



## FROM THE TRAINING DESK

It's September and time to start thinking about Fall and all its brilliant colors. With Fall comes the holiday seasons and preparing for them. We have a couple of ways for you to prepare. First off, there are still spots available for David Abeel's Windsor Chair classes that begin this week. If you think that you might be interested, please send me a note or give me a call right away, these classes begin on Monday, September 19th. Second, you can join Wes Myer and other Guild instructors learning to build wood toys for Christmas. We have two classes scheduled this year, the first on November 12<sup>th</sup> and a second class on December 10<sup>th</sup>. Spaces are available but are filling up fast for both of these classes. This is a good precursor for helping out with the Santa's workshop that will be coming up on November 19<sup>th</sup> & 20<sup>th</sup>.

The fall Intermediate Woodworking and Hand Tool Woodworking classes have gotten underway, both classes began on September 8th. These 10 week classes will be finishing up in early November. At that time, we will be offering the Holiday Quickie classes, like we have offered in the past. I hope to have more information on those for you next month.

Lastly, the Guild and the world lost a gem on August 29<sup>th</sup>, when Nancy Hiller succumbed to Pancreatic

Cancer. Nancy taught here back in April, 2018. She spent a week here teaching the English Arts & Crafts Writing Desk. She even wrote about her experience in a Blog post. <https://www.popular-woodworking.com/editors-blog/kansas-city-woodworkers-guild/>

Nancy was trained in the Guild system of England and shared her experiences in her book, *Making Things Work*. It was this book that she signed for me, at the April, 2018, Membership Meeting. I just pulled it off the bookshelf to read again what she had written, "Enjoy this ration of Sh\*t". Nancy you were one of a kind and you will be deeply missed. Rest in Peace.



Nancy Hiller pictured to the left of Craig Arnold with her English Arts and Crafts Writing Desk Class at the Kansas City Woodworkers Guild in April, 2018

**Kevin Thomas**  
Director of  
Training



## SANTA WANTS YOU!



**S**anta's Workshop & Holiday Gift Mart is just around the corner. Sign up now to reserve your table. We expect many more visitors this year.

Date: November 19 & 20, 2022, Saturday and Sunday, 10 to 5 each day. Reservation Deadline is Friday, November 4, 2022.

Each Vendor is responsible for decorating, staffing, supplying product, and collecting their own monies.

All items offered must be of the exhibitor's creation; no resale items allowed.

Vendors are encouraged to wear Holiday Attire and decorate their table appropriately.

Vendors are not limited to woodworking as many of our members enjoy multiple crafts

and all are welcome.

We readily have 16 tables for \$15 for single day or \$25 for the both days. Your payment reserves your table.

Lunch and snacks are provided to vendors each day. Booth sitters are available for vendors needing to take a break.

Currently, members are allowed to reserve one table. If not all tables are reserved by the Reservation Deadline of Friday, November 4, vendors may acquire a second table at \$15 for a single day or \$25 for both days. You will receive an invoice through Signup Genius for the additional table space. Please indicate your interest in a second table in the Note Section of the Signup Genius form.

We plan to have media coverage Saturday morning at 9 am so plan to be early to show off your booth.

### **NEW FOR 2022: Guild Member Table**

As many members may not

have enough products to fill a booth, Santa's Workshop & Holiday Gift Mart is offering a table for Guild members to put one or two of their handcrafted items for sale and receive the full amount of the asking price.

Visitors wishing to purchase an item may pay by Check (made out to the member) or Cash at the Guild Member Table. No credit card payments are accepted at the Guild Member Table.

Please mark your items clearly with your name, description of the item, price, and phone number. The payment is placed in an envelope for you to collect later at the Guild. A committee member will call informing you of a purchase of your item. Unsold items and payment envelopes are available for pick up after the event closes.

Drop off your items no later than Friday, November 18, 2022.

If you have questions or concerns, please contact Craig Arnold, Vendor Coordinator at [memberatlarge@kcwg.org](mailto:memberatlarge@kcwg.org).

Sincerely,  
**Craig Arnold**  
KCWG Member-at-Large





## CNC SIG ROUNDUP

**CNC SPECIAL INTEREST GROUP (SIG) WILL MEET ON TUESDAY, SEPTEMBER 20TH AT 6:30 PM.**



**T**his month's CNC SIG will meet at 6:30pm on Sept 20 at 6:30pm in the Guild Library. All Guild members and their guest are welcome to attend.

As usual there will be a time to showcase any CNC projects that members have completed. If you have a project that involved the CNC please bring it to share with fellow members.

This month we will explore several online resources related to CNC bits and the design software we use at the Guild.

Also Gary ORAMASK when If time allows we will wooden nut.

Mundhanke will be discussing the use of painting an engraved or v-carved project. use the CNC to cut internal threads into a

If you have an interest in learning more about the CNC I invite you to plan on attending.

**Ed Stewart**  
CNC SIG  
Co-Coordinator



## MEMBER PROJECTS



*No Information Provided*

**Photos Courtesy Neal Ray Shoger**



## REPORT FROM THE COMMUNICATIONS DIRECTOR

**T**he communications department has a number of initiatives in various states at this point.

**PC equipment** – We are still gathering equipment for future classes centered around technology in the workshop. One of the first classes being investigated is a much requested class for “SketchUp” which hasn’t been offered in quite some time. A possible class and potential instructor thereof has been discussed.

**Email metrics** - This initiative is still ongoing but has shifted a bit toward using new features in products we already utilize to gather input from Guild members. I am hoping to use this to shape content for meetings, podcasts, and presentations.

**Network wiring** - Several thousand feet of network cabling has been pulled and is now staged throughout the shop. A case of COVID and a heavy work schedule (yes I still have a 9-5) has slowed me down. Next steps will be termination and testing of the cabling before it will be able to be used in the (20 plus) newly installed locations. This will also result in an increased internet speed for the Events and Audio-Visual productions as well as all the other existing locations within the shop. We will also see better wireless signal throughout the entire shop as well as these new services come online over the next several months.

Also in the near future we will have AV capability in the hand tool room to allow presentation of content from online sources to groups utilizing that space for meetings and classes.

**Other Guilds** - A list of other active woodworking guilds across the nation is also being compiled to facilitate sharing of content and ideas with these other organizations. As of today, this list consists of 190+ organizations. The list is still **EVOLVING** as it appears that many of these guilds did not survive the pandemic and have ceased operations.

**Library content** - Don Steele and I will be reaching out to a select group of local Scouts looking to earn community service hours toward rank advancement. The Scouts will be supervised in the library with tasks surrounding the sorting and organization of our burgeoning magazine content. A byproduct of this effort will be the reduction and **SALE** of excess and duplicate content at our monthly member meetings.

**Brian Rorabaugh**

*Director of  
Communications  
& Webmaster*



SAVE OVER  
**25%**




**HAVE YOU  
SEEN THIS?**

**\$249**

**BENCH COOKIE®  
PLUS WORK GRIPPER, SINGLE**

Keeps workpieces from shifting while  
sanding, sawing or routing  
Reg. \$3.49 SKU: 59655



**\$11.99 BD. FT.**

**BELI LUMBER** SKU: 62149  
IN-STORE ONLY, WHILE SUPPLIES LAST

**\$3.99 BD. FT.**

**RUSTIC HICKORY LUMBER**  
SKU: 80399 IN-STORE ONLY,  
WHILE SUPPLIES LAST

**STARTING AT  
\$7.99 EA.**

**WENGE LUMBER**

**SPECIAL BUYS!**



**NEW**



**\$29.99**

**ROCKLER QUICK-DRAW  
MARKING GAUGE**

- One quick motion lays down a nice, bold pencil line
  - Spring-loaded pencil carriage for one-handed use
  - Included pencil stores in ruler keyway
- SKU: 55120

**NEW**



**\$99.99**

**ROCK-STEADY FOLDING  
WORKTOP WALL BRACKETS**

SKU: 58798



**ROCKLER**  
CREATE WITH CONFIDENCE

UPGRADE YOUR SHOP SALE PRICING VALID 9/2-9/29/2022  
15340 W 119th St. • Olathe, KS 66062 • (913) 815-2002 • Rockler.com  
Please check Rockler.com for current store hours.

Visit Rockler at: [www.rockler.com](http://www.rockler.com)

## FINANCIAL UPDATE



The Guild's finances are in good shape as we get ready to end the third quarter. Membership at the end of August was over 900. Revenue from training classes is over budget. The Guild received payment for the first 230 turf boxes in July. Now we need to get busy and complete the rest of the turf boxes which would make 2022 a fantastic year.

Planning for next year will start in October with the creation of the 2023 budget. If you have thoughts or suggestions, please contact anyone on the leadership committee.

This is also a good time for you to consider becoming more active in the administration of the Guild during the coming year. There are always jobs that need to be managed and the more members that are involved the easier it is to spread the workload. If you are interested, please contact any member of the leadership committee, and get involved.

Please look at the Monthly Statement of Operation in the Members Only area of the Guild website. The purpose of the monthly statement is to keep you informed on the Guild's financial condition and to let you know the sources of revenue and the payments made. If you would like additional information in the report, please let me know.

**Gary Mielke**  
Treasurer



## SPONSORSHIP DIRECTOR'S REPORT

In addition to our sponsors identified by their logo throughout this newsletter, we would like to thank the following for their gifts:

Donation to Raffle Table – August

John Van Goethem:	1-2-3 Blocks, Matched Pair, Frame Clamp Set & Moven Vise Kit
Matt Novak:	Leather Belting
Woodcraft:	Tape Measure, Bench Cookies, Push Stick
Anonymous:	Router Fluting Jig & SawStop Cap

In-stock Guild apparel available for purchase will be displayed at the Members Meeting. Pricing **25%** off. Please review and buy.

I am looking for volunteers to help setup the transition from apparel in stock to print on demand. I know nothing, any ideas or suggestions would be appreciated.

**Duane Miller**  
Director of Sponsorship




please support our kcwg sponsors

COMPANY NAME	ADDRESS/WEBSITE/DESCRIPTION	KCWG DISCOUNT AMOUNT
 <p><b>Baird Brothers</b> FINE HARDWOODS Our Family's Heritage Your Family's Home</p>	<p><b>Baird Brothers Fine Hardwoods</b> (Cherry Sponsor) Canfield, OH 800.732.1697 • <a href="http://bairdbrothers.com">bairdbrothers.com</a></p> <p>Hardwood lumber and plywood, custom millwork, mouldings, interior doors, stair parts and tools.</p>	<p><b>10%</b> Identify KCWG membership on order</p>
<p><i>Bloomer Hardwoods</i></p>	 <p>(Pine Sponsor) <b>Phone: 816.330.3596</b> 13585 45 Highway Platte City, MO 64079</p> <p>Hours: MON - FRI 8:30AM - 4:30PM</p>	
 <p>Stone DuCimetiere, Owner Hardwood for crafting, DIY projects, outdoor and indoor firewood. Follow us on Facebook: Stone's Sticks</p> <p>417 N. Colvada Ave. 620.931.8679 Burrton, MO 64702 <a href="mailto:stonessticks2019@gmail.com">stonessticks2019@gmail.com</a></p>	<p><b>Stone's Sticks</b> (Pine Sponsor) Burrton, KS 620.931.8679 <a href="mailto:stonessticks2019@gmail.com">stonessticks2019@gmail.com</a></p> <p>DIY hardwood craft supplies, lumber, trim, cooking wood and firewood.</p>	<p><b>10%</b> Show current membership card on order/payment</p>
 <p><b>NEAL RAY'S</b> PHOTOGRAPHY</p>	<p><b>Neal Ray's Photography</b> 9 E Kansas Street • Liberty, MO 816.582.5968 <a href="mailto:nealraysphoto@gmail.com">nealraysphoto@gmail.com</a></p> <p>Photographic studio portraits.</p>	
<p><b>SUPERIOR GRINDING</b></p>	<p><b>Superior Grinding</b> 5315 Raytown Road • Raytown, MO 816.561.8665 <a href="http://superiorgrindingllc.webstarts.com">superiorgrindingllc.webstarts.com</a></p> <p>Sharpening tools used by professionals and homeowners.</p>	<p><b>10%</b> Show current membership card on order/payment</p>
 <p><b>METRO</b> HARDWOODS, INC.</p>	<p><b>Metro Hardwoods</b> 4243 S Noland Road • Independence, MO 816.373.1710 <a href="http://metrohardwoodsinc.com">metrohardwoodsinc.com</a></p> <p>Hardwood lumber, plywood, finishes, saw blades and bits.</p>	<p><b>10%</b> Show current membership card on order/payment</p>

# REMEMBERING NANCY HILLER (1959-2022)

Brave, hard-working, talented, kind.



By **Elizabeth Knapp** | Aug 29, 2022



*Brave, hard-working, talented, kind.*

**O**f all the adjectives that can be used to describe Nancy R. Hiller, these four most appropriately sum up the woman we have come to know and love. And yes, there are so many more we could have chosen, from erudite to funny to saucy to... she'd be the first to admit this... wordy. But foremost, Nancy was brave, hard-working, talented, and kind.

**Brave** ... having tackled what was essentially a “man’s” career from an early age, training in England and working as a furniture maker in various cabinet shops until starting her own business in 1995. Brave, having faced a diagnosis of pancreatic cancer with optimism, courage, and grace. Brave, having shown that there was almost no subject she would not take



*Continued on Page 16*

please support our kcwg sponsors

COMPANY NAME	ADDRESS/WEBSITE/DESCRIPTION	KCWG DISCOUNT AMOUNT
 <p><b>Schutte LUMBER CO.</b> Since 1880</p>	<p><b>Schutte Lumber Company</b> 3001 Southwest Blvd. • Kansas City, MO 816.753.6262 • <a href="http://schuttelumber.com">schuttelumber.com</a> Timbers, cedar, siding and pattern profiles, specialty hardwoods, treated lumber, Festool power tools, decking, fasteners and hangars.</p>	<p><b>10%</b> Show current membership card on order/payment</p>
   <p><b>Phillips Safety Products, Inc.</b></p>	<p><b>Phillips Safety Company</b> Middlesex, NJ 888.245.6638</p> <p><b>Three websites to serve KCWG members, each offering a 25% member discount (Use code KCWG25)</b></p> <p><a href="http://rx-safety.com">rx-safety.com</a> - Prescription safety glasses, reading and magnifying glasses, hearing protection</p> <p><a href="http://myeyewear2go.com">myeyewear2go.com</a> - Eyeglasses, sunglasses, prescription sunglasses, sports and specialty glasses</p> <p><a href="http://phillips-safety.com">phillips-safety.com</a> - Laser safety glasses, welding and IR safety glasses, radiation protection, glassworking eyewear</p>	<p><b>25%</b> INPUT coupon code KCWG25 to receive discount</p>
 <p><b>KATSURA</b></p>	<p><b>Katsura Cutlery</b> Houston, TX <a href="http://katuracutlery.com">katuracutlery.com</a></p> <p>Knives, knife blanks and knife making instructions.</p>	<p><b>10% 15 - 20%</b> on some sales items Identify KCWG membership on order</p>
 <p><b>Lee Valley</b></p>	<p><b>Lee Valley</b> Reno, NV 888.983.1865 <a href="http://Leevalley.com">Leevalley.com</a></p> <p>Hand tools, power tools, hardware and accessories.</p>	<p><b>15%</b> educational Application form available at Guild</p>
 <p><b>LIBERTY HARDWOODS INC.</b></p>	<p><b>Liberty Hardwoods</b> 3900 N Kentucky Avenue • Kansas City, MO 816.231.0852 <a href="http://libertyhardwoodsinc.com">libertyhardwoodsinc.com</a></p> <p>Hardwood lumber, plywood, trim, hardware and accessories.</p>	<p><b>10%</b> Show current membership card on order/payment</p>
 <p><b>amazon smile</b> You shop. Amazon gives.</p>	<p><b>Amazon Smile</b> <a href="http://smile.amazon.com">smile.amazon.com</a></p> <p>On-line power equipment, tools accessories, etc.</p>	<p>No Guild discounts. However, a percentage of all sales are given to the Guild</p>

Continued from page 14

on and no truth she was afraid to tell.

**Hard-working** ... just do a Google search and you will find ample evidence of Nancy's work, whether that involves designing a period-appropriate kitchen, making all the components, and installing them; writing one of many books; keeping us all informed through the several blogs she wrote, both for Fine Woodworking and Lost Art Press; teaching woodworking; supporting the work of female woodworkers striving to make their marks in the world of furniture making; conducting an Instagram "takeover" for Fine Woodworking to mark Women's History Month, gardening at her Indiana home, caring for her family, including cat Tony and dog Joey, and more.

**Talented** ... her work speaks for itself, and you can scarcely have spent time on this website or others and not seen the beautiful cabinetry, shelves, and other amazing furniture Nancy has made. Nor can you have escaped the evidence of her writing skills (see above).

**Kind** ... that's an attribute each of us experienced over the course of our relationship with her. Whether she was writing a note of encouragement, noting the contributions of staff members publicly who rarely get public acclaim, speaking out for woodworkers who might otherwise not get noticed, or just having a great conversation with one who needs it, Nancy had a deep capacity for kindness.

## Nancy Hiller

Nancy R. Hiller trained as a furniture maker in England, where she lived for 16 years from the time she was 12. She earned a City and Guilds of London certificate, then worked for designer Roy Griffiths making kitchens. She also worked for Millside Cabinetmakers and the carpentry shop of the Imperial War Museum at Duxford Airbase before returning to the U.S. Back here, she worked for Wall-Goldfinger and Credence Customer Furniture before opening her own shop, NR Hiller Design Inc. in 1995.



She was a teacher, author, and craftsperson of the highest degree. Among the books she has written are: ***Shop Tails, Kitchen Think, English Arts & Crafts Furniture, Making Things Work: Tales from a Cabinetmaker's life, The Hoosier Cabinet in Kitchen History, A Home of Her Own, and Historic Preservation in Indiana.***

Her blogs include ***Making Things Work*** and ***Pro's Corner*** on [FineWoodworking.com](http://FineWoodworking.com).

She's written numerous articles for ***Fine Woodworking, Lost Art Press, Popular Woodworking***, and a host of other magazines.

There are so many valuable nuggets of wisdom in her writings that one would be hard pressed to find a single one that sums up Nancy's view of her work, but this one comes close. It's from a blog post she wrote about passion, which we later printed in the magazine as ***"The***

***problem with passion,***" a column for ***From the Bench***:

Continued on Page 18



please support our kcwg sponsors

COMPANY NAME	ADDRESS/WEBSITE/DESCRIPTION	KCWG DISCOUNT AMOUNT
	<p><b>Rockler</b> (Mahogany Sponsor)            15340 West 119th Street • Olathe, KS            763.478.8214  <a href="http://rockler.com/olathe-store">rockler.com/olathe-store</a></p>	<p><b>10%</b>            Show current membership card on order/payment-Some Restrictions May Apply</p>
	<p><b>Woodcraft</b> (Mahogany Sponsor)            8645 Bluejacket Road • Lenexa, KS            913.599.2800  <a href="http://woodcraft.com/stores/kansascity">woodcraft.com/stores/kansascity</a>            Power tools and accessories, hand tools, fasteners, hardware, wood, finishes, clamps, workbenches, personal safety equipment and education.</p>	<p><b>10%</b>            Show current membership card on order/payment</p>
	<p><b>Taylor Toolworks</b> (Mahogany Sponsor)            Columbia, MO            573.397.6432  <a href="http://taytools.com">taytools.com</a>            Specialty hand tools, supplies and fixture and jig hardware.</p>	<p><b>10%</b>            INPUT coupon code KCWG10 to receive discount</p>
	<p><b>L&amp;K Hardwoods</b> (Mahogany Sponsor)            3101 N Lentz Road • Independence, MO            816.249.4400  <a href="mailto:landkhardwoods@gmail.com">landkhardwoods@gmail.com</a> • <a href="http://landkhardwoods.com">landkhardwoods.com</a>            Custom milling, kiln drying, hardwood lumber, live edge slabs, and custom furniture.</p>	<p><b>10%</b>            Show current membership card on order/payment</p>
	<p><b>Walrus Oil</b> (Cherry Sponsor)            Springfield, MO            816.848.8598 • <a href="https://walrusoil.com/">https://walrusoil.com/</a>            Oil and wax finishes for cutting boards, furniture and leather and waterless skincare.</p>	<p><b>10%</b>            Identify KCWG membership on order            Coupon Code: KCWG</p>
	<p><b>Lie-Nielsen Toolworks</b> (Cherry Sponsor)            Warren, ME            207.273.2520  <a href="http://lie-nielsen.com">lie-nielsen.com</a>            Hand tools, sharpening and tool care products, workbenches and education for woodworkers.</p>	<p><b>10%</b>            Offered only on purchases made at the annual guild tool show. Must show current membership card on order/payment at the guild</p>


Continued from page 16

“Doing what you love for a living demands that you cultivate a larger understanding of loving what you do—one that will accommodate the headaches, stress, sporadic income, difficult clients, occasional doldrums, and sleepless nights that can come with being self-employed. When you think about it, this is no different from the deeply committed love that grounds a long marriage, which may involve stretches of monotony, moments of doubt, tending to a sick spouse (or parent, or child) and the occasional hour or (let’s be honest) more of utter exasperation.”

Nancy Hiller



View at [www.finewoodworking.com](http://www.finewoodworking.com)



By **Elizabeth Knapp** | Aug 29, 2022

This article reprinted with permission of The Taunton Press and Fine Woodworking. It originally appeared as “Remembering Nancy Hiller (1959-2022)”, which appeared on FineWoodworking.com, August 29, 2022. It may not be re-published in any form without written permission from The Taunton Press.

# Bloomer



# Hardwoods

## Offered Services

- Log Milling
- Custom Drying 20,000 bf
- Planing
- Straight lining
- Glued Panels
- Wide Belt Sanding
- Profile Replication
- Custom Moulding
- Template matching of existing pattern

**Phone: 816.330.3596**

**13585 45 Highway, Platte City, MO 64079**

**Hours: MONDAY - FRIDAY 8:30AM - 4:30PM**

## Products Available at Bloomer Hardwoods

- Ash 4/4 & 8/4
- Cedar Aromatic
- 4/4, 8/4, & 12/4
- Cherry 4/4, 8/4 & 12/4
- Maple 4/4
- Pecan 4/4 & 8/4
- Red Oak 4/4 & 8/4
- Walnut 4/4 & 8/4
- White Oak 4/4
- Plywood for Cabinets
- And many other Local Hardwoods

## AT KCWG WHO GETS PAID? VP'S REPORT

**N**O ONE! Not too long ago I was the shop foreman and a younger woodworker was at the bandsaw cutting up quite a bit of walnut for a project he was making. As he was packing up to leave I reminded him to clean up after himself. He scoffed at me and said, "That's what the foreman gets paid to do."

I quickly pointed out that he had been the only one at the bandsaw, was the only one in the shop that day that was cutting walnut, and that everyone at the Guild is a volunteer, no one gets paid.

His disgruntled reply was that foremen and officers get free membership which was like getting paid. Again I corrected his skewed image and told him that most of the foremen and officers actually pay more as benefactors because they believe in the Guild's mission and benefits.

He begrudgingly cleaned up his mess and as he left he said, "If you don't get paid then why do you do it?" My reply was 'to serve others.'

Many of our members are 'baby boomers' that grew up attending church, involved in Boy or Girl Scouts, or served in the military and have been taught their entire lives that service to others is important. That's why we serve, it's not for pay, or prestige, or accolades. It's the joy received from helping others and that warm, fuzzy feeling from a job well done, or when you

can help a fellow woodworker figure out a different way of considering how to accomplish the desired outcome. And in large part it's making sure everyone working, is doing so safely and no one gets seriously injured.

One of the ways we keep our membership fees low (less than \$10 a month) is by having volunteers assist with Guild projects. Often we have work days &/or times for working on these projects, mostly for retirees. However, there



are many things, like attaching hardware to Turf Boxes, that can be done individually in the evenings. Just contact Chuck, Gary, or Art. Every little bit helps to keep our dues at an affordable rate.

Personally, I've been in Boy Scouts for 59 years now and occasionally get asked why I've been involved for so long? When my son, Chris, was a boy at Camp, I was walking across the parade grounds when I was approached by a middle-aged balding man that called out my name and asked if I remembered him. I got that immediate 'deer in the headlight' look and asked him to remind me how we knew each other. He was a professional electrician and was at camp

volunteering his professional services to help improve the camp for another generation of scouts.

He told me his name and I immediately knew who he was, he was one of four 14 year-old Scouts when I became an 18 year-old leader. I messed up and didn't get my Eagle by 3 merit badges, I wasn't going to let that happen to them. So I hounded them until all four achieved their Eagle. This middle-aged, balding electrician looked me in the eye and told me, "I just wanted you to know, you made a difference in my life."

Such moments are rare but that's why we volunteer, to help others, to serve for the betterment of our organization, and to assure the safety of everyone at the Guild. Our officers serve for the betterment of our organization and to insure that we can offer our facilities and trainings to members for a long time. Our members can volunteer to work on projects that keep our dues affordable.

Remember, no one at the Guild gets paid, we are all volunteers. So take a moment to volunteer to help with a Guild project, clean up your mess, put things back in their proper place, and thank a foreman or officer for their service to benefit you.

**Mike  
McCauley**  
Vice-President



## PLEASE JOIN US IN WELCOMING THESE 22 NEW MEMBERS WHO JOINED THE GUILD IN AUGUST AND EARLY SEPTEMBER

<b>FIRST NAME</b>	<b>LAST NAME</b>	<b>HOMETOWN</b>	<b>STATE</b>	<b>MEMBERSHIP</b>	<b>JOINED</b>
Austin	Albright	Kansas City	MO	WW+	8/10/2022
Sam	Gall	Stilwell	KS	WW+	8/10/2022
Elizabeth	Derstine	Kansas City	MO	WW+	8/12/2022
Larry	Burrell	Overland Park	KS	WW+	8/13/2022
Joshua	White	Grandview	MO	Sawdust	8/13/2022
Ivan	Veselic	Overland Park	KS	Benefactor	8/15/2022
Tierra	Dorsey	Kearney	MO	Sawdust	8/17/2022
Michelle	Beck	Parkville	MO	Sawdust	8/18/2022
Amanda Lee	Lazorchack	Kansas City	MO	Sawdust	8/21/2022
Ellis	Wallace	Kansas City	MO	WW+	8/21/2022
Juniper	Barlett	Kansas City	MO	Benefactor	8/23/2022
Thomas	Eaton	Lee's Summit	MO	WW+	8/23/2022
Joel	Schroeder	Lenexa	KS	Sawdust	8/24/2022
Larry	Holcombe	Merriam	KS	Benefactor	8/25/2022
Ginny	Battaglia	Kansas City	MO	Sawdust	8/26/2022
Duane	Myer	Shawnee	KS	Sawdust	8/27/2022
Al	Doan	Kingston	MO	Benefactor	8/28/2022
Pete	Marten	Kansas City	MO	Sawdust	8/28/2022
Randy	Whitehead	Lenexa	KS	WW+	8/29/2022
Mathew	Coates	Kansas City	MO	WW+	9/1/2022
Anthony	Foti	Kansas City	MO	WW+	9/2/2022
Lisa	Masters	Grandview	MO	Sawdust	9/5/2022
Tim	Michael	Kansas City	MO	Sawdust	9/5/2022
Austin	Shain	Roeland Park	KS	Sawdust	9/6/2022
John	White	Lenexa	KS	Sawdust	9/7/2022
Norman	Caruso	Kansas City	MO	Regular	9/10/2022
Keenan	Stump	Lee's Summit	MO	Benefactor	9/10/2022
Andrew	Daley	Mission	KS	Benefactor	9/11/2022

**Current Membership 920**

## SEPTEMBER MACHINE SAFETY REVIEW

# Router Table

A router mounted in a table is used to create decorative edges and surfaces on a workpiece and to cut rabbets and dadoes.



### Safety Rules

1. *Read and observe the router safety rules, above.*
2. Adjust the fence halves so that the cutter opening is slightly wider than is required to clear the bit, then lock the fence into position.
3. Maintain proper adjustments for in-feed and out-feed fences.
4. Clamp a block of wood to the fence over the top of the bit to help protect your hands from the rotating bit.
5. Take time to examine your workpiece and make sure that all necessary precautions have been taken before cutting.
6. Feed the workpiece against the direction of cutting blade rotation. Otherwise, the cutter blade can grab and pull the workpiece.
7. Never feed the stock between the fence and the bit.
8. Stop the tool and unplug it from the power source before clearing a clogged exhaust port. After the bit has stopped, unclog the exhaust port with a stick.
9. Shaping narrow or small workpieces can be hazardous. Use a push block as needed to keep your hands protected from the revolving bit, and use feather boards to keep narrow pieces against the fence and the table. Use a clamping device to hold small workpieces.
10. Never reach under the table while the tool is running.

# MEMBER PROJECTS



**George Rexroad**

**Project Name:** Malasaur Puzzle

**Materials:** Poplar

**Finish Used:** Walnut Oil

**Challenges Encountered:** Cutting out pieces at the end

**John Hashimoto**

**Project Name:** Shop Cutoff Tools





Choose from a wide range of prescription safety glasses & other safety products!

**CHECK US OUT AT [WWW.RX-SAFETY.COM](http://WWW.RX-SAFETY.COM)**



***Phillips Safety Products, Inc.***

Specialized industrial safety & medical products

- Laser Safety
- Radiation Protection
- Welding and IR Safety
- Hot Glassworking Eyewear

**VIEW OUR WEBSITE AT [WWW.PHILLIPS-SAFETY.COM](http://WWW.PHILLIPS-SAFETY.COM)**



Prescription eyeglasses as low as **\$26.00!**

**FOR MORE INFORMATION VISIT US AT [WWW.MYEYEWEAR2GO.COM](http://WWW.MYEYEWEAR2GO.COM)**

Use Coupon Code:

**KCWG25  
FOR 25% OFF!**

Across all three websites!



## KCWG HAND TOOL SIG

### September 25, 2022



**J**oin us at the KCWG shop on Sunday September 25th from 2pm to 4pm while we discuss and demonstrate various sharpening methods. We will look at sharpening media, jigs and technique for

chisels, plane blades, knives and other edge tools.

It isn't difficult, it doesn't take long to learn and the results you get with a sharp tool will always be superior to that of dull and dangerous edges.

As a reminder, the shop will be closed from 2pm to 4pm on Sunday the 25th of September so that participants may better hear, see and participate in the demonstrations. All KCWG members and their guests are welcome to attend.



**Rob Young**  
Hand Tool SIG  
Coordinator

## WE WILL HELP WHEN WE CAN

**T**his past month the laser SIG co-leaders were contacted by a couple of guild members that had not yet taken their laser engraver training. They needed engravings completed in a very short time span and neither of our schedules worked to where we could help them. We have no problem helping people but remember we have other things that we do and may not be available in your timeline, so if you need help be sure to leave sufficient lead time so that we can arrange to assist your efforts.

This month the LE SIG will offer designs for Halloween decorations and demonstrate how they are made.

LE SIG meets the 4th Wednesday of every month starting at 7:00pm.

If you need training it will be offered following the SIG meeting.

On the cutting edge,



Kansas City Woodworkers'  
Guild's new Rabbit Laser Engraver



**Curtis Alexander**  
Laser Engraver SIG  
Co-Lead



**Mike McCauley**  
Laser Engraver SIG  
Co-Lead

# SEPTEMBER 2022 OPEN SHOP SCHEDULE

day	September	Date	9am	10	11	12	1	2	3	4	5	6	7	8	9pm
Thursday	September	1	Gary Mielke									Training			
Friday	September	2						David Krug							
Saturday	September	3	Mike Jones					Basic Skills Class Free Just Show Up	George Rexroad						
Sunday	September	4		Chuck Saunders					Chris McCauley						
Monday	September	5						Ron Haw				Gary Strohm			
Tuesday	September	6	Gary Creek			Craig Arnold							Kara Paris		
Wednesday	September	7	Roger Bartlett									LC Meeting			
Thursday	September	8	Gary Mielke									Training			
Friday	September	9		Curtis Alexander				Ed Stewart				Barb Hinton			
Saturday	September	10	Dave Kraatz				Norm Carpenter								
Sunday	September	11		Rob Young						Mark Waugh					
Monday	September	12	John Sloss				Ron Haw					Woodturners General Meeting			
Tuesday	September	13	Matt Nowak			Ron Lomax			Craig Arnold			Roland Mohler			
Wednesday	September	14	Bob Caldwell									Scrollsaw SIG			
Thursday	September	15	Gary Mielke									Training			
Friday	September	16						Mike McCauley				Kenan Orhan			
Saturday	September	17	Dave Kraatz					Tom Smoller							
Sunday	September	18		Chuck Saunders						Chris McCauley					
Monday	September	19	Shop Closed for David Abeel Chair and Stool Making Class NO OPEN SHOP this WEEK												
Tuesday	September	20	Shop Closed for David Abeel Chair and Stool Making Class NO OPEN SHOP this WEEK												
Wednesday	September	21	Shop Closed for David Abeel Chair and Stool Making Class NO OPEN SHOP this WEEK												
Thursday	September	22	Shop Closed for David Abeel Chair and Stool Making Class NO OPEN SHOP this WEEK												
Friday	September	23	Shop Closed for David Abeel Chair and Stool Making Class NO OPEN SHOP this WEEK												
Saturday	September	24	Dave Kraatz				Don Steele								
Sunday	September	25		Rob Young				Handtool SIG	Wayne Peterson						
Monday	September	26	John Sloss					Ron Haw				Kolton Stimpert			
Tuesday	September	27	Matt Nowak			Ron Lomax			Craig Arnold			Roland Mohler	Carving SIG		
Wednesday	September	28	Bob Caldwell									Kevin Thomas	Laser SIG		
Thursday	September	29	Gary Mielke									Training			
Friday	September	30										Norm Carpenter			

Updated on September 2, 2022

# OCTOBER 2022 OPEN SHOP SCHEDULE

**TENTATIVE**

	October	Date	9am	10	11	12	1	2	3	4	5	6	7	8	9pm
Saturday	October	1	Mike Jones					Basic Skills Class Free Just Show Up		George Rexroad					
Sunday	October	2		Chuck Saunders					Chris McCauley						
Monday	October	3						Ron Haw				Gary Strohm			
Tuesday	October	4	Gary Creek			Craig Arnold							Kara Paris		
Wednesda	October	5	Roger Bartlett									LC Meeting			
Thursday	October	6	Gary Mielke									Training			
Friday	October	7			Mike Faulkner			David Krug							
Saturday	October	8	Dave Kraatz				Norm Carpenter								
Sunday	October	9		Rob Young						Mark Waugh					
Monday	October	10	John Sloss				Ron Haw					Woodturners General Meeting			
Tuesday	October	11	Matt Nowak			Ron Lomax			Craig Arnold			Roland Mohler			
Wednesda	October	12	Bob Caldwell									Scrollsaw SIG			
Thursday	October	13	Gary Mielke									Training			
Friday	October	14		Curtis Alexander				Ed Stewart				Barb Hinton			
Saturday	October	15	Dave Kraatz					Tom Smoller							
Sunday	October	16		Chuck Saunders						Chris McCauley					
Monday	October	17	Jerry Thompson					Ron Haw				Gary Strohm			
Tuesday	October	18	Gary Creek			Craig Arnold							CNC SIG 6:30		
Wednesda	October	19	Roger Bartlett									General Meeting			
Thursday	October	20	Gary Mielke									Training			
Friday	October	21			Mike Faulkner			Mike McCauley				Kenan Orhan			
Saturday	October	22	Dave Kraatz				Don Steele								
Sunday	October	23		Rob Young				Handtool SIG		Wayne Peterson					
Monday	October	24	John Sloss					Ron Haw				Kolton Stimpert			
Tuesday	October	25	Matt Nowak			Ron Lomax			Craig Arnold			Roland Mohler	Carving SIG		
Wednesda	October	26	Bob Caldwell									Kevin Thomas	Laser SIG		
Thursday	October	27	Gary Mielke									Training			
Friday	October	28						Ed Stewart				Rick Chandler			
Saturday	October	29	Mike Jones												
Sunday	October	30		Chuck Saunders						Mike McCauley					
Monday	October	31						Ron Haw							

Updated on September 1, 2022

# WOOD WORDS NOTES & ANNOUNCEMENTS

## SAFETY ORIENTATION

To participate in this program you should have:

- ❖ Received a Welcome email from the Membership Director ([membership@kcwoodworkersguild.org](mailto:membership@kcwoodworkersguild.org)) that provides instructions, link and password for the online test. (A link to access the safety test is also provided in the Members Only area of the website. Request the safety test password from [safety@kcwg.org](mailto:safety@kcwg.org) to receive the test password if you cannot find your welcome email.)



- ❖ Studied these **Safety Sheets**.
- ❖ Completed the on-line safety test **no later than 48 hours before the orientation session**.
- ❖ Upon completion of the **on-line safety test**, you were prompted to print the results, **which must be brought to the safety orientation**.

- ❖ Printed the **Liability Waiver**, signed it, and brought it with you to the orientation.
- ❖ Show up 30 minutes early on the day of the orientation program.

This **Orientation is free**, but the **test results and the waiver must be presented at the session**.



**THE NEXT SAFETY ORIENTATION IS SCHEDULED FOR SATURDAY, OCTOBER 8, 2022.** If you have read and understand the information and have completed the necessary steps you may sign up for the next orientation session by Clicking [HERE](#)⇒ [I'D LIKE TO SIGN UP for SAFETY ORIENTATION](#)

# ROUGH TO READY (A BASIC HANDS-ON INTRODUCTION TO WOODWORKING)

(THIS CLASS IS AVAILABLE ONLY TO KANSAS CITY WOODWORKERS' GUILD MEMBERS)

**Instructors:** Mike McCauley, John Sloss, Ed Stewart, George Rexroad, Kathryn Dingley, Alex Scott, or Tom Vece.

**Fee:** Sawdust Maker: \$50.00. Woodworker Plus and Benefactor Members with 20% discount: \$40.00

*Payment is required at the time of Sign Up. Please use the Guild's PayPal account attached to the Sign-Up to pay for the class.*

**Green Tag:** IS NOT REQUIRED for this class, and successful completion of the class will result in your **Green Tag** being issued.

**Class size** is limited to just one, or two students with a qualified instructor.

**Prerequisites:** You must be a FULLY PAID member of the Kansas City Woodworkers Guild at the Sawdust or Woodworker Plus level and MUST have completed the KCWG Online Safety Test with a score of 90% or better preferably before signing up for your class, but not more than 48 hours after signing up for your class. If Safety Test is not completed within 48 hours, your scheduled class will be reopened and you will not be able to reschedule until your Safety Test requirement has been completed. You will not lose your payment but will need to reschedule through the R2R coordinator.



**Items you will need to bring to class with you:** apron, 6" metal ruler, 6" combination square, small machinist square, pencil (mechanical suggested), 6' to 16' tape measure, ANSI Z87.1 approved safety glasses.

**Time & Class Size:** Varies (See the individual class sign-up comments in SignUp Genius for the scheduled times)

**Location:** All classes are held at the Kansas City Woodworkers' Guild Shop, 3189 Mercier St., Kansas City, MO 64111

**Available Class Dates will vary, so make sure you check, but currently available dates are: FRIDAY, SEPTEMBER 30, SUNDAY, OCTOBER 16, FRIDAY, OCTOBER 21, MONDAY, OCTOBER 24 and SUNDAY, OCTOBER 30. Check back often because additional classes are added frequently.**

**See the full class description and Sign Up by Clicking [HERE](#) ⇒ [I'D LIKE TO SIGN UP FOR AND TAKE THE ROUGH TO READY CLASS.](#)**

# KITCHEN/SHOP STOOL BUILD W/DAVID ABEEL - SESSION 1



**Guest Instructor:** David Abeel

**Class Level:** Open to all skill levels

**Portion of shop restricted to class**

**use:** Entire Shop - Closed to other activities during class periods

**Class Details:** This class lasts for two (all day) periods:

- ❖ Monday, Sept 19th, 9:00am – 5:00pm
- ❖ Tuesday, Sept 20th, 9:00am – 5:00pm

**Description:** The Guild is pleased to welcome back David Abeel to share his knowledge and skills in several different stool/chair projects. We last had David here in April of 2017. There is an article in the May 2017 KCWG's newsletter that provides a summary of his previous visit.

David welcomes all skill levels for his classes. He always assumes that everyone is starting from scratch and then adjusts his teaching as needed for each session. All of these projects are made using hand tools. He is a very "hands-on" trainer and makes sure everyone has success in building their project. David will provide several wood options for the seats, legs, stretchers, spindles, etc for each project.

This first session is a two-day class (Sept 19th & 20th), each student will have the option of making a Tall Kitchen/Shop Stool OR a Windsor Comb Back Side Chair. Please make your choice when you sign up.

The Guild is fortunate to be able to have David back to share his chairmaking craft with all of us. Don't miss this opportunity and sign up today!

**Maximum Class Size:** 10 *You can only sign up for one of the two options below*

**Minimum Class Size:** 3 (If the minimum class size isn't met; the class will be canceled.)

**Option #1:** Tall Kitchen/Shop Stool Fee: Sawdust Maker: \$360 (WW+: -20% \$288)

**Option #2:** Windsor Comb Back Side Chair Fee: Sawdust Maker: \$475 (WW+: -20% \$380)

**Payment is required at the time of Sign Up. Please use the Guild's PayPal account attached to the Sign-Up to pay for the class.**

**Location:** KCWG Shop- 3189 Mercier St- Kansas City, MO 64111

**Green Tag: IS Required** For Guild Members Only – Not a member? Join ⇒ [HERE](#).

**See the full class description and Sign Up by Clicking [HERE](#)⇒[I'D LIKE TO SIGN UP TO TAKE THE SESSION 1 KITCHEN/SHOP STOOL BUILD WITH DAVID ABEEL](#)**

## CHAIRMAKING WITH DAVID ABEEL - SESSION 2



**Guest Instructor:** David Abeel

**Class Level:** Open to all skill levels

**Portion of shop restricted to class use:** Entire Shop - Closed to other activities during class periods

**Class Details:** This class lasts for THREE (all day) periods:

- ❖ Wednesday, Sept 21st, 9:00am – 5:00pm
- ❖ Thursday, Sept 22nd, 9:00am – 5:00pm
- ❖ Friday, Sept 23rd, 9:00am – 5:00pm

**Description:** The Guild is pleased to welcome back David Abeel to share his knowledge and skills in several different stool/chair projects. We last had David here in April of 2017. There is an article in the May 2017 KCWG's newsletter that provides a summary of his previous visit.

David welcomes all skill levels for his classes. He always assumes that everyone is starting from scratch and then adjusts his teaching as needed for each session. All of these projects are made using hand tools. He is a very "hands-on" trainer and makes sure everyone has success

in building their project. David will provide several wood options for the seats, legs, stretchers, spindles, etc for each project.

This second session is a three-day class (Sept 21st to 23rd), each student will have the option of making a Windsor Comb Back Arm Chair OR a Windsor Comb Back Rocker. Please make your choice when you sign up.

The Guild is fortunate to be able to have David back to share his chairmaking craft with all of us. Don't miss this opportunity and sign up today!

**Maximum Class Size:** 10 *You can only sign up for one of the two options below*

**Minimum Class Size:** 3 (If the minimum class size isn't met; the class will be canceled.)

**Option #1:** Windsor Comb Back Arm Chair Fee: Sawdust Maker: \$545 (WW+: -20% \$436)

**Option #2:** Windsor Comb Back Rocker Fee: Sawdust Maker: \$610 (WW+: -20% \$488)

**Payment is required at the time of Sign Up. Please use the Guild's PayPal account attached to the Sign-Up to pay for the class.**

**Location:** KCWG Shop- 3189 Mercier St- Kansas City, MO 64111

**Green Tag: IS Required** For Guild Members Only – Not a member? Join ⇒ [HERE](#).

**See the full class description and Sign Up by Clicking [HERE](#) ⇒ [I'D LIKE TO SIGN UP TO TAKE THE SESSION 2 CHAIRMAKING CLASS WITH DAVID ABEEL](#)**

# BUILDING WOOD TOYS - SESSION 1



**Instructor(s):** Wes Meyer and other Guild Instructors

**Class Level:** Basic Open to all skill levels

**Portion of shop restricted to class use:** Hand Tool Room

**# of Sessions:** 1 **Day/Date/Time:** Saturday, November 12, 2022; 9:00am until 5:00pm

**Fee:** Sawdust Maker: \$50.00. Woodworker Plus and Benefactor Members with 20% discount: \$40.00

*Payment is required at the time of Sign Up. Please use the Guild's PayPal account attached to the Sign-Up to pay for the class.*

**Class Location:** Kansas City Woodworkers' Guild Shops · 3189 Mercier St. · Kansas City, MO 64111

**Green Tag Required:** YES

**Class Description:** Join Wes Meyer and the guild instructors as they take you through the process of building wooden toys. You will craft these items starting from wood blocks and shape them through

a series of progressive steps via drilling and cutting culminating in the final creation of the toy itself. You will also learn how you can increase your productivity as the process is enhanced by several jigs to guide the work.

You will make a set of three trucks and a five-car toy train. Students will use the table saw, band saw, drill press, and router table to speed up the work. These toys are favorites of children and their parents.

**All Materials are provided for the course.**

**Expected Skills:** Use of Table Saw, Band Saw, Drill Press, and Router Table, and a jovial spirit

**Tool List:** 6" or 12" adjustable square, sanding block

**[See the full class description and Sign Up by Clicking HERE⇒ I'D LIKE TO SIGN UP TO TAKE THE BUILDING WOODEN TOYS CLASS SESSION 1.](#)**



## BUILDING WOOD TOYS - SESSION 2



**Instructor(s):** Wes Meyer and other Guild Instructors

**Class Level:** Basic Open to all skill levels

**Portion of shop restricted to class use:** Hand Tool Room

**# of Sessions:** 1 **Day/Date/Time:** Saturday, November 12, 2022; 9:00am until 5:00pm

**Fee:** Sawdust Maker: \$50.00. Woodworker Plus and Benefactor Members with 20% discount: \$40.00

*Payment is required at the time of Sign Up. Please use the Guild's PayPal account attached to the Sign-Up to pay for the class.*

**Class Location:** Kansas City Woodworkers' Guild Shops · 3189 Mercier St. · Kansas City, MO 64111

**Green Tag Required:** YES

**Class Description:** Join Wes Meyer and the guild instructors as they take you through the process of building wooden toys. You will craft these items starting from wood blocks and shape them through

a series of progressive steps via drilling and cutting culminating in the final creation of the toy itself. You will also learn how you can increase your productivity as the process is enhanced by several jigs to guide the work.

You will make a set of three trucks and a five-car toy train. Students will use the table saw, band saw, drill press, and router table to speed up the work. These toys are favorites of children and their parents.

**All Materials are provided for the course.**

**Expected Skills:** Use of Table Saw, Band Saw, Drill Press, and Router Table, and a jovial spirit

**Tool List:** 6" or 12" adjustable square, sanding block

**[See the full class description and Sign Up by Clicking HERE⇒ I'D LIKE TO SIGN UP TO TAKE THE BUILDING WOODEN TOYS CLASS SESSION 2.](#)**

# CRAFTSMAN MANTEL CLOCK

**Instructor(s):** Craig Arnold

**Class Level:** Intermediate

**Portion of shop restricted to class use:** Hand Tool Room

**Sessions:** Three Consecutive Evenings, Monday, September 26th, 6:30pm - 6:30pm-10:00pm • Tuesday, September 27th, 6:30pm - 6:30pm-10:00pm • Wednesday, September 28th, 6:30pm - 6:30pm-10:00pm

**Maximum Class Size:** 6

**Minimum Class Size:** 4 (If the minimum class size isn't met, the class will be canceled)

**Fee:** Sawdust Maker: \$425.00 Woodworker Plus and Benefactor with 20% discount \$340.00 *Payment is required at the time of Sign Up. Please use the Guild's PayPal account attached to the Sign-Up to pay for the class.*

**Location:** Kansas City Woodworkers' Guild Shop  
3189 Mercier St • Kansas City, MO 64111

**Green Tag: Required? YES**

**Description:** This mantel clock is small in size, but it's sure to be big in appeal.

This clock is a good example of the classic lines of the Arts and Crafts period. It incorporates a hand-made ceramic tile that reflects the traditional use of stylized tiles in Arts and Crafts design.

The clock maintains a traditional look, and takes advantage of more modern conveniences, like a quartz clock movement. The clock is assembled with simple, but precise, Domino joinery and though screws are used to attach the top, the screw holes are hidden by square end-grain plugs.

A demonstration of different Arts and Crafts finishing techniques concludes the class.

Price includes everything needed to make the clock: Quartersawn white oak, Motawi tile, quartz clock works, and clock hands.

**For Guild Members Only – Not a member? Join [HERE](#).**

**See the full class description and Sign Up by Clicking [HERE](#) ⇨ [I'd Like to Sign Up for the Craftsman Mantel Clock Building Class](#)**



## PROJECT FINISHING - DECEMBER 2022



provide you with experience finishing a variety of woods, finishing materials, and processes.

This is a fast-paced class. Students will learn techniques for finishing

woods: quarter sawn white oak, red oak, walnut, cherry, mahogany, curly maple, pine.

The “finish” includes surface preparation to final rub out. The class will use penetrating oils, sealers, grain fillers, and shellac. Also, they will use dye stains, pigment stains, and glazes for layered color.

Students will use water-based stains and topcoats and oil-based stains and topcoats and will learn when to use either. Milk paint and chalk paint will also be used.

Participants will learn brushing, wiping, and spraying topcoats. Waxes and finish rub out will conclude the class. Students will keep their sample boards as a reference for their future projects.

**Expected Skills:** Students are expected to be able to hold a paint brush and a rag. No power tools will be used in this class.

**Tool List:** Students are encouraged to wear grubby clothes. Everything is supplied.

**Date:** Class Begins on 12/12/2022 (Mon.)

**Time:** 6:30pm - 10:00pm CDT

**For Guild Members Only – Not a member? Join [HERE](#).**

**[See the full class description and Sign Up by Clicking HERE](#) ⇒ [I'd LIKE TO SIGN UP FOR THE PROJECT FINISHING CLASS](#)**

**Instructor(s):** Craig Arnold

**Class Level:** Basic

**Sessions:** 3 Evenings on 3 dates

**Date / Time:** This class will be held on the 3 dates listed here (the classes build on each other):

Monday, December 12th, 6:30pm – 10:00pm

Tuesday, December 13th, 6:30pm – 10:00pm

Wednesday, December 14th, 6:30pm – 10:00pm

**Portion of shop restricted to class use:** Library

**Maximum Class size:** 6

**Minimum Class Size:** 4 (If the minimum class size isn't met; the class will be canceled.)

**Fee: Sawdust Maker:** \$215 (Woodworker Plus and Benefactor Members: save 20% \$172)

Payment is required at the time of Sign Up. Please use the Guild's PayPal account attached to the Sign-Up to pay for the class.

**Location:** KCWG Shop; 3189 Mercier St; Kansas City, MO 64111

**Green Tag:** Not Required

**Description:** Building your project is 90% of the work. The other 10% is putting on a good finish. One of the biggest challenges in achieving a good finish is choosing the finish you want for your project. To help you, Craig Arnold will be teaching a finishing class in three fast-paced sessions that will

## GUILD ACTIVITIES AT THE SHOP

Always check the guild website before leaving home to be sure that a scheduled event is actually taking place.

There will also be times when the shop will be closed to open shop periods due to a special meeting, class or event. These closures will be clearly noted on the monthly open shop schedule and are typically highlighted by a color other than the green background that normally indicates an open shop period.

### BOARD & LEADERSHIP COMMITTEE & GENERAL CONTACTS DIRECTORY

President.....	Cal Hobbs .....	<a href="mailto:president@kcwg.org">president@kcwg.org</a>
Vice-President .....	Mike McCauley .....	<a href="mailto:vicepresident@kcwg.org">vicepresident@kcwg.org</a>
Secretary .....	David Roth .....	<a href="mailto:secretary@kcwg.org">secretary@kcwg.org</a>
Treasurer.....	Gary Mielke .....	<a href="mailto:treasurer@kcwg.org">treasurer@kcwg.org</a>
Member-at-Large .....	Craig Arnold .....	<a href="mailto:memberatlarge@kcwg.org">memberatlarge@kcwg.org</a>
Director of Assets.....	Chuck Saunders .....	<a href="mailto:assets@kcwg.org">assets@kcwg.org</a>
Communications - Questions, comments & suggestions.....		<a href="mailto:teamcomms@kcwg.org">teamcomms@kcwg.org</a>
Director of Communications.....	Brian Rorabaugh.....	<a href="mailto:communications@kcwg.org">communications@kcwg.org</a>
Director of Events.....	Chris McCauley.....	<a href="mailto:events@kcwg.org">events@kcwg.org</a>
Library - Questions, comments & suggestions.....		<a href="mailto:teamlibrary@kcwg.org">teamlibrary@kcwg.org</a>
Librarian.....	Don Steele.....	<a href="mailto:library@kcwg.org">library@kcwg.org</a>
Newsletter Editor .....	Ron Haw .....	<a href="mailto:newsletter@kcwg.org">newsletter@kcwg.org</a>
Director of Membership.....	Jim Berard.....	<a href="mailto:membership@kcwg.org">membership@kcwg.org</a>
Director of Programs.....	Matt Nowak .....	<a href="mailto:programs@kcwg.org">programs@kcwg.org</a>
Director of Safety.....	Steve Venne.....	<a href="mailto:safety@kcwg.org">safety@kcwg.org</a>
Director of Sponsorship.....	Duane Miller .....	<a href="mailto:sponsorship@kcwg.org">sponsorship@kcwg.org</a>
Director of Training.....	Kevin Thomas.....	<a href="mailto:training@kcwg.org">training@kcwg.org</a>
Asst Director of Training.....	Brent Murphy.....	<a href="mailto:assttraining@kcwg.org">assttraining@kcwg.org</a>
Videos - Questions, comments & suggestions.....		<a href="mailto:teamvideo@kcwg.org">teamvideo@kcwg.org</a>
Website - Questions, comments & suggestions.....		<a href="mailto:teamweb@kcwg.org">teamweb@kcwg.org</a>
Web Master .....	Open.....	<a href="mailto:webmaster@kcwg.org">webmaster@kcwg.org</a>

### ESSENTIAL LINKS & SERVICES

Kansas City Woodworkers Guild Website .....	<a href="https://kcwg.org">https://kcwg.org</a>
Guild Training and Available Classes .....	<a href="http://kcwg.org/classes/">http://kcwg.org/classes/</a>
Members Only Section (Password Rqd).....	<a href="http://kcwg.org/member-only-area/">http://kcwg.org/member-only-area/</a>
Guild Photo Bank and Upload Center .....	<a href="https://member.kcwg.org/photo-submission/">https://member.kcwg.org/photo-submission/</a>
Place a Classified Ad.....	<a href="mailto:classifieds@kcwg.org">classifieds@kcwg.org</a>
KCWG Facebook Page.....	<a href="https://www.facebook.com/kcwgw">https://www.facebook.com/kcwgw</a>
KCWG Videos .....	<a href="https://kcwg.org/videos">https://kcwg.org/videos</a>

#### KANSAS CITY WOODWORKERS' GUILD SPECIAL INTEREST GROUPS (SIG'S)

Carving SIG .....	<a href="mailto:carvingSIG@kcwg.org">carvingSIG@kcwg.org</a>
CNC SIG .....	<a href="mailto:cnc@kcwg.org">cnc@kcwg.org</a>
Hand Tool SIG .....	<a href="mailto:handtoolSIG@kcwg.org">handtoolSIG@kcwg.org</a>
Laser SIG .....	<a href="mailto:laserSIG@kcwg.org">laserSIG@kcwg.org</a>
Scroll Saw SIG .....	<a href="mailto:scrollsawSIG@kcwg.org">scrollsawSIG@kcwg.org</a>

VISIT  
THE KANSAS CITY  
WOODWORKERS' GUILD  
ONLINE AT  
[WWW.KCWG.ORG](http://WWW.KCWG.ORG)

