

WOOD WORDS



Kansas City Woodworkers' Guild

PUBLISHED BY THE KANSAS CITY
WOODWORKERS GUILD

3189 MERCIER ST * KANSAS CITY * MO * 64111

IN THIS ISSUE...

Note: You may go directly to any article shown below by simply clicking on the article name below:

- ["HOBBS"ERVATIONS - Our President's Comments..... 1](#)
- [New Member Welcome 2](#)
- [Vice-President's Comments..... 3](#)
- [A Very Special Program for this Month's Membership Meeting..... 4](#)
- [Safety Thoughts and Comments 6](#)
- [Sponsorship Notes 8](#)
- [Laser Engraver SIG 8](#)
- [Library - Looking for Missing Books 9](#)
- [From the Training Desk..... 9](#)
- [From the Shop - Superman Strength Not Needed..... 10](#)
- [You're Watching the KCWG Television Network!..... 12](#)
- [June Machine Safety Review 14](#)
- [June 2022 Open Shop Schedule..... 16](#)
- [Tentative July 2022 Open Shop Schedule..... 18](#)
- [WOOD WORDS NOTES & ANNOUNCEMENTS 19](#)**
- [Safety Orientation 19](#)
- [Rough to Ready \(A Basic Hands-on Introduction to Woodworking\) 20](#)
- [New Class Offering - Build a Moxon Vise 21](#)
- [KCWG Laser Engraver Training 22](#)
- [Membership Meeting Announcement..... 22](#)
- [Board & Leadership Committee & General Contacts Directory 23](#)

"HOBBS"ERVATIONS - OUR PRESIDENT'S COMMENTS

Over the last couple of years, many of us have made the transition to holding online/Zoom/Microsoft Teams meetings, due to the restrictions put in place due to COVID-19. While it took some getting used to, it was critical in facilitating collaboration with work colleagues and in many cases maintaining relationships with friends and families. We took that step at the Guild, with the full agreement of Guild leadership, to have on-line monthly membership meetings.

Now that restrictions have eased, we have been having our meetings both on-line and in person for several months. I have really enjoyed being back face to face with other Guild members, catching up on the latest projects, family trips, health issues, and all other types of things. It has also been great to see the show and tell projects, to physically pick them up, feel the finish, and to ask questions about the challenges and successes of building the pieces.

The programs have been a treat lately as well. If you didn't see Jim Bany's presentation on his complex cutting boards, you really missed out!

And this coming month we have a super-interesting opportunity to hear about a craftsperson making wooden propellers which sounds incredibly interesting.

If you are simply out of the habit, I would encourage

Continued on Page 2

Continued from page 1

you to close the computer screen, jump in the car, and come on back down to the Guild. Remember why you joined, and it's not just to use the shop, it's also about learning from each

other, networking, and general camaraderie with like-minded people. So, we would love to see you back at our monthly meeting on June 15. Let's fill up the room like it was 2019.

I'll be there!

Cal Hobbs
KCWG
President



PLEASE WELCOME THESE 7 NEW MEMBERS WHO JOINED THE GUILD IN MAY AND EARLY JUNE

FIRST NAME	LAST NAME	HOMETOWN	STATE	MEMBERSHIP	JOINED
Patrick	Kershner	Overland Park	KS	Benefactor	5/9/2022
Brad	Armstrong	Shawnee	KS	WW+	5/10/2022
Tyler	Brandon	Kansas City	MO	Sawdust	5/13/2022
Briha	Ansari	Overland Park	KS	Benefactor	5/14/2022
Ryan	Tramel	Kansas City	KS	WW+	5/25/2022
Matthew	Arnheiter	Kansas City	MO	Sawdust	5/30/2022
Brandon	Wisely	Independence	MO	Benefactor	6/1/2022
David	Renck	Warrensburg	MO	WW+	6/2/2022
Jacob	Luke	Holt	MO	Sawdust	6/3/2022

Current Membership 856

DID YOU KNOW THAT YOU CAN ATTEND THE JUNE GENERAL MEMBERSHIP MEETING VIRTUALLY

Wednesday, JUNE 15, at 7:00pm

[CLICK HERE TO ATTEND THE MEMBERSHIP MEETING LIVE ONLINE](#)

OR...BETTER YET... ATTEND THE MEETING IN PERSON

BEGINNING AT 7:00PM at the

KANSAS CITY WOODWORKERS' GUILD

3189 MERCIER, KANSAS CITY, MO 64111

GUESTS ARE WELCOME & ENCOURAGED

VICE-PRESIDENT'S COMMENTS

Recently I've been working on some drum frames for Scout Camp. The wood is recycled from the council ring benches that were installed for the Camps 75th Anniversary in 2004, so there's a history involved, although trying to get enough wood that was still in good shape was challenging.



The reason I bring this all up is that someone at the Guild mentioned they look like they would make a great planter. So if you want to



try to make a planter; cut 33 pieces 3" wide, each side is beveled at 5 1/2°. Then glue up the 33 pieces using a Super Strap (huge rubber band) available on Amazon/Smile. Attach 30" round plywood ends on each side, place pipe in the center and suspend the planter over a router with a spoil-board bit. Then run the planter across the router to smooth the facets. Complete with exterior finish of your choice. Enjoy your new planter.



Keep the Sawdust Flying,

**Mike
McCauley**
Vice-President
KCWG



"Woodworking is a most satisfying pastime, so varied and multifaceted you will never complete the twin processes you have undertaken: acquiring tools and learning how to use them. You have begun a lifetime pursuit."

– Michael Dunbar



A VERY SPECIAL PROGRAM FOR THIS MONTH'S MEMBERSHIP MEETING

I am really thrilled that Alaina Smith from Culver Props in Rolla, Missouri, has agreed to come to give the program to us in June. Her grandfather was a crop duster and apparently flew an airplane with wooden Propellers made by Culver Props. When the company decided to call it quits, he bought the



company and all the equipment, templates, and supplies in 1999, and moved it from Pennsylvania to his farm in Missouri. Unfortunately he died in an agricultural accident, but Alaina apparently learned enough about the work that she decided to keep the company going.

There is a lot more engineering and science about Propellers than I am familiar with, but they seem to do well and their Propellers are bought by pilots around the world.

According to the photos on their website, Culver Props, they do make a bunch for older aircraft, but they also make plenty for new experimental



airplanes. You would be wrong to think that their market is limited to antique airplanes. They also make Propellers for other aircraft including for filling

hot air balloons.

Of course, they can also make decorative Propellers for hanging as art.

They have participated at the annual Oshkosh Air Show for more than 30 years, which means that the



experimental aircraft community is familiar with them, too.

I don't think that you want to miss this program.

See you there.

Matthew Nowak
Director of Programs



SAVE OVER
40%




**HAVE YOU
SEEN THIS?**

\$12⁹⁹

**BENCH COOKIE®
CONNECT**

Use quadrants separately, or snap together in any configuration

Reg. \$21.99 SKU: 59365



NEW

\$24⁹⁹

**ROCKLER CLAMP-IT® SMALL
CORNER CLAMPING JIG, 2-PACK**

- Holds thin boards at 90° while the glue cures or you drive the pins
- Perfect for small boxes made from 1/4" to 1/2" thick stock
- Bolt can be lowered from base for T-track mounting

SKU: 60755



NEW ONLY AT ROCKLER!



\$59⁹⁹

**ROCKLER TABLE SAW
ALIGNMENT GAUGE**

Perfect parallelism between your blade, fence and miter slot!

SKU: 66646



SHOP FOR YOUR SHOP SALE PRICING VALID 6/3 - 6/30/2022
15340 W 119th St. • Olathe, KS 66062 • (913) 815-2002 • Rockler.com
Please check Rockler.com for current store hours.

SAFETY THOUGHTS AND COMMENTS

Did you know that there are safety sheets for each piece of equipment posted in the shop on the wall close to the useable scrap wood bin? These sheets provide the safety rules to be



followed when in the shop. This month we will look at the band saws and highlight some of the key safety points.

The guild has several different band saws, be sure to use the right saw for your task.

A few of the Band Saw Safety Rules in no particular order...

- 1) Set the guide $\frac{1}{4}$ inch above the board being cut.
- 2) Allow the saw to reach full speed before starting to cut.
- 3) Cut slowly so that you do not twist or overload the blade.
- 4) Do not back out of long cuts unless the blade is at a dead stop.
- 5) Stock being cut must lay flat on the table to avoid pinching the blade.
- 6) Fingers must be always kept at least 3 inches from the blade.
- 7) No part of your body should be placed across the line of the saw.
- 8) Do not stand to the right side of the saw. If the blade breaks it may fly out in that direction.
- 9) Always use a V-block when cutting round stock.
- 10) Always use relief cuts when cutting curves.
- 11) If the blade breaks:
 - 1) stand back,
 - 2) shut off the power
 - 3) tell the shop foreman.
- 12) Do not use fingers to remove scrap while the blade is moving.
- 13) To control stock use push sticks, feather boards or any other safety device when cutting small or short stock.
- 14) Turn off the band saw and wait until it comes to a complete stop. Never stick an object into the blade to stop the machine quicker. Let it stop on its own.



Two final things to remember

Situational awareness: be aware of what is happening around you in terms of where you are, where you are supposed to be, and whether anyone or anything around you is a potential threat to your safety

Clean up the band saw area when you are done. Dust collection on the band saws is not the most effective. Grab a bench brush, a broom & dustpan and do a quick sweep. A clean shop is a safer shop.

As always when in doubt ask a



Steve Venne
Director of Safety

shop foreman for help.

Bloomer



Hardwoods

Offered Services

- Log Milling
- Custom Drying 20,000 bf
- Planing
- Straight lining
- Glued Panels
- Wide Belt Sanding
- Profile Replication
- Custom Moulding
- Template matching of existing pattern

Phone: 816.330.3596

13585 45 Highway, Platte City, MO 64079

Hours: MONDAY - FRIDAY 8:30AM - 4:30PM

Products Available at Bloomer Hardwoods

- Ash 4/4 & 8/4
- Cedar Aromatic
- 4/4, 8/4, & 12/4
- Cherry 4/4, 8/4 & 12/4
- Maple 4/4
- Pecan 4/4 & 8/4
- Red Oak 4/4 & 8/4
- Walnut 4/4 & 8/4
- White Oak 4/4
- Plywood for Cabinets
- And many other Local Hardwoods

LASER ENGRAVER SIG (MEETS 4TH WEDNESDAY EACH MONTH)



Kansas City Woodworkers' Guild's new Rabbit Laser Engraver

As of May 25 we have 115 people trained to use the Laser Engraver.

We are starting to have some issues show up. Please make sure you are deleting your projects from the Laser memory before you shut down the laser. Remember that we have lots of people using the Laser so please, if you rename a layer (color), after you save your project on your thumb drive, then kindly reset the layers to their "normal names." Be sure you refocus the laser every time you change wood, even the smallest difference can throw the lasers focus off and make the engraving fuzzy. Finally a few people have been putting the fuzzy side of the cover up, remember that the fuzzy side goes down (towards the Laser Engraver),

the Rayon side can cause static.

On a positive note, the Assets Group will be selling some of the cutoffs from the Guild projects, 4 for \$1.00, as long as they last, but you have to be at the General meeting. At the June SIG, on June 22, Curtis Alexander will be leading (I'm at Scout Camp) but he has some great ideas planned.



Mike McCauley

Laser Engraver SIG
Co-Lead

Keep Laser Focused,

SPONSORSHIP NOTES

In addition to our sponsors identified by their logo throughout this newsletter, we would like to thank the following for their gifts:

Donation to Raffle Table – May

Jim McCord Box with sliding cover

David Roth..... 2 sets Knife Scales & Pen Blanks

John Van Goethem. Frame Clamp set

Woodcraft Whale Tail Breadboard

Woodcraft Stemless Vacuum Insulated Wine Glasses

Woodcraft Brad Point Drill Bit Set

Woodcraft Spade Drill Bit Set

Anonymous..... Cable Cuffs

Anonymous..... Cherry Lumber


Anonymous..... Ash Lumber



Duane Miller

Director of Sponsorship

DON'S NOTES FROM THE LIBRARY - LOOKING FOR MISSING BOOKS



We have begun to determine which books in the Library online catalog may be missing. If you have any Library books that you are finished using, please return them to the Library. You can place them in the containers on the Library Desk or leave them on one of the tables in the Library. We do understand that the pandemic closures, mask mandates, case count rates and other factors may contribute to a hesitancy to be in the Library. If you come across a book from the Library, please return it or send an email to librarian@KCWG.org -or- library@kcwg.org to let us know that you have a book and we will make arrangements to return the book.

The new Library computer is up and running. We are continuing to work with donated books and have begun to add them to the online catalog. There are three shelves in the last bookcase that are marked as containing books to be added. These are not

available for check out yet. We will announce in the Newsletter as these books are added to the catalog.

If you joined after the end of February and you are probably not in the Library patron file and we will need to add you manually. Send an email to librarian@kcwg.org or library@kcwg.org (use "Add to Patron File" in the subject line) to let us know you need to be added. If you have trouble getting a book checked out or any other Library issue please send us an email.

Don Steele
KCWG
Librarian



FROM THE TRAINING DESK

Happy June, Everyone. As I get accustom to this new job I realize all the work that has gone into making the Training department a huge success. I want to thank the many people that help out to make it successful. Our Thursday evening classes couldn't operate without the work of the many volunteers that give their time to share the craft of woodworking here at the Guild. And I want to send a special thank you to Brent Murphy, without whom the classes wouldn't get sent to our webmaster in a timely fashion. Thank you, Brent for all your hard work.

All I can say is almost as soon as we announce a class it gets filled up or nearly so. Coming up we've got George Rexroad teaching 3 different bandsaw box classes. Those are all full. Mike Jones will be teaching an 8.25" Gyuto Chef's Knife class. That is full. Wayne Peterson and I will be teaching the Introduction to Kumiko on June 11. This is also full. Being posted very soon, will be "Build a Moxon Vise" with Chuck Saunders and Carving a Ball and Claw Foot with Calvin Hobbs. I look for these to fill up quickly, as well. And last but not least, our next

Basic Woodworking Class will be starting on June 23rd.

As always, please drop me an email (training@KCWG.org) if you have an idea for a class or if you want to teach a class. Remember you should try to learn something new everyday and then pass that along.

Kevin Thomas
Director of
Training



FROM THE SHOP - SUPERMAN STRENGTH NOT NEEDED



Leave your spinach at home Superman!

The saying goes "Tight is Right" and you certainly don't want your router bit coming loose or your drill bit falling out, But come on! Overtightening fasteners, handwheels and knobs on tools is not necessary. Overtightening results in worn/stripped threads, damaged collets, broken parts and very annoyed mere mortals that can't loosen the results of your superhuman strength. Maybe the tools on your home planet can withstand the force you impart but here on earth with our yellow sun we just aren't accustomed to your power. Now I'm not saying that tightening is bad, on the contrary, there is

a proper level of tightness for tools to perform well. I think you would be surprised at how much less than all you can muster that is.

A related issue is not considering that the force needed to turn a handwheel or make an adjustment. It may be that the part is clamped or locked in place and needs to be released and NOT a call to summon your inner Hulk and power your way through. Your adversaries are soft brass, plastic and brittle cast parts, they will yield to your will. That yielding comes at a price in both replacement parts and machine downtime. I beg of you to show us mercy, I can get you some coal and you can redirect your strength to compressing the coal into diamonds.



Chuck Saunders
Director of Assets


DO YOU HAVE a Committee Meeting, SIG Team Meeting, Training Meeting or other meeting that you need to schedule and would like to keep people from having to attend in person?

HOLD YOUR MEETING ONLINE!

All that you need to do to set up your meeting is send a message to: communications@kcwg.org with the email addresses of the people you want to invite, the date and time of your meeting and we will set the meeting up for you.

THAT'S ALL THAT THERE IS TO IT!

PLEASE SUPPORT OUR KCWG SPONSORS

COMPANY NAME	ADDRESS/WEBSITE/DESCRIPTION	KSWG DISCOUNT AMOUNT
	<p>Katsura Cutlery Houston, TX katsuracutlery.com</p> <p>Knives, knife blanks and knife making instructions.</p>	<p>10% 15 - 20% on some sales items Identify KSWG membership on order</p>

please support our kcwg sponsors

COMPANY NAME	ADDRESS/WEBSITE/DESCRIPTION	KCWG DISCOUNT AMOUNT
 <p>Baird Brothers FINE HARDWOODS Our Family's Heritage • Your Family's Home</p>	<p>Baird Brothers Fine Hardwoods (Cherry Sponsor) Canfield, OH 800.732.1697 • bairdbrothers.com</p> <p>Hardwood lumber and plywood, custom millwork, mouldings, interior doors, stair parts and tools.</p>	<p>10% Identify KCWG membership on order</p>
<p><i>Bloomer Hardwoods</i></p>	 <p>(Pine Sponsor) Phone: 816.330.3596 13585 45 Highway Platte City, MO 64079</p> <p>Hours: MON - FRI 8:30AM - 4:30PM</p>	
 <p>Stone's Sticks Stone Distinieri, Owner Hardwood for crafting, DIY projects, outdoor and indoor firewood. Follow us on Facebook: Stone's Sticks</p> <p>417 N. Colvada Ave. • 620.931.8679 Burrton, MO 64702 • stonessticks2019@gmail.com</p>	<p>Stone's Sticks (Pine Sponsor) Burrton, KS 620.931.8679 stonessticks2019@gmail.com</p> <p>DIY hardwood craft supplies, lumber, trim, cooking wood and firewood.</p>	<p>10% Show current membership card on order/payment</p>
 <p>NEAL RAY'S PHOTOGRAPHY</p>	<p>Neal Ray's Photography 9 E Kansas Street • Liberty, MO 816.582.5968 nealraysphoto@gmail.com</p> <p>Photographic studio portraits.</p>	 <p>Official Photographer of the Kansas City Woodworkers' Guild</p>
<p>SUPERIOR GRINDING</p>	<p>Superior Grinding 5315 Raytown Road • Raytown, MO 816.561.8665 superiorgrindingllc.webstarts.com</p> <p>Sharpening tools used by professionals and homeowners.</p>	<p>10% Show current membership card on order/payment</p>
 <p>METRO HARDWOODS, INC.</p>	<p>Metro Hardwoods 4243 S Noland Road • Independence, MO 816.373.1710 metrohardwoodsinc.com</p> <p>Hardwood lumber, plywood, finishes, saw blades and bits.</p>	<p>10% Show current membership card on order/payment</p>

YOU'RE WATCHING THE KCWG TELEVISION NETWORK!

Ok, not really but we are on [YouTube](#) and more! The AV side of the guild has been continuously growing and looking to grow even more but we need some help. We are looking for someone to help run cameras for different recordings and Lives, someone to help switch cameras, someone to help monitor the comments and questions during Live Streams, and someone to help with YouTube descriptions. None of these positions are particularly hard but they all add significant value to our productions. We won't throw you in the deep end by yourself, you will have help and coaching as needed.

Some of the things you may or may not know that we have been producing: **[Our Monthly Meetings](#)**: Monthly meetings are now being streamed live to both YouTube and to the KCWG Facebook Page. If you missed a meeting, you can go back and watch them later on our YouTube Playlist

Show & Tell: I've fallen behind on this, but I've been trying to pull out just the Show & Tell portion of the meeting and post on Facebook. Moving forward I'm leaning towards just making chapters on YouTube that you can skip to your favorite S&T. While we are talking about S&T... If you have a project that is too big or you cannot bring to the meeting, Please take photos or videos and send them to kcwg.meetings@gmail.com and we will get them up for you during the meeting. If you want to show something, and cannot attend the meeting for some reason, also let me know and we can make arrangements via Zoom

[Skill Builders](#): We record and upload later our Monthly Skills Builders Class. We

try to include any documents handed out at the SB as a link in the video description. These videos are great if you missed the class or if you're trying to remember that thing the instructor said was very important.



[Wood Words The Podcast](#):

If you haven't seen or heard our podcast yet, you are missing out!

Kevin is doing a great job interviewing some guild members and even a few woodworking celebrities like [Matt Kenney](#) and a new one just recorded with [Popular Woodworking Magazine's](#) Editor in Chief: Logan Wittmer. Hopefully be out by time this article is released, if not look for it soon. The podcast is special because, just like everything else, you can watch in on YouTube but you can also listen (and now watch) of [Spotify](#)

[Safety Videos](#): The safety committee has been doing a great job making safety videos for some of the equipment we have in the shop

If you'd like to help out with any of the above, please email me at kcwg.meetings@gmail.com

One thing everyone can do to help is Like, Comment & Subscribe to our Channels and if you know someone that would enjoy our content or is thinking about joining KCWG, please share some of our videos

Chris McCauley
Director of Events



please support our kcwg sponsors

COMPANY NAME	ADDRESS/WEBSITE/DESCRIPTION	KCWG DISCOUNT AMOUNT
	Rockler (Mahogany Sponsor) 15340 West 119th Street • Olathe, KS 763.478.8214 rockler.com/olathe-store	10% Show current membership card on order/payment-Some Restrictions May Apply
	Woodcraft (Mahogany Sponsor) 8645 Bluejacket Road • Lenexa, KS 913.599.2800 woodcraft.com/stores/kansascity Power tools and accessories, hand tools, fasteners, hardware, wood, finishes, clamps, workbenches, personal safety equipment and education.	10% Show current membership card on order/payment
	Taylor Toolworks (Mahogany Sponsor) Columbia, MO 573.397.6432 taytools.com Specialty hand tools, supplies and fixture and jig hardware.	10% INPUT coupon code KCWG10 to receive discount
	L&K Hardwoods (Mahogany Sponsor) 3101 N Lentz Road • Independence, MO 816.249.4400 landkhardwoods@gmail.com • landkhardwoods.com Custom milling, kiln drying, hardwood lumber, live edge slabs, and custom furniture.	10% Show current membership card on order/payment
	Walrus Oil (Cherry Sponsor) Springfield, MO 816.848.8598 • https://walrusoil.com/ Oil and wax finishes for cutting boards, furniture and leather and waterless skincare.	10% Identify KCWG membership on order Coupon Code: KCWG
	Lie-Nielsen Toolworks (Cherry Sponsor) Warren, ME 207.273.2520 lie-nielsen.com Hand tools, sharpening and tool care products, workbenches and education for woodworkers.	10% Offered only on purchases made at the annual guild tool show. Must show current membership card on order/payment at the guild

JUNE MACHINE SAFETY REVIEW

CNC Router

The CNC router is a computer-controlled cutting machine used for various hard materials such as wood, to create a decorative design on or the functional shape of a workpiece. CNC stands for computer numerical control.



1. In addition to safety glasses with side shields, hearing protection is required in the CNC Shop area.
2. Ensure that your workpiece is secured to the CNC table.
3. Ensure that all clamps used to secure the workpiece to the CNC table are out of the cutting area or the tool path.
4. Do not leave the CNC machine unattended while it is routing the workpiece.
5. Use only sharp bits free of rust and pitch to avoid excess friction. A dull or dirty bit could result in the workpiece coming apart and causing damage to the equipment or the operator.
6. Always use the wrenches provided with the CNC machine during set-up and when making adjustments during the routing of the workpiece.
7. After changing the bits or making any adjustments, ensure that the collet nut is tightened securely.

please support our kcwg sponsors

COMPANY NAME	ADDRESS/WEBSITE/DESCRIPTION	KCWG DISCOUNT AMOUNT
 <p>Schutte LUMBER CO. Since 1880</p>	<p>Schutte Lumber Company 3001 Southwest Blvd. • Kansas City, MO 816.753.6262 • schuttelumber.com Timbers, cedar, siding and pattern profiles, specialty hardwoods, treated lumber, Festool power tools, decking, fasteners and hangars.</p>	<p>10% Show current membership card on order/payment</p>
   <p>Phillips Safety Products, Inc.</p>	<p>Phillips Safety Company Middlesex, NJ 888.245.6638</p> <p>Three websites to serve KCWG members, each offering a 25% member discount (Use code KCWG25)</p> <p>rx-safety.com - Prescription safety glasses, reading and magnifying glasses, hearing protection</p> <p>myeyewear2go.com - Eyeglasses, sunglasses, prescription sunglasses, sports and specialty glasses</p> <p>phillips-safety.com - Laser safety glasses, welding and IR safety glasses, radiation protection, glassworking eyewear</p>	<p>25% INPUT coupon code KCWG25 to receive discount</p>
 <p>Gain the Paxton Advantage!</p>	<p>Frank Paxton Lumber Co. 6311 St John Avenue • Kansas City, MO 816.920.5251 paxtonwood.com Hardwood lumber and plywood, panels, molding, acrylic and decorative surfaces.</p>	<p>10% Show current membership card on order/payment</p>
	<p>Lee Valley Reno, NV 888.983.1865 Leevalley.com</p> <p>Hand tools, power tools, hardware and accessories.</p>	<p>15% educational Application form available at Guild</p>
	<p>Liberty Hardwoods 3900 N Kentucky Avenue • Kansas City, MO 816.231.0852 libertyhardwoodsinc.com Hardwood lumber, plywood, trim, hardware and accessories.</p>	<p>10% Show current membership card on order/payment</p>
 <p>You shop. Amazon gives.</p>	<p>Amazon Smile smile.amazon.com</p> <p>On-line power equipment, tools accessories, etc.</p>	<p>No Guild discounts. However, a percentage of all sales are given to the Guild</p>

JUNE 2022 OPEN SHOP SCHEDULE

day	June	Date	9am	10	11	12	1	2	3	4	5	6	7	8	9pm
Wednesday	June	1	Roger Bartlett									LC Meeting			
Thursday	June	2	Gary Mielke									Training			
Friday	June	3						David Krug							
Saturday	June	4	Mike Jones					Basic Skills Class Free Just Show Up	George Rexroad						
Sunday	June	5		Chuck Saunders					Chris McCauley						
Monday	June	6						Ron Haw				Gary Strohm			
Tuesday	June	7	Gary Creek			Craig Arnold							Kara Paris		
Wednesday	June	8	Bob Caldwell									Scrollsaw SIG			
Thursday	June	9	Gary Mielke									Training			
Friday	June	10		Curtis Alexander				Ed Stewart				Barb Hinton			
Saturday	June	11	Dave Kraatz				Norm Carpenter								
Sunday	June	12		Rob Young						Mark Waugh					
Monday	June	13	John Sloss				Ron Haw					Woodturners General Meeting			
Tuesday	June	14	Matt Nowak			Ron Lomax			Craig Arnold			Roland Mohler			
Wednesday	June	15	Roger Bartlett									General Meeting			
Thursday	June	16	Gary Mielke									Training			
Friday	June	17						Mike McCauley				Kenan Orhan			
Saturday	June	18	Dave Kraatz					Tom Smoller							
Sunday	June	19		Chuck Saunders						Chris McCauley					
Monday	June	20	Jerry Thompson					Ron Haw				Gary Strohm			
Tuesday	June	21	Gary Creek			Craig Arnold							CNC SIG 6:30		
Wednesday	June	22	Bob Caldwell									Kevin Thomas	Laser SIG		
Thursday	June	23	Gary Mielke									Training			
Friday	June	24						Ed Stewart				Rick Chandler			
Saturday	June	25	Dave Kraatz				Don Steele								
Sunday	June	26		Rob Young				Handtool SIG	Wayne Peterson						
Monday	June	27	John Sloss					Ron Haw				Kolton Stimpert			
Tuesday	June	28	Matt Nowak			Ron Lomax			Craig Arnold			Roland Mohler	Carving SIG		
Wednesday	June	29	Roger Bartlett												
Thursday	June	30	Gary Mielke									Training			

Revised on June 1, 2022

CHECK OUT TAYLOR TOOLWORKS FOR ALL OF YOUR FAVORITE BRANDS



TAYLOR TOOLWORKS GUILD PARTNERS PROGRAM

TENTATIVE

JULY 2022 OPEN SHOP SCHEDULE

Day	July	Date	9am	10	11	12	1	2	3	4	5	6	7	8	9pm
Friday	July	1						David Krug							
Saturday	July	2	Mike Jones					Basic Skills Class Free Just Show Up	George Rexroad						
Sunday	July	3		Chuck Saunders					Chris McCauley						
Monday	July	4						Ron Haw					Gary Strohm		
Tuesday	July	5	Gary Creek			Craig Arnold								Kara Paris	
Wednesday	July	6	Roger Bartlett										LC Meeting		
Thursday	July	7	Gary Mielke										Training		
Friday	July	8		Curtis Alexander				Ed Stewart					Barb Hinton		
Saturday	July	9	Dave Kraatz				Norm Carpenter								
Sunday	July	10		Rob Young						Mark Waugh					
Monday	July	11	John Sloss				Ron Haw						Woodturners General Meeting		
Tuesday	July	12	Matt Nowak			Ron Lomax		Craig Arnold					Roland Mohler		
Wednesday	July	13	Bob Caldwell										Scrollsaw SIG		
Thursday	July	14	Gary Mielke										Training		
Friday	July	15						Mike McCauley					Kenan Orhan		
Saturday	July	16	Dave Kraatz					Tom Smoller							
Sunday	July	17		Chuck Saunders						Chris McCauley					
Monday	July	18	Jerry Thompson					Ron Haw					Gary Strohm		
Tuesday	July	19	Gary Creek			Craig Arnold								CNC SIG 6:30	
Wednesday	July	20	Roger Bartlett										General Meeting		
Thursday	July	21	Gary Mielke										Training		
Friday	July	22						Ed Stewart					Rick Chandler		
Saturday	July	23	Dave Kraatz				Don Steele								
Sunday	July	24		Rob Young				Handtool SIG	Wayne Peterson						
Monday	July	25	John Sloss					Ron Haw					Kolton Stimpert		
Tuesday	July	26	Matt Nowak			Ron Lomax		Craig Arnold					Roland Mohler	Carving SIG	
Wednesday	July	27	Bob Caldwell										Kevin Thomas	Laser SIG	
Thursday	July	28	Gary Mielke										Training		
Friday	July	29											Norm Carpenter		
Saturday	July	30	Mike Jones												
Sunday	July	31		Chuck Saunders						Mike McCauley					

WOOD WORDS

NOTES & ANNOUNCEMENTS

SAFETY ORIENTATION

To participate in this program you should have:

- ❖ Received a Welcome email from the Membership Director (**membership@kcwoodworkersguild.org**) that provides instructions, link and password for the online test. (A link to access the safety test is also provided in the Members Only area of the website. Request the safety test password from **safety@kcwg.org** to receive the test password if you cannot find your welcome email.)



- ❖ Studied these **Safety Sheets**.
- ❖ Completed the on-line safety test **no later than 48 hours before the orientation session**.
- ❖ Upon completion of the **on-line safety test**, you were prompted to print the results, **which must be brought to the safety orientation**.



- ❖ Printed the **Liability Waiver**, signed it, and brought it with you to the orientation.
- ❖ Show up 30 minutes early on the day of the orientation program.

This **Orientation is free**, but the **test results and the waiver must be presented at the session**.

THE NEXT SAFETY ORIENTATION IS SCHEDULED FOR SUNDAY, JULY 10, 2022 If you have read and understand the information and have **completed the necessary steps you may sign up for the next orientation session by Clicking HERE⇒ [I'D LIKE TO SIGN UP for SAFETY ORIENTATION](#)**

ROUGH TO READY (A BASIC HANDS-ON INTRODUCTION TO WOODWORKING)

(THIS CLASS IS AVAILABLE ONLY TO GUILD MEMBERS)

Instructors: Mike McCauley, John Sloss, Ed Stewart, George Rexroad, Kathryn Dingley, Alex Scott, or Tom Vece.

Fee: Sawdust Maker: \$50.00. Woodworker Plus and Benefactor Members with 20% discount: \$40.00

Payment is required at the time of Sign Up. Please use the Guild's PayPal account attached to the Sign-Up to pay for the class.

Green Tag: IS NOT REQUIRED for this class, and successful completion of the class will result in your **Green Tag** being issued.

Class size is limited to just one, or two students with a qualified instructor.

Prerequisites: You must be a FULLY PAID member of the Kansas City Woodworkers Guild at the Sawdust or Woodworker Plus level and MUST have completed the KCWG Online Safety Test with a score of 90% or better preferably before signing up for your class, but not more than 48 hours after signing up for your class. If Safety Test is not completed within 48 hours, your scheduled class will be reopened and you will not be able to reschedule until your Safety

Test requirement has been completed. You will not lose your payment but will need to reschedule through the R2R coordinator.



Items you will need to bring to class with you: apron, 6" metal ruler, 6" combination square, small machinist square, pencil (mechanical suggested), 6' to 16' tape measure, ANSI Z87.1 approved safety glasses.

Time & Class Size: Varies (See the individual class sign-up comments in SignUp Genius for the scheduled times)

Location: All classes are held at the Kansas City Woodworkers' Guild Shop, 3189 Mercier St., Kansas City, MO 64111

Available Class Dates will vary, so make sure you check, but currently available dates are: June 17, 20 & 27. Check back often because additional classes are added frequently.

See the full class description and Sign Up by Clicking [HERE](#) ⇒ [I'D LIKE TO SIGN UP FOR AND TAKE THE ROUGH TO READY CLASS.](#)

NEW CLASS OFFERING - BUILD A MOXON VISE



Instructors: Chuck Saunders

Class Level: Basic

Sessions: 1

Saturday, July 2nd from 8:00am until 2:00pm
(lunch will not be provided)

Portion of shop restricted to class use: Hand
Tool Room

Maximum Class size: 10

Minimum Class Size: 7 (If the minimum class
size isn't met; the class will be canceled.)

Fee with Vice Hardware Included:

Sawdust Maker: \$225.00

Woodworker Plus and Benefactor Members
with 20% discount: \$180.00

Fee with Vice Hardware Provided by Student:

Sawdust Maker: \$125.00

Woodworker Plus and Benefactor Members
with 20% discount: \$100.00

*Payment for this class is required at the time of
Sign Up. Please use the Guild's PayPal account
attached to the Sign-Up to pay for the class.*

Location:

KCWG Shop
3189 Mercier St
Kansas City, MO 64111

Green Tag: Required

Description:

Joseph Moxon first discussed this popular woodworking device in his book "Mechanick Exercises" in 1677. This is where the first drawings of the device were displayed. However, the actual design may predate this publication by many years.

This tool is basically a double screw clamp that holds boards vertically for the purpose of making joints by hand. It is either built into the workbench or is a separate tool that can be moved out of your way when not in use.

Moxon Vises can be found in several variations and are used in many forms of woodworking. It is common to see them being used for cutting dovetails and in chair making projects.

Join Chuck Saunders as he leads this class in building a Moxon Vice that each class participant will add to their tool arsenal and will then be able to be used and enjoyed for generations.

**For Guild Members Only – Not a member?
Join [HERE](#).**

**See the full class description and Sign Up
by Clicking [HERE](#) → [I Want to Sign Up
for the Moxon Vice Class](#)**

**DON'T DELAY ONLY FOUR SPOTS
REMAIN AS OF JUNE 12, 2022. SIGN
UP IS FIRST COME ★ FIRST SERVED**

KCWG LASER ENGRAVER TRAINING



Kansas City Woodworkers' Guild's new Rabbit Laser Engraver

Only Guild Members are allowed to take Guild Classes.

To be able to use the Rabbit Laser Engraver you MUST receive specific training for the KCWG Laser.

This initial training will be offered 2nd & 4th

Wednesday Evening in two sessions; 6:30 pm-8:00 pm & 8:30 pm-10:00 pm. 1st Wednesday due to Leadership Committee & Board of Director meetings and 3rd Wednesday each month due to General Meeting, we will offer only one session of 5:00pm-6:30pm.

Classes will be limited to 4 students per class, so students can see the control panel and understand the particulars of the Rabbit Laser Engraver. For those previously using the Johnson County Library laser engraver this is largely different.

These Classes are being offered by the Laser Engraver SIG at no charge, but class size is strictly limited. Only those registered for the class will be permitted to attend the training.

Please review the available slots below and click on the button to sign up. Thank you!

To sign up for one of the Laser Engraver training classes click ➔ [Laser Engraver Training](#)



MEMBERSHIP MEETING ANNOUNCEMENT

Alaina Smith from Culver Props in Rolla, Missouri, one of the last remaining wood airplane propeller makers will be at our June 15, membership meeting to describe how this woman owned business makes and distributes its wooden propellers.

Don't miss this great opportunity to learn how propellers were made before the modern aviation manufacturing processes were established.

The Kansas City Woodworkers' Guild membership meeting begins at 7:00pm on June 15.

SEE YOU THERE!!!

GUILD ACTIVITIES AT THE SHOP

Always check the guild website before leaving home to be sure that a scheduled event is actually taking place.

There will also be times when the shop will be closed to open shop periods due to a special meeting, class or event. These closures will be clearly noted on the monthly open shop schedule and are typically highlighted by a color other than the green background that normally indicates an open shop period.

BOARD & LEADERSHIP COMMITTEE & GENERAL CONTACTS DIRECTORY

President.....	Cal Hobbs	president@kcwg.org
Vice-President	Mike McCauley	vicepresident@kcwg.org
Secretary	David Roth	secretary@kcwg.org
Treasurer.....	Gary Mielke	treasurer@kcwg.org
Member-at-Large	Craig Arnold	memberatlarge@kcwg.org
Director of Assets.....	Chuck Saunders	assets@kcwg.org
Communications - Questions, comments & suggestions.....		teamcomms@kcwg.org
Director of Communications.....	Brian Rorabaugh.....	communications@kcwg.org
Director of Events.....	Chris McCauley.....	events@kcwg.org
Library - Questions, comments & suggestions.....		teamlibrary@kcwg.org
Librarian.....	Don Steele.....	library@kcwg.org
Newsletter Editor	Ron Haw	newsletter@kcwg.org
Director of Membership.....	Jim Berard.....	membership@kcwg.org
Director of Programs.....	Matt Nowak	programs@kcwg.org
Director of Safety.....	Steve Venne.....	safety@kcwg.org
Director of Sponsorship.....	Duane Miller.....	sponsorship@kcwg.org
Director of Training.....	Kevin Thomas.....	training@kcwg.org
Asst Director of Training.....	Brent Murphy.....	assttraining@kcwg.org
Videos - Questions, comments & suggestions.....		teamvideo@kcwg.org
Website - Questions, comments & suggestions.....		teamweb@kcwg.org
Web Master	Open.....	webmaster@kcwg.org

ESSENTIAL LINKS & SERVICES

Kansas City Woodworkers Guild Website.....	https://kcwg.org
Guild Training and Available Classes.....	http://kcwg.org/classes/
Members Only Section (Password Rqd).....	http://kcwg.org/member-only-area/
Guild Photo Bank and Upload Center	https://member.kcwg.org/photo-submission/
Place a Classified Ad.....	classifieds@kcwg.org
KCWG Facebook Page.....	https://www.facebook.com/kcwgw
KCWG Videos	https://kcwg.org/videos

KANSAS CITY WOODWORKERS' GUILD SPECIAL INTEREST GROUPS (SIG'S)

Carving SIG	carvingSIG@kcwg.org
CNC SIG	cnc@kcwg.org
Hand Tool SIG	handtoolSIG@kcwg.org
Laser SIG	laserSIG@kcwg.org
Scroll Saw SIG	scrollsawSIG@kcwg.org

VISIT THE KANSAS CITY WOODWORKERS GUILD ONLINE AT WWW.KCWG.ORG

