

WOOD WORDS



Kansas City Woodworkers' Guild

PUBLISHED BY THE KANSAS CITY
WOODWORKERS GUILD

3189 MERCIER ST * KANSAS CITY * MO * 64111

IN THIS ISSUE...

Note: You may go directly to any article shown below by simply clicking on the article name below:

- ["HOBBS"ERVATIONS - Our President's Comments..... 1](#)
- [Vice-President's Comments..... 3](#)
- [New Member Welcome 3](#)
- [Laser Engraver SIG 5](#)
- [Safety Thoughts and Comments 7](#)
- [CNC SIG Roundup 8](#)
- [KCWG Financial Update 8](#)
- [Wood Words the Podcast 9](#)
- [Don's Notes from the Library 9](#)
- [From the Shop - Temporarily Out of Service 10](#)
- [Sponsorship Notes 10](#)
- [From The Training Desk for May 2022 12](#)
- [Help Wanted 14](#)
- [KCWG Member-at-Large Speaks Out 14](#)
- [May Machine Safety Review..... 17](#)
- [May 2022 Open Shop Schedule 19](#)
- [Tentative June 2022 Open Shop Schedule 20](#)
- [Wood Words Notes & Announcements 21](#)
- [Board & Leadership Committee & General Contacts
Directory..... 26](#)

"HOBBS"ERVATIONS - OUR PRESIDENT'S COMMENTS

I hope you all are doing well. As my first article after taking a more prominent leadership role, I'd like to welcome the new board member, Dave Roth, and the new members on the leadership committee. Thank you for stepping up!

I also would like to thank the outgoing leaders as well. And most importantly, thank you to Craig Arnold for leading us as president the last four years. The first thing that I plan to do is not mess up how things are. We have a good thing going at the Guild.



I had the privilege of joining Craig, Don Steele, and Gary Mielke to visit the UMKC **L a B u d d e S p e c i a l Collection Library**, which is located on the campus of UMKC. The occasion

was to donate some rare French books of woodworking plates,



(including a Roubo – for those that are interested) that

Continued on Page 2

Continued from page 1

were received as a donation ourselves. Don Steele did a great job of finding a good

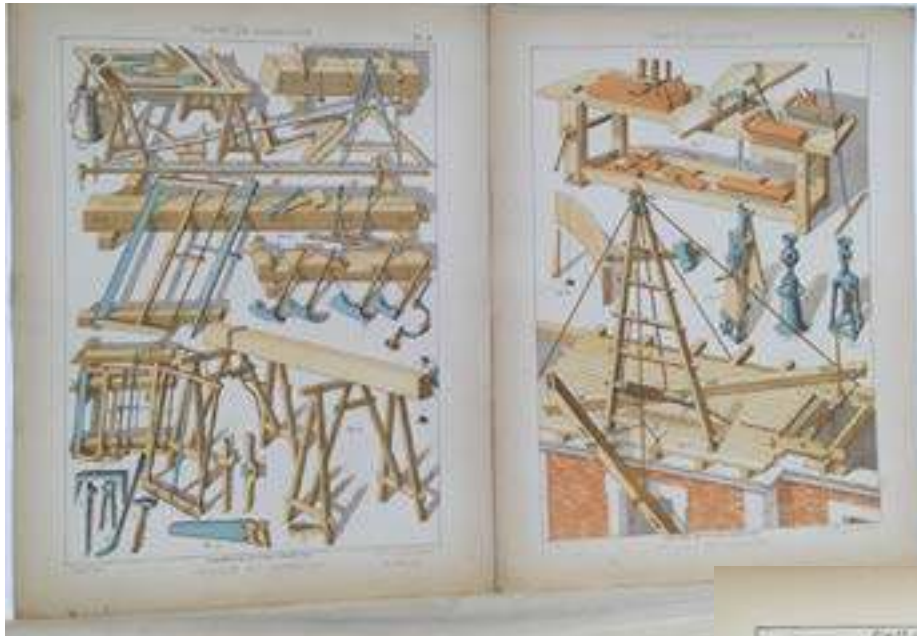
of specific interests that are represented, like carving, inlay, laser technology,

Atkins Museum of Art. So as I wrap this up, take advantage of what we have right here in our town, and you might find out more than you ever knew there was to learn, whether from UMKC, the Nelson, a reference book, or from each other.

Happy woodworking.



Cal Hobbs
KCWG
President




home for the books, and it just so happens that UMKC has a nice collection of old woodworking, carpentry, and associated books and catalogues in their collection.

While we were there, we were given a short tour, and what they have there will blow you away. Very impressive! The sheer amount of resources (all available free to the public by the way) is surprising, and the machinery, technology and automation they have in the stacks was very cool to see.

I have said many times over the years that I love the Guild because of the amount

power tools, scrollsawing, etc. One thing I am passionate about is historical scholarship, so I have a growing collection of reference materials myself, and I love to go to museums and learn as much as I can. We have some great ones right here in KC, especially the Nelson-



VICE-PRESIDENT'S COMMENTS IT TAKES A LOT OF VOLUNTEERS

I've been asked multiple times how we can have such a facility and all our equipment at such a low annual membership. It takes a lot of volunteers!

Recently, a person in a leadership position (in frustration) stated, "I don't have to volunteer here. I have lots of places I can volunteer."

That is very true, but our Guild can and does operate on volunteerism. No one gets paid; nor do they get free membership. Yet, they donate their time. It takes volunteers to serve in a leadership position, to be an open shop foreman (so we can work safely in our wonderful shop), to keep machinery running, to help with Guild projects/fundraisers (which keeps our dues low), to answer emails, to keep track of our finances and pay the

bills, to plan and produce our general membership meetings, to plan events for our members (sometimes the general public), to keep track of membership and create the members name badges, to keep track of books and keep our library in order, to keep our website updated, to edit and produce our newsletter, to contact and find sponsors, to keep a record of the Guild's business, to instruct classes or lead SIG's (so members can learn better woodworking or how to safely operate the Guild's equipment), to folks that not only clean up their own messes but help clean up messes left by others.

Yes! It takes a lot of volunteers to keep our Guild shop open, operating and thriving. There are a lot of volunteers that could spend their time somewhere else, but they choose to serve here, at

our Guild. So, next time you're in the shop and see a foreman, or an instructor, or a member of the Leadership Committee, or Board of Directors, take a moment to say "thank you" for the time they spend to make our Guild a nice, low-cost place to do woodworking. They have the choice to volunteer someplace else, but they choose to serve here, at our Guild.

OR better yet, find a place in the Guild where you would like to volunteer and join the ranks of the volunteers that make the Guild such a great place to work and learn.

Yours in Service,

**Mike
McCauley**
Vice-President
KCWG



NEW MEMBER WELCOME PLEASE WELCOME THESE 7 NEW MEMBERS WHO JOINED THE GUILD IN MARCH AND EARLY APRIL

FIRST NAME.....	LAST NAME	HOMETOWN	STATE.....	MEMBERSHIP.....	JOINED
Vincent	Page	Raymore	MO.....	WW+.....	5/3/2022
Phillip	Stewart.....	Olathe	KS.....	Benefactor.....	5/2/2022
Jeremiah.....	Griffith.....	Independence	MO.....	Sawdust	4/24/2022
Hanna	Oliver	Kansas City	MO.....	Sawdust	4/22/2022
Bryan	Azorsky.....	Prairie Village	KS.....	WW+.....	4/19/2022
Bruce	Johnston	Lawrence	KS.....	Senior	4/19/2022
Terry	Moser.....	Guttenberg	IA.....	WW+.....	4/15/2022

05/14/2022 - Current Membership: 847

JIG OF THE MONTH!

\$29⁹⁹

**ROCKLER
CORNER KEY
DOWELING JIG**

Reg. \$39.99 SKU: 59517

**SAVE
25%**

Guides make it easy to drill angled holes for decorative dowels across mitered corners



Includes 1/8", 1/4", and 3/8" drill guide assemblies



**HAVE YOU
SEEN THIS?**

**SAVE OVER
30%**

\$9⁹⁹

**BENCH COOKIE® PLUS
WORK GRIPPERS, 4-PACK**

Elevates your project above the work surface
Reg. \$14.99 SKU: 46902



**SAVE
\$50**

\$349⁹⁹

EXCELSIOR 5-SPEED MINI LATHE

Powerful 1/2 HP motor operates at 760, 1100, 1600, 2200 and 3200 RPM
Reg. \$399.99 SKU: 33207



SPRING STOCK UP SALE PRICING VALID 4/29 - 6/2/2022
15340 W 119th St. • Olathe, KS 66062 • (913) 815-2002 • Rockler.com
Please check Rockler.com for current store hours.

LASER ENGRAVER SIG

(MEETS 4TH WEDNESDAY EACH MONTH)



Kansas City Woodworkers'
Guild's new Rabbit Laser Engraver

The Laser Engraver SIG met for the first time on April 27, we had 18 interested parties attend.

Since it was our first meeting Mike shared some checklists for basic laser engraver operation and for making a KCWG key fob. Curtis demonstrated some basic, but not obvious, tips & tricks in the LightBurn software. Jon Lunde shared some success he has had using a spray-on solution of Borax and water.

The Laser Engraver SIG will be holding

additional trainings on Wednesday evenings in May, except the 3rd Wednesday, which is the General Meeting. For those signed up for May 25 please note we had to change the start time to 5:30 pm since the May Laser Engraver SIG starts at 7:00 pm.

We still have quite a few folks that want to be trained on the Laser Engraver so if you've signed up and need to reschedule please notify us as soon as possible so someone else can take your slot.

There is a wait list offered in the sign up.

See you in the shop,

**Mike
McCauley**
Laser Engraver SIG,
Co-Lead



DO YOU HAVE a Committee Meeting, SIG Team Meeting, Training Meeting or other meeting that you need to schedule and would like to keep people from having to attend in person?

HOLD YOUR MEETING ONLINE!

All that you need to do to set up your meeting is send a message to: communications@kcwg.org with the email addresses of the people you want to invite, the date and time of your meeting and we will set the meeting up for you.

THAT'S ALL THAT THERE IS TO IT!

Bloomer



Hardwoods

Products Available at Bloomer Hardwoods

- Ash 4/4 & 8/4
- Cedar Aromatic
- 4/4, 8/4, & 12/4
- Cherry 4/4, 8/4 & 12/4
- Maple 4/4
- Pecan 4/4 & 8/4
- Red Oak 4/4 & 8/4
- Walnut 4/4 & 8/4
- White Oak 4/4
- Plywood for Cabinets
- And many other Local Hardwoods

Offered Services

- Log Milling
- Custom Drying 20,000 bf
- Planing
- Straight lining
- Glued Panels
- Wide Belt Sanding
- Profile Replication
- Custom Moulding
- Template matching of existing pattern

Phone: 816.330.3596

13585 45 Highway, Platte City, MO 64079

Hours: MONDAY - FRIDAY 8:30AM - 4:30PM

SAFETY THOUGHTS AND COMMENTS

A little introduction, my last name is spelled Venne but is pronounced vain, no one ever gets it right on the first try. I grew up in Wisconsin, spend most of my career in



Minneapolis with a few years in the Caribbean. I relocated to Kansas City in 2008 and really like the area. I have been a guild member for 5 or 6 years now, mostly visiting the shop on Saturdays and Sundays. I spent my career in the hospitality industry, working as an executive chef/food and beverage director. I shifted from the kitchen to the classroom about 20 years ago and worked as an academic director for the private culinary school and most recently have been teaching culinary arts for Shawnee Mission School District to high schoolers.

Stepping into the safety director role offered me the opportunity to think about what it means to be safe in

the workshop. I found the answer when I was speaking with a high school baseball coach between games. I had commented on a great play by the catcher who recovered a ball that got by the first baseman and threw a runner out at second base, the coach's response was that the kid had great situational awareness. In baseball when playing defense situational awareness can include knowing the number of outs, runners on base, the count and where you should be on the field. On the most basic level, situational awareness is about knowing what is going on in the environment and its implications for the present and the future (Endsley 1988). I think that if we consider situational awareness as it relates to the workshop, we can identify a few key points; are you being aware of your surroundings, do you know the capabilities for each machine and the potential dangers they present, are you in the right mindset to work in the shop and not be distracted? Identifying key points is just the first set to workshop safety. How we perceive each situation is based on prior experiences. New woodworkers may not know to adjust the speed on the router



table when using a larger bit creating a potential safety concern and a seasoned wood worker may be so comfortable with the router table and absently mindedly forget the 3-inch rule. Recognizing and understanding our own limitations and not getting too comfortable in our abilities in any giving situation is an important factor in shop safety. Situational awareness requires constant vigilance of your circumstances to identify issues and eventually predict problems before they arise. When in doubt, ask a shop foreman.



Steve Venne
Director of Safety



CNC SIG ROUNDUP

CNC SPECIAL INTEREST GROUP (SIG) WILL MEET ON TUESDAY, MAY 17TH AT 6:30 PM.

toolpaths in Aspire.

All individuals interested in the CNC are encouraged to attend Tuesday, May 17, starting at 6:30 PM.

May 17th's CNC SIG meeting will start with a "Show and Tell" of member CNC projects. If you have any projects that have utilized the CNC please bring it so that others may see the possibilities of using the CNC.

Ed Stewart will provide a short program on the differences between the Moulding and the Modeling

Questions and comments may be emailed to CNC@KCWG.org



Ed Stewart
CNC SIG
Coordinator



May is tax filing time for nonprofits. The Kansas City Woodworkers' Guild files a 990EZ with the IRS each year. This year the return is due May 16th and it must be filed electronically. There are a number of nonprofits that provide 990 filing software. The software made completing the forms easier and the math checking was also helpful. The Guild's return has been filed and accepted by the IRS. So, we are good for another year. The tax returns for nonprofits are available to the public. If you are interested in looking at the Guild's return or the return of any nonprofit go to www.irs.gov/charities and nonprofits. There you will see "Tax

KCWG FINANCIAL UPDATE

Exempt Organizations Search." The search can be done a number of ways. The Guild EIN number is 43-1615506. You can use that to look at past returns 2021 will not be available yet.

May is also the month in which we renew/pay our insurance premium. This year's premium was a little over \$4,000. Which is a 10% increase most of the increase was for General Liability.

As a reminder the Statement of Operation for each month is on the website. See "Contact Us," "Members Only." If you haven't already done so, you will need to setup an ID and password to access the "Monthly Financial Statements." Please review the statements and do not hesitate to ask questions or make recommendations.



Gary Mielke
Treasurer

WOOD WORDS THE PODCAST

We've got a new logo! Producer Chris McCauley designed a new logo for the podcast and it is awesome. We recently finished up recording a new episode with new Guild Secretary, David Roth. It was a very insightful look at Dave's journey at the Guild and woodworking in general. I want to thank



Dave for taking part. Coming up we will be recording a special episode with the class participants of our most recent Basic Woodworking class and a couple

of the instructors. We'll explore the class and all that was learned and taught. We'll also find out if they plan to continue their learning experiences. I expect it to be a lot of fun and informative.

As always, If you have a particular Guild member you'd like to see interviewed or if you have a topic you'd like discussed drop Chris or me an email. We are always open to suggestions.

Till next time always remember to Work Safe and Get Your Sawdust On.




Kevin Thomas
Coordinator, Wood Words the Podcast

DON'S NOTES FROM THE LIBRARY

The Library has a new computer! If you have used the current computer, you would know that it is old, slow, and very tired. A Guild member has generously donated a new computer and we plan to get it up and running very soon. This will be much appreciated.

We are continuing to work with donated books and have sorted most of them into categories and will begin to add them to the online catalog and get those on the shelves. There are three shelves in the last bookcase that are marked as containing books to be added. These are not available for checkout yet. We will announce in the Newsletter as these books are added to the catalog.

If you joined after the end of February and you are not in the Library patron file, we will need to add you manually. Send an email to librarian@kcwg.org (use "Add to Patron File"



in the subject line) to let us know you need to be added. We will need the email address you use for the Guild, your name, and your membership number (found on the back of your name badge). If you do not know your membership number, let us know and we will work on finding that.

If you have trouble getting a book checked out or any other Library issue please send an email to: librarian@kcwg.org.



Don Steele
KCWG
Librarian

FROM THE SHOP - TEMPORARILY OUT OF SERVICE

Our shop is a rather unique situation, the equipment is subjected to a lot of wear and tear. This wear and tear is due to, wait for it, our members. Now calm down, let me explain. Of course our machines get more use than they would in a home shop, that's easy to see. While the board feet of lumber run through is much less than a commercial shop, our shop sees more changes in settings. Raising and lowering blades, changing router bits, drill bits, mortising chisels. Also changing planer or sander settings along with a wide

variety of woods. This constant changing results in wear on the mechanisms. And then there are the number of members using each machine, each with their own mannerisms and techniques. It's the difference between how long your lawn mower lasts if you are the only one who uses it compared to letting everyone in the neighborhood mow.

My point in this is to say that there will be times when tools in the shop will be out of service waiting for repair. That may be waiting on parts or just time for

someone to fix it. The Foreman is not a maintenance position and they may not feel comfortable making repairs so there is some downtime. Please rest assured that we are tending to get the machine back on line as soon as we can.

I appreciate your patience and understanding.



Chuck Saunders
Director of Assets

SPONSORSHIP NOTES

In addition to our sponsors identified by their logo throughout this newsletter, we would like to thank the following for their gifts:

Donation to Raffle Table at the March Membership Meeting

Jim McCord: 2 Boxes with sliding covers

David Roth: Blue / Gold Pen and Pen Blanks

John Van Goethem: Frame Clamp set

Woodcraft: Whale Tail Breadboard, Stemless Insulated Wine Glasses Push Stick, Metal Detector, Spade Drill Bit Set

Donation to Raffle Table at the April Membership Meeting

Rockler: 1/2" Clamp-It Clips, 3/4" Clamp-It Clips, 3-Way Attachment for F-Style Clamps, Bandy Clamps, Bench Cookies, Hat, Notebook, Silicone Glue Keepers, Stainless Steel Travel Mug

David Roth: Pen, Pen Blank


John Van Goethem: Frame Clamp set

Woodcraft: Stainless Steel Mug, Whale Tail Cutting Board, Misc. Cable Cuffs



Duane Miller
Director of Sponsorship

PLEASE SUPPORT OUR KCWG SPONSORS

COMPANY NAME	ADDRESS/WEBSITE/DESCRIPTION	KCWG DISCOUNT AMOUNT
 KATSURA	Katsura Cutlery Houston, TX katsuracutlery.com Knives, knife blanks and knife making instructions.	10% 15 - 20% on some sales items Identify KCWG membership on order

please support our kcwg sponsors

COMPANY NAME	ADDRESS/WEBSITE/DESCRIPTION	KCWG DISCOUNT AMOUNT
 <p>Baird Brothers FINE HARDWOODS Our Family's Heritage • Your Family's Home</p>	<p>Baird Brothers Fine Hardwoods (Cherry Sponsor) Canfield, OH 800.732.1697 • bairdbrothers.com</p> <p>Hardwood lumber and plywood, custom millwork, mouldings, interior doors, stair parts and tools.</p>	<p>10% Identify KCWG membership on order</p>
<p><i>Bloomer Hardwoods</i></p>	 <p>(Pine Sponsor) Phone: 816.330.3596 13585 45 Highway Platte City, MO 64079</p> <p>Hours: MON - FRI 8:30AM - 4:30PM</p>	
 <p>Stone's Sticks Stone Distinieri, Owner Hardwood for crafting, DIY projects, outdoor and indoor firewood. Follow us on Facebook: Stone's Sticks</p> <p>417 N. Colvada Ave. 620.931.8679 Burrton, MO 64702 stonessticks2019@gmail.com</p>	<p>Stone's Sticks (Pine Sponsor) Burrton, KS 620.931.8679 stonessticks2019@gmail.com</p> <p>DIY hardwood craft supplies, lumber, trim, cooking wood and firewood.</p>	<p>10% Show current membership card on order/payment</p>
 <p>NEAL RAY'S PHOTOGRAPHY</p>	<p>Neal Ray's Photography 9 E Kansas Street • Liberty, MO 816.582.5968 nealraysphoto@gmail.com</p> <p>Photographic studio portraits.</p>	 <p>Official Photographer of the Kansas City Woodworkers' Guild</p>
<p>SUPERIOR GRINDING</p>	<p>Superior Grinding 5315 Raytown Road • Raytown, MO 816.561.8665 superiorgrindingllc.webstarts.com</p> <p>Sharpening tools used by professionals and homeowners.</p>	<p>10% Show current membership card on order/payment</p>
 <p>METRO HARDWOODS, INC.</p>	<p>Metro Hardwoods 4243 S Noland Road • Independence, MO 816.373.1710 metrohardwoodsinc.com</p> <p>Hardwood lumber, plywood, finishes, saw blades and bits.</p>	<p>10% Show current membership card on order/payment</p>

FROM THE TRAINING DESK FOR MAY 2022

Happy May, Everyone. I want to start off by thanking my predecessors, Dave Kraatz and Norm Carpenter, for leaving me with a great program on which to continue to build. I want to also thank them for their continued advice and guidance. If I've learned anything in my short time on the job, it is that you are hungry for learning opportunities. At the time of this writing, 3 classes that were posted have already been filled except for one slot in the Dutch Tool Chest class to be taught by Hand Tool aficionados Rob Young and Wayne Peterson. George Rexroad will be teaching his Traditional Bandsaw Box class and Craig Arnold will be sharing his finishing prowess again. If you haven't been able to take Craig's class, yet, it is to be offered on a regular basis. So watch those class postings.

Our May Skill Builder will be presented by John Sloss, as he demonstrates how to make Blind

Dovetails with the Leigh Dovetail jig. John became quite proficient with this jig while outfitting his bedroom with many Stickley inspired pieces. So it's a "Don't Miss" Skill Builder. Then coming up in June, our new President Calvin Hobbs will be demonstrating how to carve a Ball and Claw foot. I've been applying a little bit of twist to his arm to get him to do a class after that. So keep your eyes open.







That's about all for now but I do have a few more classes that I'm working on. So watch for those postings on Tuesday evenings. And as always, if you would like to teach a class or have a suggestion for a class, drop me an email. Till next month, Keep Learning!



Kevin Thomas
Director of Training

**ATTEND THE
MAY GENERAL MEMBERSHIP
MEETING VIRTUALLY
Wednesday, MAY 18, at 7:00pm
[CLICK HERE TO ATTEND THE MEMBERSHIP MEETING LIVE ONLINE](#)
OR...BETTER YET... ATTEND THE MEETING IN PERSON
BEGINNING AT 7:00PM at the
KANSAS CITY WOODWORKERS' GUILD
3189 MERCIER, KANSAS CITY, MO 64111
GUESTS ARE WELCOME & ENCOURAGED**

please support our kcwg sponsors

COMPANY NAME	ADDRESS/WEBSITE/DESCRIPTION	KCWG DISCOUNT AMOUNT
	Rockler (Mahogany Sponsor) 15340 West 119th Street • Olathe, KS 763.478.8214 rockler.com/olathe-store	10% Show current membership card on order/payment-Some Restrictions May Apply
	Woodcraft (Mahogany Sponsor) 8645 Bluejacket Road • Lenexa, KS 913.599.2800 woodcraft.com/stores/kansascity Power tools and accessories, hand tools, fasteners, hardware, wood, finishes, clamps, workbenches, personal safety equipment and education.	10% Show current membership card on order/payment
	Taylor Toolworks (Mahogany Sponsor) Columbia, MO 573.397.6432 taytools.com Specialty hand tools, supplies and fixture and jig hardware.	10% INPUT coupon code KCWG10 to receive discount
	L&K Hardwoods (Mahogany Sponsor) 3101 N Lentz Road • Independence, MO 816.249.4400 landkhardwoods@gmail.com • landkhardwoods.com Custom milling, kiln drying, hardwood lumber, live edge slabs, and custom furniture.	10% Show current membership card on order/payment
	Walrus Oil (Cherry Sponsor) Springfield, MO 816.848.8598 • https://walrusoil.com/ Oil and wax finishes for cutting boards, furniture and leather and waterless skincare.	10% Identify KCWG membership on order Coupon Code: KCWG
	Lie-Nielsen Toolworks (Cherry Sponsor) Warren, ME 207.273.2520 lie-nielsen.com Hand tools, sharpening and tool care products, workbenches and education for woodworkers.	10% Offered only on purchases made at the annual guild tool show. Must show current membership card on order/payment at the guild

HELP WANTED

The AV Club has come a long way from days in High School with projectors or Giant TV on carts. The guild is currently live streaming meetings to YouTube & Facebook, recording meetings, Live Zoom meetings, recording Skill Builders and recording podcasts. Also having to do any edits to recordings, uploading videos and managing the YouTube account, managing the Podcast platforms and social media.

For the longest time, it has been myself for the Guild and Jack Karstens for the Turners running the video switcher, sound, and computer for the meetings. With several helping run cameras. (Sincerely, THANK YOU to all that have helped) With the addition of new remotely operated cameras, it is becoming a lot for us to take on every month.

We are not looking for one person to run everything,

but would like to build a team with some reserves to help fill in. If you want to learn it all, GREAT!! If you are only interested in running a camera or another aspect of "Video Village" that's awesome too! Our goal is to have a pool of volunteers, from the guild & turners, that we could call on to fill in for some of these events. This would also allow us to expand even more into recording SIGS or additional training.

Looking for people with tech experience... Or no experience! We will be happy to train you! If you're interested in joining our team, please contact me at kcwg.cmccauley@gmail.com or get a hold of Jack.

**Chris
McCauley**
Director of
Events



KCWG MEMBER-AT-LARGE SPEAKS OUT

If you've not been trained on the Guild's new Rabbit Laser, what are you waiting for?

Mike McCauley and Curtis Alexander are doing a great job with the training. Additionally, the Laser SIG (fourth Wednesday of the month) offers insights and guidance for using the laser and software. The software we use, LaserBurn, has tutorials for techniques not covered in the basic training. There are plenty of YouTube

[Continued on Page 15](#)



Continued from page 14

videos covering additional techniques, as well.

I found a website that sells digital files for use on not only the laser, but also, the CNC. And the prices are quite reasonable, particularly if design bundles are purchased. Take a look at www.DesignBundles.net. I've purchase a few files from MaWoodShop. The shop offers literally hundreds of files. There are other sellers offering many types of cutting files, spend some time looking around. All of the files are scalable, the only limit is the size of the laser or CNC bed. Files downloaded from DesignBundles may be used to make items to sell, just don't sell or giveaway the digital files.

Here's a few items I've completed with the laser. These are all cut on 1/8" Baltic birch plywood. I posted some of the photos on Facebook and had several people want to buy a design. I plan to paint some and stain or dye others. There's no limit to the color schemes.

That's it for me this month. See you in the shop and stay safe.

Sincerely,
Craig Arnold
KCWG Member-at-
Large



CHECK OUT TAYLOR TOOLWORKS FOR ALL OF YOUR FAVORITE BRANDS



TAYLOR TOOLWORKS GUILD PARTNERS PROGRAM

MAY MACHINE SAFETY REVIEW

Lathe

The lathe rotates a workpiece about an axis to permit shaping, sanding, and other operations. Lathes are used to create a wide variety of things, from pens to bowls and more.



Safety Rules

1. Select stock carefully and inspect it closely before undertaking a project. Avoid using wood with knots or splits.
2. Rough out your workpiece with a band saw before mounting it on the lathe.
3. When using the lathe, you must wear a full face shield in addition to your safety glasses with side shields.
4. Snug the tailstock center against the work and lock it. Lubricate the tailstock center if it is not a ball-bearing center.
5. Position the tool rest a little below center of the workpiece and no further than 1/8" from it. Stop the lathe periodically as you work to adjust the rest as the workpiece diameter decreases.
6. With the workpiece held in the lathe, rotate it by hand to be sure that it clears the tool rest.
7. Never adjust the position of the tool rest while the lathe is running.
8. Before turning on the power to the lathe, make sure the lathe is set to the lowest possible speed and that the stock is secure. Stand to the side of the machine on the initial start-up in case the workpiece flies off the lathe as it gets up to speed.
9. Keep tools off the lathe bed. Keep the woodturning tools on your side of the lathe so you don't have to reach over the workpiece for them.
10. Keep the woodturning tools sharp. A dull chisel requires excessive feed pressure.
11. Hold the turning chisel firmly and brace it securely against the tool rest.
12. Make contact with the work cautiously, and then slowly make the cut more aggressive.
13. Don't use your fingers to check the work for roundness while the lathe is running, especially during roughing operations. Stop the lathe to check the progress, or rest the blade of the tool lightly against the work as it turns.
14. Clean up wood shavings and sawdust often. Sawdust can create a slipping hazard.
15. Remove the tool rest before sanding or polishing on the lathe.
16. When sanding, remember that the spinning stock will cause the sandpaper to heat up from friction. So sand on a low speed; sand on the back side of the stock.

please support our kcwg sponsors

COMPANY NAME	ADDRESS/WEBSITE/DESCRIPTION	KCWG DISCOUNT AMOUNT
 <p>Schutte LUMBER CO. Since 1880</p>	<p>Schutte Lumber Company 3001 Southwest Blvd. • Kansas City, MO 816.753.6262 • schuttelumber.com Timbers, cedar, siding and pattern profiles, specialty hardwoods, treated lumber, Festool power tools, decking, fasteners and hangars.</p>	<p>10% Show current membership card on order/payment</p>
   <p>Phillips Safety Products, Inc.</p>	<p>Phillips Safety Company Middlesex, NJ 888.245.6638</p> <p>Three websites to serve KCWG members, each offering a 25% member discount (Use code KCWG25)</p> <p>rx-safety.com - Prescription safety glasses, reading and magnifying glasses, hearing protection</p> <p>myeyewear2go.com - Eyeglasses, sunglasses, prescription sunglasses, sports and specialty glasses</p> <p>phillips-safety.com - Laser safety glasses, welding and IR safety glasses, radiation protection, glassworking eyewear</p>	<p>25% INPUT coupon code KCWG25 to receive discount</p>
 <p>Gain the Paxton Advantage!</p>	<p>Frank Paxton Lumber Co. 6311 St John Avenue • Kansas City, MO 816.920.5251 paxtonwood.com Hardwood lumber and plywood, panels, molding, acrylic and decorative surfaces.</p>	<p>10% Show current membership card on order/payment</p>
	<p>Lee Valley Reno, NV 888.983.1865 Leevalley.com</p> <p>Hand tools, power tools, hardware and accessories.</p>	<p>15% educational Application form available at Guild</p>
	<p>Liberty Hardwoods 3900 N Kentucky Avenue • Kansas City, MO 816.231.0852 libertyhardwoodsinc.com Hardwood lumber, plywood, trim, hardware and accessories.</p>	<p>10% Show current membership card on order/payment</p>
 <p>You shop. Amazon gives.</p>	<p>Amazon Smile smile.amazon.com</p> <p>On-line power equipment, tools accessories, etc.</p>	<p>No Guild discounts. However, a percentage of all sales are given to the Guild</p>

MAY 2022 OPEN SHOP SCHEDULE

day	May	Date	9am	10	11	12	1	2	3	4	5	6	7	8	9pm
Sunday	May	1		Chuck Saunders					Chris McCauley						
Monday	May	2						Ron Haw				Gary Strohm			
Tuesday	May	3	Gary Creek			Craig Arnold							Kara Paris		
Wednesday	May	4	Roger Bartlett									LC Meeting			
Thursday	May	5	Gary Mielke									Training			
Friday	May	6						David Krug							
Saturday	May	7	Mike Jones					Basic Skills Class Free Just Show Up	George Rexroad						
Sunday	May	8		Rob Young						Mark Waugh					
Monday	May	9	John Sloss				Ron Haw					Woodturners General Meeting			
Tuesday	May	10	Matt Nowak			Ron Lomax			Craig Arnold			Roland Mohler			
Wednesday	May	11	Bob Caldwell				Terry Johnston					Scrollsaw SIG			
Thursday	May	12	Gary Mielke									Training			
Friday	May	13		Curtis Alexander				Ed Stewart				Barb Hinton			
Saturday	May	14	Dave Kraatz				Norm Carpenter								
Sunday	May	15		Chuck Saunders						Chris McCauley					
Monday	May	16	Jerry Thompson					Ron Haw				Gary Strohm			
Tuesday	May	17	Gary Creek			Craig Arnold							CNC SIG 6:30		
Wednesday	May	18	Roger Bartlett									General Meeting			
Thursday	May	19	Gary Mielke									Training			
Friday	May	20						Mike McCauley				Kenan Orhan			
Saturday	May	21	Dave Kraatz					Tom Smoller							
Sunday	May	22		Rob Young				Handtool SIG	Wayne Peterson						
Monday	May	23	John Sloss					Ron Haw				Kolton Stimpert			
Tuesday	May	24	Matt Nowak			Ron Lomax			Craig Arnold			Roland Mohler	Carving SIG		
Wednesday	May	25	Bob Caldwell									Kevin Thomas	Laser SIG		
Thursday	May	26	Gary Mielke									Training			
Friday	May	27						Ed Stewart				Rick Chandler			
Saturday	May	28	Dave Kraatz				Don Steele								
Sunday	May	29		Chuck Saunders						Mike McCauley					
Monday	May	30						Ron Haw							
Tuesday	May	31	Gary Creek			Craig Arnold						Rick Chandler			

TENTATIVE

JUNE 2022 OPEN SHOP SCHEDULE

	June	Date	9am	10	11	12	1	2	3	4	5	6	7	8	9pm
Wednesday	June	1	Roger Bartlett									LC Meeting			
Thursday	June	2	Gary Mielke									Training			
Friday	June	3						David Krug							
Saturday	June	4	Mike Jones					Basic Skills Class Free Just Show Up	George Rexroad						
Sunday	June	5		Chuck Saunders					Chris McCauley						
Monday	June	6						Ron Haw				Gary Strohm			
Tuesday	June	7	Gary Creek			Craig Arnold							Kara Paris		
Wednesday	June	8	Bob Caldwell				Terry Johnston					Scrollsaw SIG			
Thursday	June	9	Gary Mielke									Training			
Friday	June	10		Curtis Alexander				Ed Stewart				Barb Hinton			
Saturday	June	11	Dave Kraatz				Norm Carpenter								
Sunday	June	12		Rob Young					Mark Waugh						
Monday	June	13	John Sloss				Ron Haw					Woodturners General Meeting			
Tuesday	June	14	Matt Nowak			Ron Lomax			Craig Arnold			Roland Mohler			
Wednesday	June	15	Roger Bartlett									General Meeting			
Thursday	June	16	Gary Mielke									Training			
Friday	June	17						Mike McCauley				Kenan Orhan			
Saturday	June	18	Dave Kraatz					Tom Smoller							
Sunday	June	19		Chuck Saunders					Chris McCauley						
Monday	June	20	Jerry Thompson					Ron Haw				Gary Strohm			
Tuesday	June	21	Gary Creek			Craig Arnold									
Wednesday	June	22	Bob Caldwell									Kevin Thomas			
Thursday	June	23	Gary Mielke									Training			
Friday	June	24						Ed Stewart				Rick Chandler			
Saturday	June	25	Dave Kraatz				Don Steele								
Sunday	June	26		Rob Young				Handtool SIG	Wayne Peterson						
Monday	June	27	John Sloss					Ron Haw				Kolton Stimpert			
Tuesday	June	28	Matt Nowak			Ron Lomax			Craig Arnold			Roland Mohler		Carving SIG	
Wednesday	June	29	Roger Bartlett												
Thursday	June	30	Gary Mielke									Training			

WOOD WORDS

NOTES & ANNOUNCEMENTS

SAFETY ORIENTATION

To participate in this program you should have:

- ❖ Received a Welcome email from the Membership Director (membership@kcwoodworkersguild.org) that provides instructions, link and password for the online test. (A link to access the safety test is also provided in the Members Only area of the website. Request the safety test password from safety@kcwg.org to receive the test password if you cannot find your welcome email.)



- ❖ Studied these **Safety Sheets**.
- ❖ Completed the on-line safety test **no later than 48 hours before the orientation session**.
- ❖ Upon completion of the **on-line safety test**, you were prompted to print the results, **which must be brought to the safety orientation**.

- ❖ Printed the **Liability Waiver**, signed it, and brought it with you to the orientation.
- ❖ Show up 30 minutes early on the day of the orientation program.



This **Orientation is free**, but the **test results and the waiver must be presented at the session**.

If you have read and understand the information and have completed the necessary steps you may sign up for the next orientation session by Clicking [HERE](#)⇒ [I'D LIKE TO SIGN UP for SAFETY ORIENTATION](#)

TRADITIONAL BANDSAW BOX WITH A LID

CHECK BACK
Dates for this Class
Posted soon!!!

**Description:**

This beginner plus class will focus on the gluing up of a block and the making of a traditional bandsaw box with a lid. This is a good course to become familiar with the bandsaw.

The box will feature different material types to create a decorative box.

The class will be taught

Instructor(s): George Rexroad

in 2 sessions:

Class Level: Basic

- ❖ 2 hours on Thursday
- ❖ 4 hours on Saturday

Portion of shop restricted to class use: Hand Tool Room

Sessions: This one class is taught over two sessions:

- ❖ Thursday, September 1st; 5:00pm – 7:00pm
- ❖ Saturday, September 3rd; 9:00am - 1:00pm

Maximum Class Size: 4

Minimum Class Size: 2 (If the minimum class size isn't met, the class will be canceled)

Fee: Sawdust Maker: \$50.00

Woodworker Plus and Benefactor with 20% discount \$40.00 Payment is required at the time of Sign Up. Please use the Guild's PayPal account attached to the Sign-Up to pay for the class.

Location: Kansas City Woodworkers' Guild Shop
 3189 Mercier St
 Kansas City, MO 64111

Green Tag: Required? YES

Thursday night will be spent gluing up of the block. The block will need to dry for at least 24 hours. This glue up process will take about 2 hours.

Saturday will be used to clean up the block, attaching the pattern, cutting the various box parts, and assembly.

After class: Finish sanding. Apply finish.

Expected Skills: Familiarity with the use of the band saw.

Tool List: Pencil, Small square

For Guild Members Only – Not a member? Join [HERE](#).

See the full class description and Sign Up by Clicking [HERE](#) ⇒ [Lidded Bandsaw Box Sign Up](#) for the Lidded Bandsaw Box

NOT OPEN for SIGN UP YET!

ROUGH TO READY (A BASIC HANDS-ON INTRODUCTION TO WOODWORKING)

(THIS CLASS IS AVAILABLE ONLY TO GUILD MEMBERS)

Instructors: Mike McCauley, John Sloss, Ed Stewart, George Rexroad, Kathryn Dingley, Alex Scott, or Tom Vece.

Fee: Sawdust Maker: \$50.00. Woodworker Plus and Benefactor Members with 20% discount: \$40.00

Payment is required at the time of Sign Up. Please use the Guild's PayPal account attached to the Sign-Up to pay for the class.

Green Tag: IS NOT REQUIRED for this class, and successful completion of the class will result in your **Green Tag** being issued.

Class size is limited to just one, or two students with a qualified instructor.

Prerequisites: You must be a FULLY PAID member of the Kansas City Woodworkers Guild at the Sawdust or Woodworker Plus level and MUST have completed the KCWG Online Safety Test with a score of 90% or better preferably before signing up for your class, but not more than 48 hours after signing up for your class. If Safety Test is not completed within 48 hours, your scheduled class will be

reopened and you will not be able to reschedule until your Safety Test requirement has been completed. You will not lose your payment but will need to reschedule through the R2R coordinator.



Items you will need to bring to class with you: apron, 6" metal ruler, 6" combination square, small machinist square, pencil (mechanical suggested), 6' to 16' tape measure, ANSI Z87.1 approved safety glasses.

Time & Class Size: Varies (See the individual class sign-up comments in SignUp Genius or the scheduled times)

Location: All classes are held at the Kansas City Woodworkers Guild Shop
3189 Mercier St.
Kansas City, MO 64111

See the full class description and Sign Up by Clicking [HERE](#) ⇒ [I'D LIKE TO SIGN UP FOR AND TAKE THE ROUGH TO READY CLASS.](#)

DUTCH TOOL CHEST CLASS

Instructors: Rob Young and Wayne Peterson

Class Level: Basic / Intermediate

Sessions: This class will last for five (5) consecutive days. (the classes build on each other):

Wednesday, June 1st; 9:00am – 6:00pm

Thursday, June 2nd; 9:00am – 6:00pm

Friday, June 3rd; 9:00am – 6:00pm

Saturday, June 4th; 9:00am – 6:00pm

Sunday, June 5th; 9:00am – 6:00pm

Portion of shop restricted to class use: Hand Tool Room

Maximum Class size: 5

Minimum Class Size: 3
(If the minimum class size isn't met; the class will be canceled.)

Fee: Sawdust Maker: \$295.00

Woodworker Plus and Benefactor Members with 20% discount: \$236.00

Payment is required at the time of Sign Up. Please use the Guild's PayPal account attached to the Sign-Up to pay for the class.

Location:

KCWG Shop

3189 Mercier St

Kansas City, MO

64111

Green Tag: Required

Description:

In the October 2013 issue of Popular Woodworking Magazine there appeared a design for a tool chest well suited to the beginning and intermediate woodworker who also desires to improve their hand tool skills. The so-called Dutch Tool Chest was

re-introduced to the world by Chris Schwarz in his magazine article, blog postings and an appearance on The Woodwright Shop with Roy Underhill.

The Kansas City Woodworkers' Guild is happy to announce that we will be offering workshop sessions to our members for them to create, using primarily hand tools, a Dutch Tool Chest of their own. We will have 5 workshop days scheduled so come ready to work!

We will be using the essential joinery techniques such as dovetails, dados, tongue and groove, and simple moldings. All done without power tools. Additional skills will include measuring and

marking and basics of stock selection and preparation with emphasis on handwork.

Tool List (See the PDF attached to the Sign-Up)

The tool list for this workshop is split into two parts, the first part lists tools that are strongly recommended. These are tools (as many as possible) that participants should bring. They are the tools that are difficult to share and

oftentimes are of a personal nature for setup and use. The second list gives additional tools that can make the work go more quickly.

The KCWG shop has examples of many of these tools and the instructor will be bringing examples for student use. Make sure the tools you bring are in



Continued on Page 25

Continued from page 24

good working order as we will not have time during the workshop to sharpen or otherwise rehabilitate your latest \$0.25 garage sale triumph. Contact Rob Young (rwyoung@ieee.org) in advance if you have questions or need help.

This list may receive minor additions or changes prior to the class. Please check your email for the latest edition.

Note, many tools are given by the model number used by Stanley Toolworks. These are not to be taken as definitive examples, just helpful when

searching and sorting.

For Guild Members Only – Not a member? Join [HERE](#).

See the full class description and Sign Up by Clicking [HERE](#) ⇒ [I Want to Sign Up for the Dutch Tool Box Class](#)

**DON'T WAIT ONLY ONE SPOT REMAINS
AS OF MAY 14, 2022. SIGN UP IS
FIRST COME ★ FIRST SERVED**

KCWG LASER ENGRAVER TRAINING



Kansas City Woodworkers' Guild's new Rabbit Laser Engraver

Only Guild Members are allowed to take Guild Classes.

To be able to use the Rabbit Laser Engraver you MUST receive specific training for the KCWG Laser.

This initial training will be offered 2nd & 4th

Wednesday Evening in two sessions; 6:30 pm-8:00 pm & 8:30 pm-10:00 pm. 1st Wednesday due to Leadership Committee & Board of Director meetings and 3rd Wednesday each month due to General Meeting, we will offer only one session of 5:00pm-6:30pm.

Classes will be limited to 4 students per class, so students can see the control panel and understand the particulars of the Rabbit Laser Engraver. For those previously using the Johnson County Library laser engraver this is largely different.

These Classes are being offered by the Laser Engraver SIG at no charge, but class size is strictly limited. Only those registered for the class will be permitted to attend the training.

Please review the available slots below and click on the button to sign up. Thank you!

To sign up for one of the Laser Engraver training classes click ⇒ [Laser Engraver Training](#)

GUILD ACTIVITIES AT THE SHOP

Always check the guild website before leaving home to be sure that a scheduled event is actually taking place.

There will also be times when the shop will be closed to open shop periods due to a special meeting, class or event. These closures will be clearly noted on the monthly open shop schedule and are typically highlighted by a color other than the green background that normally indicates an open shop period.

BOARD & LEADERSHIP COMMITTEE & GENERAL CONTACTS DIRECTORY

President.....	Cal Hobbs	president@kcwg.org
Vice-President	Mike McCauley	vicepresident@kcwg.org
Secretary	David Roth	secretary@kcwg.org
Treasurer.....	Gary Mielke	treasurer@kcwg.org
Member-at-Large	Craig Arnold	memberatlarge@kcwg.org
Director of Assets.....	Chuck Saunders	assets@kcwg.org
Communications - Questions, comments & suggestions.....		teamcomms@kcwg.org
Director of Communications.....	Brian Rorabaugh.....	communications@kcwg.org
Director of Events.....	Chris McCauley.....	events@kcwg.org
Library - Questions, comments & suggestions.....		teamlibrary@kcwg.org
Librarian.....	Don Steele.....	library@kcwg.org
Newsletter Editor	Ron Haw	newsletter@kcwg.org
Director of Membership.....	Jim Berard.....	membership@kcwg.org
Director of Programs.....	Matt Nowak	programs@kcwg.org
Director of Safety.....	Steve Venne.....	safety@kcwg.org
Director of Sponsorship.....	Duane Miller.....	sponsorship@kcwg.org
Director of Training.....	Kevin Thomas.....	training@kcwg.org
Asst Director of Training.....	Brent Murphy.....	assttraining@kcwg.org
Videos - Questions, comments & suggestions.....		teamvideo@kcwg.org
Website - Questions, comments & suggestions.....		teamweb@kcwg.org
Web Master	Open.....	webmaster@kcwg.org

ESSENTIAL LINKS & SERVICES

Kansas City Woodworkers Guild Website.....	https://kcwg.org
Guild Training and Available Classes.....	http://kcwg.org/classes/
Members Only Section (Password Rqd).....	http://kcwg.org/member-only-area/
Guild Photo Bank and Upload Center	https://member.kcwg.org/photo-submission/
Place a Classified Ad.....	classifieds@kcwg.org
KCWG Facebook Page.....	https://www.facebook.com/kcwgw
KCWG Videos	https://kcwg.org/videos

KANSAS CITY WOODWORKERS' GUILD SPECIAL INTEREST GROUPS (SIG'S)

Carving SIG	carvingSIG@kcwg.org
CNC SIG	cnc@kcwg.org
Hand Tool SIG	handtoolSIG@kcwg.org
Laser SIG	laserSIG@kcwg.org
Scroll Saw SIG	scrollsawSIG@kcwg.org

VISIT THE KANSAS CITY WOODWORKERS GUILD ONLINE AT WWW.KCWG.ORG

