

WOOD WORDS



Kansas City Woodworkers' Guild

PUBLISHED BY THE KANSAS CITY
WOODWORKERS GUILD

3189 MERCIER ST * KANSAS CITY * MO * 64111

IN THIS ISSUE...

NOTE: You may go directly to any article shown below by simply clicking on the article name:

| | |
|---|-----------------------------|
| President's Comments | 1 & 2 |
| Membership Director's Report | 2 |
| 2022 Election of Officers..... | 3 |
| Safety Notes | 4 |
| Hand Tool SIG..... | 5 |
| From the Training Desk | 7 |
| Librarian's Corner | 7 |
| Financial Report | 9 |
| From the Shop..... | 13 |
| Woodwords: The Podcast..... | 13 |
| Laser Engraving SIG | 15 |
| Communications Report | 17 & 18 |
| CNC SIG | 18 |
| New Member Welcome | 20 |
| April Open Shop Schedule | 22 |
| May Tentative Open Shop Schedule | 23 |
| April '22 Machine Safety Review | 24 |
| KCWG Contact Information..... | 25 |

PRESIDENT'S COMMENTS

As my tenure as Guild president winds down, I want to thank the Board of Directors, the Leadership Committee, and all the members for their encouragement, support, and guidance you've shown me over the last four years.

I began my first term as we concluded mediation with an ex-member. Many of the items in the mediation agreement continue to be a part of the day-to-day operations of the Guild and will remain intact as the Guild Leadership strives to keep the members informed.

Then Covid-19 shuts down, not only the shop, but also, the entire country. I did a lot of reading about woodworking and not much actual sawdust making. It was a depressing time.

Finally, the shop reopened, albeit on a limited basis and with social distance dictating the space between benches and people. Membership numbers did drop during the shutdown and rebounded well

after the restrictions were lifted.

The Guild negotiated a new lease with the new landlord. Though no formal plans have been made, the Guild continues to research opportunities to provide training and classes to a wider audience, possibly in a larger, better suited location.

It takes a lot of people to keep the Guild running like the gleaming, well-oiled machine it is. If you, as a member, feel the pull to contribute

Continued on Page 2

Continued from page 1

more to your membership, please, volunteer. Teach a class, become a Shop Foreman or Lady, work. You will become a much better woodworker and become better looking, too.

That's it from the shop this month. See you in the shop and work safely. Masks are optional for the vaccinated and boosted, and strongly

encouraged for the unvaccinated. The Guild will continue this policy unless the city mandates something different.

Sincerely,
Craig Arnold
KCWG
President



STANDING ON THE SHOULDERS OF GIANTS

Sir Isaac Newton (1613-1721), the genius English scientist that generated Theories of Gravity and the Laws of Motion was credited with saying ... **“If I have seen further than others, it is because I have stood on the shoulders of giants”**

His “giants” referred to those scientist and great thinkers that preceded him and influenced his thinking. Most likely this was a reference to Nicholas Copernicus (1473-1543) and Galileo Galilei (1564-1642); astronomers who postulated that the universe was heliocentric (sun centered) versus geocentric (earth centered).

Many of us at the Guild have benefitted from “the shoulders” of several of our accomplished fellow woodworkers and instructors. A small project that I recently completed for a friend of mine brings this thought into focus.

My friend wanted wooden handles for an 1897 H&R pistol that had been a gift



to him from his father. The picture shows the walnut handle attached to the pistol via an imbedded threaded insert.

The “giants” here at KCWG upon whose shoulders I stood to complete this small project included Mike Jones (Knife Class) and how to finish knife scales, Mike McCauley & Curtis Alexander (Laser Training) that allowed me to engrave the handle with my friends dad's initials, David Roth's (Skill Builder) for a quick intro to epoxy resins which I used to highlight the initials, and finally Craig Arnold (Finishing Class) for the final shellac wash coat & wax polish finish.

If you keep your eyes & ears open around the shop and can sign up for classes and attend the free skill builders ... who knows how far you can take your next “little project”. Our Guild is blessed with a multitude of talented individuals that are willing to share their skills and knowledge so that we all can “see a little further”.

Jim Berard
Director of
Membership



Kansas City Woodworkers' Guild, Inc.

Dedicated to education, community service and safety



The Guild Board of Directors determined that due to the continuing interruption of business as usual and low General Meeting attendance, the annual leadership election should be conducted by email.

The Guild is seeking Members interested in contributing to the Guild management through volunteer participation in the Leadership Committee and Board of Directors. Assistants to Leadership Positions are also needed. New Board members and Leadership Committee directors will be elected April 20, 2022 via electronic ballot, all ballots must be received before April 19. (KCWG must receive 90 votes to meet quorum).

At the time of writing this article only 2/3 of the votes required have been received. **YOUR VOTE COUNTS!**

The Guild Director and Board Member elections for the even year, 2022, are as follows:

Nominations for Guild Board Member Positions (President, Vice-President, and Member-at-Large): per Guild by-Laws, Board of Directors are elected to the Board but appointed to their positions

- **Cal Hobbs – (President)**
- **Mike McCauley – (Vice President)**
- **Craig Arnold – (Member-at-Large)**
- **David Roth – (Secretary)**

Nominations for open positions on the Guild Leadership Committee are:

- **Kevin Thomas – Training Director**
- **Jim Berard – Membership Director**
- **Steve Venne – Safety Director**
- **Brian Rorabaugh – Communications Director**

The term for each position is two years, other Board and Director positions are elected in odd numbered years.

To VOTE simply send an email to the Guild Secretary with Vote in the subject line and Approval or Disapprove with your name in the message section. If you include your email address that helps the secretary.

Submit your vote to Guild Secretary, Mike McCauley, secretary@kcwoodworkersguild.org

from the Guild Secretary (secretary@kcwoodworkersguild.org)

**Mike
McCauley**
Secretary



SAFETY NOTES AND COMMENTS

Greetings and Farewell all at the same time. It is with some sorrow, but also with great gladness that I can announce that I am stepping aside as Safety Director and passing the baton off to Steve Venne (pronounced vain). When I accepted the request from John Sloss to take over as Safety Director, little did I know that I would enjoy doing it so much. Granted, there have been several



occasions I had regrets, but for the most part, it has been a good run as your Safety Director. I want to thank all of you who participated on our safety committee during my tenure, and I would encourage you to consider participating on the Safety Committee if you are considering getting involved in leadership. We don't meet as often as we might or should, but we manage to get things done. I say it quite often in our safety orientations, we need new folks to jump in and get involved wherever possible. There are ample opportunities to contribute to the future of our Guild. Safety is a very important aspect of our Guild shop and as we grow and expand, we will need more folks to step in and lend their expertise or knowledge to make the shop as safe as it can be.

Steve Venne is coming in after being a member only a couple of years. Steve is a professional culinary instructor, and you can usually see him in the shop working on boxes and various other small projects. I admire Steve for saying "yes" when he was asked to take on a leadership role. This is the type of willingness we need to see more of. Many of you may ask yourself, "what do I know about safety and what could I possibly offer to the committee?" I can tell you from my own experience, you will learn and grow from your involvement in Safety or some other aspect of leadership with our Guild. As a long-term member, I can tell you that being a part of an organization like the KCWG is a great experience, but even greater still, is the contribution you can make to being part of the leadership team. Don't ask yourself "why" but instead ask "how" can I get involved. You won't regret it.

On a brief note, regarding safety, I witnessed something on Sunday while doing the shop tour with our new members. One of our members was using the lathe. He had the tool rest set in the proper position, but he kept catching the tool on his work and this happened several times. I noticed he was holding the turning tool with both hands, but he was doing so with both of his hands on the handle. We cover the proper positioning

of the tool rest in our safety guidelines, but we don't get into technique. It is really important that you hold the tool by the handle with your dominant hand, but then hold the steel part of the tool with your non-dominant hand, resting it on the tool rest, but keeping the tip of the tool under control with that non-dominant hand. This gives you much greater control of the depth of your cut and keeps that end of the tool in a more fixed position. If you are like many of us, you should watch a wood turner video or come in when the Turners are in one of their open-turn times, and observe how it is done. Better yet, if you aren't sure about how to do it correctly/safely, just ask one of those guys to give you a few pointers. I can guarantee you will be taken care of. Like many of our guys and gals in the shop, all you need to do is ask for someone to help you and one of the Turners will be happy to share their knowledge. That is one of the greatest things that comes with Guild or Turners membership.

I'll see you in the shop.



Mike Jones
Director of Safety

KANSAS CITY WOODWORKERS' GUILD HAND TOOL SIG

APRIL 24, 2022 2PM TO 4 PM

This Sunday we continue work on a four meeting project, a candle box in Ejner Handberg's Shop Drawings of Shaker Furniture & Woodenware Vol II (page 65). This project is a good match for building hand tool skills. We started with 4/4 stock and have progressed to properly sized parts and the dovetail joints at the four corners.

Now that the dovetails are complete we can markout for any interior dividers before final assembly of the four sides. The dividers are held by housed dados cut with chisel and router plane. The house dado allows us to profile one edge of the divider and still not show the end of the dado. And we need to prepare the box for adding the bottom and hinges.

We expect this project to take one more session in May. You are more than welcome to build along (you must have a "green card" for working in the shop) or just kibitzing and taking notes. Remember, **the Hand Tool SIG is always free and open to members and guests.**



The third session, this Sunday April 24th from 2pm to 4pm, will concern itself with completing our dovetails and installing dividers followed by the glue-up and any touch-ups required..

So please join us on **Sunday from 2pm to 4pm** as we continue a project made solely with hand

tools. Please note the Open Shop will end at 2pm and resume at 4pm.



Notes for those that wish to participate in making a candle box:

Tools for this session include a marking knife, woodworking square or combination square, a few chisels, 1/4" and 1/2" would be useful, a router plane, a dovetail saw and a fine point mechanical pencil. A shooting board and suitable plane can be used to fine-tune our workpieces. The KCWG has examples of all these tools but feel free to bring your own.

Have a question, click on the email address below to send me a note at:

handtoolsig@kcwg.org



Rob Young
Hand Tool SIG
Coordinator

Bloomer



Hardwoods

Products Available at Bloomer Hardwoods

- Ash 4/4 & 8/4
- Cedar Aromatic
- 4/4, 8/4, & 12/4
- Cherry 4/4, 8/4 & 12/4
- Maple 4/4
- Pecan 4/4 & 8/4
- Red Oak 4/4 & 8/4
- Walnut 4/4 & 8/4
- White Oak 4/4
- Plywood for Cabinets
- And many other Local Hardwoods

Offered Services

- Log Milling
- Custom Drying 20,000 bf
- Planing
- Straight lining
- Glued Panels
- Wide Belt Sanding
- Profile Replication
- Custom Moulding
- Template matching of existing pattern

Phone: 816.330.3596

13585 45 Highway, Platte City, MO 64079

Hours: MONDAY - FRIDAY 8:30AM - 4:30PM

FROM THE TRAINING DESK FOR APRIL 2022

As I prepare to take over for current Director of Training, Norm Carpenter, I must take a few minutes to reflect on Norm's time as director. I can say with all honesty that he did a great job. With him in the job we continued to train new members in Basic, Intermediate, and now Hand Tool Woodworking.. These have become our most popular classes and continue to be a big draw to bring new members to the Kansas City Woodworkers' Guild. Norm also brought such talented instructors as carving artisan, Mary May, former and current editors of *Fine Woodworking*, Matt Kenney and Mike Pekovich. Part of this while having to work around Covid-19 protocols. Thanks for doing such a great

job, Norm. We expect nothing less from a woodworker named Norm (insert Flannel Shirt here).

I have every intention of continuing the tradition set forth by my predecessors. But, I'm afraid I have to prepare you for a possibility. We all know how the supply chain has affected our day to day life. It has had the same effect on wood and the supplies needed by woodworkers to build their projects. While purchasing from our sponsors, offers some relief we must be prepared for some prices to inflate. Just like a gallon of gas is near \$4.00 a gallon, Walnut nears \$12.00 or more a Board Foot. So be aware that if that class you want to take cost a little more than

before, there is a reason. I will do my best to offer classes at a reasonable rate but, I'm not going to spout "Read my Lips, No New Taxes". My goal is to offer you a quality class where the Guild breaks even. Nothing more and nothing less.

So I continue to ask for your suggestions on classes, subject matter, and Instructors. I have a few ideas in the works but I'm always hoping for more. So if you have a request or suggestion, send it to me at training@kcwg.org. Thanks.


Kevin Thomas
Future Training
Director



DON'S "NOTES FROM THE LIBRARY"

The Library patron file has been updated with the 2022 membership renewal information. If you joined after the end of February, you are likely not in the Library patron file and will need to be added manually. Send an email to librarian@kcwoodworkersguild.org or Library@kcwg.org to let us know you need to be added. We will need the email address you use for the Guild, your name, and your membership number (found on the back of your name badge).

Books for the Library are obtained through donations. We are in the process of adding these donations to our online catalog. There are three shelves in the last bookcase that are marked as containing books to be added. These are not




available for checkout yet. We will announce in the Newsletter as these books are added to the catalog. If you have trouble getting a book checked out or any other Library issue please send an email to:

librarian@kcwoodworkersguild.org -or- library@kcwg.org.

Don Steele
KCWG
Librarian



MEMBER PROJECTS



John Teleger

OWL Medallion

Materials: 1/8" Baltic Birch

Points of Interest: Scroll Saw Work

**Photos Courtesy
Neal Ray Shoger**

Louis Armstrong

Recovered Froe

Materials: Beach

*Points of Interest: Long Session in
Electrolite Bath for Iron*



KCWG FINANCIAL UPDATE

The first quarter of 2022 is behind us. The year started off great, the number of membership renewals was above forecast. The number of new members and class registration were also above expectations.



We need to give Jim Berard, Director of Membership, credit for the successful first quarter. He managed to keep up with membership renewal and new member application, which is a fulltime job during the first quarter. He also reorganized the membership name tag board to reflect the 2022 membership. Without volunteers like Jim the Guild could not function.

There are also several fund-raising projects in the works. The largest by far is the Turf Box order. The project, when completed, will pay for the laser engraver that the Guild purchased last year. Please volunteer when requests are sent out.

If the first quarter is any indication, the Guild should have another successful year. Please join in and help to ensure that success.

The monthly statements of operations are available in the Members Only area of the web site in the financial section. Please look at the reports and let me know if there are any questions.

**Gary
Mielke**
Treasurer




DO YOU HAVE a Committee Meeting, SIG Team Meeting, Training Meeting or other meeting that you need to schedule and would like to keep people from having to attend in person?

HOLD YOUR MEETING ONLINE!

All that you need to do to set up your meeting is send a message to: communications@kcwg.org with the email addresses of the people you want to invite, the date and time of your meeting and we will set the meeting up for you.

THAT'S ALL THAT THERE IS TO IT!

PLEASE SUPPORT OUR KCWG SPONSORS

| COMPANY NAME | ADDRESS/WEBSITE/DESCRIPTION | KCWG DISCOUNT AMOUNT |
|---|--|---|
|  | Katsura Cutlery Houston, TX katsuracutlery.com Knives, knife blanks and knife making instructions. | 10% 15 - 20% on some sales items Identify KCWG membership on order |

| COMPANY NAME | ADDRESS/WEBSITE/DESCRIPTION | KCWG DISCOUNT AMOUNT |
|--|--|---|
|  <p>Baird Brothers FINE HARDWOODS Our Family's Heritage Your Family's Home</p> | <p>Baird Brothers Fine Hardwoods (Cherry Sponsor) Canfield, OH 800.732.1697 • bairdbrothers.com</p> <p>Hardwood lumber and plywood, custom millwork, mouldings, interior doors, stair parts and tools.</p> | <p>10% Identify KCWG membership on order</p> |
| <p><i>Bloomer Hardwoods</i></p> |  <p>(Pine Sponsor) Phone: 816.330.3596 13585 45 Highway Platte City, MO 64079</p> <p>Hours: MON - FRI 8:30AM - 4:30PM</p> | |
|  <p>Stone's Sticks Stone Ductiniere, Owner Hardwood for crafting, DIY projects, outdoor and indoor firewood. Follow us on Facebook: Stone's Sticks</p> <p>417 N. Colvada Ave. 620.931.8679 Burrton, MO 64702 stonessticks2019@gmail.com</p> | <p>Stone's Sticks (Pine Sponsor) Burrton, KS 620.931.8679 stonessticks2019@gmail.com</p> <p>DIY hardwood craft supplies, lumber, trim, cooking wood and firewood.</p> | <p>10% Show current membership card on order/ payment</p> |
|  <p>NEAL RAY'S PHOTOGRAPHY</p> | <p>Neal Ray's Photography 9 E Kansas Street • Liberty, MO 816.582.5968 nealraysphoto@gmail.com</p> <p>Photographic studio portraits.</p> |  |
| <p>SUPERIOR GRINDING</p> | <p>Superior Grinding 5315 Raytown Road • Raytown, MO 816.561.8665 superiorgrindingllc.webstarts.com</p> <p>Sharpening tools used by professionals and homeowners.</p> | <p>10% Show current membership card on order/ payment</p> |
|  <p>METRO HARDWOODS, INC.</p> | <p>Metro Hardwoods 4243 S Noland Road • Independence, MO 816.373.1710 metrohardwoodsinc.com</p> <p>Hardwood lumber, plywood, finishes, saw blades and bits.</p> | <p>10% Show current membership card on order/ payment</p> |

MEMBER PROJECTS

**Photos Courtesy
Neal Ray Shoger**



Ron Bennett

Project: Owl (top)

Eagle (Bottom)

Material: Tupelo

Finish: Acrylic



| COMPANY NAME | ADDRESS/WEBSITE/DESCRIPTION | KCWG DISCOUNT AMOUNT |
|---|--|---|
|  | Rockler (Mahogany Sponsor) 15340 West 119th Street • Olathe, KS 763.478.8214 rockler.com/olathe-store | 10% Show current membership card on order/payment-Some Restrictions May Apply |
|  | Woodcraft (Mahogany Sponsor) 8645 Bluejacket Road • Lenexa, KS 913.599.2800 woodcraft.com/stores/kansascity Power tools and accessories, hand tools, fasteners, hardware, wood, finishes, clamps, workbenches, personal safety equipment and education. | 10% Show current membership card on order/payment |
|  | Taylor Toolworks (Mahogany Sponsor) Columbia, MO 573.397.6432 taytools.com Specialty hand tools, supplies and fixture and jig hardware. | 10% INPUT coupon code KCWG10 to receive discount |
|  | L&K Hardwoods (Mahogany Sponsor) 3101 N Lentz Road • Independence, MO 816.249.4400 landkhardwoods@gmail.com • landkhardwoods.com Custom milling, kiln drying, hardwood lumber, live edge slabs, and custom furniture. | 10% Show current membership card on order/payment |
|  | Walrus Oil (Cherry Sponsor) Springfield, MO 816.848.8598 • https://walrusoil.com/ Oil and wax finishes for cutting boards, furniture and leather and waterless skincare. | 10% Identify KCWG membership on order Coupon Code: KCWG |
|  | Lie-Nielsen Toolworks (Cherry Sponsor) Warren, ME 207.273.2520 lie-nielsen.com Hand tools, sharpening and tool care products, workbenches and education for woodworkers. | 10% Offered only on purchases made at the annual guild tool show. Must show current membership card on order/payment at the guild |

FROM THE SHOP

Look but Don't Touch! This sign is not just for china shops and 5 year olds, it is suited for the shop as well. There is a lot going on in the Guild shop and there is always something to marvel at being built by one of your fellow members. It may be the restoration of a 140 year old window, an almost lifelike bird carving, a mind numbing complex joinery or just some of the most beautiful wood grain you have ever seen. Or as we found out a couple of Saturdays ago very

crisp screen printed logos on turf boxes where the ink had not dried yet. Looking at something never caused any harm, well except for the laser beam. Touching on the other hand, even being careless moving around others projects has caused damage. Nothing worse than returning from lunch, a phone call or the bathroom to find your project has been the object of someone's admiration and now you have to fix it. Hopefully it can be fixed. Unfortunately we can't hang the

other sign from the china shop

***“Lovely to look at,
Delightful to hold,
You break it,
You bought it,
You own it,
It's sold.”***



Chuck Saunders
Director of Assets

WOODWORDS: THE PODCAST FOR APRIL, 2022

Greetings Everyone. I hope you have been enjoying our Podcast. If you haven't been listening or watching, Why Not? Producer Chris McCauley and I have been doing our best to bring your some quality local interviews. I've been interviewing many of the most talented woodworkers that belong to the Kansas City Woodworkers' Guild. Some of their stories have been quite interesting and informative. You can find us on Spotify and on the Guild's YouTube channel if you like a visual podcast.

I want to take this opportunity to thank Mike Jones for stepping in for me and Guest Hosting an episode while I was under the weather. That

episode will hopefully air before our next membership meeting. Mike spoke to Cindy Lynn from Kansas City Hospice and Palliative Care about their We Honor Veterans Project. This will be coming up soon so look for it. Also, Norm Carpenter turned the tables on me and interviews me about taking over for him as Training Director. He didn't give me specific questions to prepare for, like I did for him, so I may hem and haw a bit at the answers. That one will be up soon. Finally, my interview with Chippendale furniture aficionado, Tom Smoller, is up now. If you get a chance check out his YouTube channel, it's worth the view.

On the books but not yet

done, I'll be interviewing Intarsia and Marquetry expert David Roth. I'll also be sitting down with the latest group of students from our Basic Woodworking class that just concluded. We'll be finding out just how much they learned.

Remember to always do the usual things for our podcast, Like Subscribe, Share, and comment as to how we're doing. As always, till next time *“Remember to Work Safe and Get Your Sawdust On”*.



Kevin Thomas
Future Training
Director



SAVE 15%

ROCKLER INTERLOCK SIGNMAKER'S TEMPLATE KITS, SCRIPT FONT

- Create professional-looking signs with flowing cursive lettering
- Templates lock together to form a stable base
- Includes guide bushing; 3" to 3⁵/₈" high

LETTERS AND SYMBOLS:

SALE: \$84.99 Reg. \$99.99 SKU: 57792

NUMBERS: **SALE:** \$33.99 Reg. \$39.99 SKU: 64759

ROCKLER SPRING-LOADED ONE-HANDED BAR CLAMP

- Just squeeze the trigger and the spring closes the jaws!
- Leaves your 2nd hand free to position parts

6" Reg. \$19.99 SKU: 69764


10" Reg. \$22.99 SKU: 65890



NEW


\$11.99 BD. FT.

15/16" LIMBA BLACK SHORTS
SKU: 64850



\$4.99 BD. FT.

13/16" HARD MAPLE
SKU: 67952



SPECIAL BUYS!

WHILE SUPPLIES LAST

IN STORE ONLY

\$14.99

2-PIECE SANDING BLOCK SET FOR 5" HOOK-AND-LOOP DISCS

- Perfect for detail sanding and hard-to-reach areas
- Comfortable knob and finger grips minimize fatigue
- Accepts standard 5" hook-and-loop discs



NEW



NATIONAL WOODWORKING MONTH SALE PRICING VALID 4/1 - 4/28/2022

15340 W 119th St. • Olathe, KS 66062 • (913) 815-2002 • Rockler.com

Please check Rockler.com for current store hours.

LASER ENGRAVER SIG

(MEETS 4TH WEDNESDAY EACH MONTH, BEGINNING APRIL 27)



Kansas City Woodworkers'
Guild's new Rabbit Laser Engraver

Before being allowed to operate the Laser Engraver you must complete the training offered by the Laser Engraver SIG.

As of the first of April, 78 members have been trained to operate the KCWG Laser Engraver with 16 more members scheduled to be trained before the end of April. Our first Laser Engraver SIG will be held at the Guild Shop on April 27th at 7:00 pm. More Laser Engraver training opportunities will be offered in May.

Recently we were asked which layer is for engraving and which layer is for cutting. The answer is any layer can be set for engraving or cutting. It all depends on the parameters the user sets. Remember that you have the potential for 29 layers and each layer can be set to engrave or cut. The T1 & T2 layers are for reference frames only and will neither engrave nor cut.

If you want to engrave, try 350-300 mm per second and between 20% - 35% power. Deeper or darker engravings can be achieved by adjusting speed vs power. There is a power "grid" sample block in the drawer below the Laser Engraver computer cart. If you want to cut, try 10 mm per second and 60%-75% power. Different woods will engrave or cut differently, but these parameters are a good place to start. Since we don't have specific guidelines for specific instances, as you find something that works write it down and share with the SIG when we meet on April 27th.

Our current guidelines are that each member using the Laser Engraver is limited to two-hours per day. *Clarification, if no one is waiting to use the Laser Engraver you can keep working until someone wants to use the laser, then relinquish the machine as quickly as possible.*

Remember; only wood can be engraved in the KCWG Laser Engraver, that each user must start and shut-down the Laser Engraver completely, and keys must be returned to the active foreman. Currently key hand-offs are not allowed.

When operating the Laser Engraver, it must be attended the entire time. If user needs to step away, they must have someone "babysit" the Laser Engraver. Foremen have been instructed to turn-off the Laser if left unattended, remove the keys, and the users time is over for the day.

The Laser Engraver SIG will be sharing ideas and best practices so if a user finds a setting that works well with a particular wood or type of engraving, record those settings and we will share them when the SIG meets. Rabbit Laser USA only offers very generic settings for engraving or cutting. Our goal is to allow every Guild member that wants to try Laser Engraving the opportunity to do so and to enjoy the productions that can be made using this versatile tool.

Have questions? Email the Laser Engraver SIG at:

LaserSIG@kcwg.org

**Mike
McCauley**
Laser Engraver
Special Interest
Group Co-Lead



MEMBER PROJECTS

**Tim Locke**

Project Name: Every Day Cabinet

Materials: Walnut

Finish Used: Watco Danish Oil

Points of Interest: Greene & Greene Design Details Achieved

Photos Courtesy Neal Ray Shoger

Wayne Peterson

Project Name: Small Boxes & Triangle

Materials: Cherry, Walnut and others

Finish Used: Shellac & Arm-R-Seal



COMMUNICATIONS REPORT

Spring has sprung, the birds are singing and the grass is growing. I noticed the trees in our neighborhood have just started to show signs of turning green in preparation for the coming summer. I know I'm ready for some truly warm weather and being able to spend some outdoor time without a coat, hat and gloves being close at hand.

This is the 62nd month that I've been putting together the monthly newsletter with the contribution of Mark Crowley who has been a huge help in building out the newsletter each month, my wife, Mary, who has patiently proofed every newsletter that I've been involved with and also each and every Board member, LC member and SIG Coordinator who have put up with my monthly nagging to get off their duffs and get their monthly plans and accomplishments written up and turned in so that the Newsletter Committee can get their commentaries out to the membership through the WoodWords Newsletter. Since we've been able to begin holding

'live' membership meetings again and meeting attendees have been able to bring in their projects and show them off during Show-n-Tell, Neal Ray of Neal Ray's Photography has been photographing those items so that we can include them in WoodWords. His photography talent is pretty awesome and we cannot thank him enough for this contribution.

Just last month we did a minor re-design of some of the page formats. We changed the typeface on the article titles and have redesigned the Table of Contents on the front page of the newsletter. The Table of Contents redesign was in preparation for our next improvement. This may take a few months to get it totally right, but starting this month, with the April 2022 edition of the newsletter, you can now go to the Table of Contents and if you see something that has special interest to you, simply click on the article title and you will be taken directly to that article in the newsletter. We've tested

this a number of ways and times and it appears to be working just fine. If you find that not to be the case, please send us a note describing your experience and we'll work to get it corrected. Notes and comments on the newsletter should be sent to: newsletter@kcwg.org.

We still have a few more things planned and coming in the near future for the newsletter, so keep on the lookout.

Brian Rorabaugh will be assuming my duties as Director of Communications at the upcoming membership meeting. Brian and I and others on the Communications Committee have been working with Brian to make the hand off as seamless as possible and I've committed to Brian that I will be available to help him right any of my screwups and misdeeds in the

Continued on Page 18

Continued from page 17

communications area. Brian has a strong computer and technical background so I don't anticipate him having many problems.

Lastly, I want to thank everyone on the Communications Committee for their help and support these past several years. Everyone has been very supportive and have stepped up to the

call whenever asked. Communications is a huge job and would be nearly impossible for one person to handle successfully. Thank you ALL!

Ron Haw
Director of
Communications
& Newsletter Editor



CNC ROUNDUP

CNC SPECIAL INTEREST GROUP (SIG) WILL MEET ON TUESDAY APRIL 19TH AT 6:30 PM.



CNC Special Interest Group (SIG) will meet on Tuesday April 19th at 6:30 PM.

The meeting will have a show and tell opportunity. Please bring in a CNC project so that the SIG can see the variety of project possibilities that are being created.

After the show and tell, the meeting will turn to the 4-axis turning center on the Maverick CNC. To get you familiar with the turning center, please go to the Legacy Woodworking website. Click on:

Online CNC Training Classes
CNC Training
Workshop Review

There you will find a March 23, 2022, training video for getting started on the Delta 4 axis Turning Center. Legacy created this fast start video to get Maverick users familiar with the operation of the turning center. This is a very good video worth watching. You can watch it here: <https://lwmcnc.com/class-review/>

Legacy also has fast start videos on using the Horizontal Table and another for the Vertical Table. These are all very good training videos to help you get started on using the Maverick.

Ed Stewart has been using the turning center to create an adjustable stool. He has overcome a number of challenges along the way which he can share with the group.

It will be an interesting and informative meeting. Please look at the training video and bring your questions the meeting.

See you Tuesday April 19th at 6:30

Questions to the CNC SIG may be emailed to: cnc@kwcg.org

Gary Mielke
CNC SIG



CHECK OUT TAYLOR TOOLWORKS FOR ALL OF YOUR FAVORITE BRANDS



TAYLOR TOOLWORKS GUILD PARTNERS PROGRAM

PLEASE WELCOME THESE 30 NEW MEMBERS WHO JOINED THE GUILD IN MARCH AND EARLY APRIL

| FIRST NAME.....LAST NAME | HOMETOWN | STATE..... | MEMBERSHIP..... | JOINED | |
|---------------------------------|--------------------------------|---------------------|------------------------|-----------------|-----------|
| Joshua Bennett..... | Kansas City..... | MO..... | Sawdust | 3/7/2022 | |
| Ian | Wolstenholme .Kansas city..... | MO..... | Sawdust | 3/7/2022 | |
| Matthew | Smith | Kansas City..... | MO..... | Sawdust | 3/9/2022 |
| Luke | Amey | Kansas City | MO..... | Sawdust | 3/10/2022 |
| Steve..... | Naasz | Overland Park | KS..... | Sawdust | 3/10/2022 |
| Dave | Baird | Stilwell..... | KS..... | Regular | 3/11/2022 |
| Richard | Meidinger | Lawrence..... | KS..... | Senior | 3/12/2022 |
| Warren | Aton | Kansas City..... | MO..... | WW+..... | 3/14/2022 |
| Jeff..... | Ryder | Olathe..... | KS..... | WW+..... | 3/14/2022 |
| Charleston | Andrews..... | Kansas City..... | MO..... | WW+..... | 3/15/2022 |
| Daniel..... | Schwartz..... | Olathe..... | KS..... | Sawdust | 3/15/2022 |
| Raya | Matthews | Olathe..... | KS..... | WW+..... | 3/17/2022 |
| Kimberly | Davis..... | Grain Valley | MO..... | WW+..... | 3/18/2022 |
| Kristina | Sevy..... | Grain Valley | MO..... | WW+..... | 3/18/2022 |
| Nate | Wheadon | Kansas City..... | MO..... | Sawdust | 3/21/2022 |
| Karrie | Patterson | Harveyville | KS..... | Benefactor..... | 3/22/2022 |
| Eddie..... | Winrow | Grandview | MO..... | Sawdust | 3/23/2022 |
| Clifford | Hill II..... | Overland Park..... | KS..... | Benefactor..... | 3/24/2022 |
| Eric..... | Martens | Kansas City..... | MO..... | Sawdust | 3/24/2022 |
| Adam | Parker | Overland Park..... | KS..... | Benefactor..... | 3/24/2022 |
| Mike..... | Clinesmith | Overland Park..... | KS..... | Senior | 3/26/2022 |
| Tim | Shoemaker | Lenexa..... | KS..... | WW+..... | 3/26/2022 |
| Simon..... | Abrahms | Kansas City..... | MO..... | Sawdust | 3/28/2022 |
| John..... | Hoffman..... | Lawson..... | MO..... | Sawdust | 3/28/2022 |
| Jonathan | Huff..... | Blue Springs | MO..... | Sawdust | 3/28/2022 |
| Jack..... | Anderson | Kansas City..... | MO..... | Sawdust | 3/30/2022 |
| Adam | Kilgore..... | Independence..... | MO..... | Sawdust | 3/30/2022 |
| Dan | Jordan..... | Liberty..... | MO..... | Benefactor..... | 3/31/2022 |
| Robert | Bettis..... | Lee's Summit | MO..... | WW+..... | 4/7/2022 |
| Brian..... | Williams..... | Liberty..... | MO..... | WW+..... | 4/13/2022 |

03/07/2022 - Current Membership: 838

| COMPANY NAME | ADDRESS/WEBSITE/DESCRIPTION | KCWG DISCOUNT AMOUNT |
|--|---|--|
|  <p>Schutte LUMBER CO. Since 1880</p> | <p>Schutte Lumber Company 3001 Southwest Blvd. • Kansas City, MO 816.753.6262 • schuttelumber.com Timbers, cedar, siding and pattern profiles, specialty hardwoods, treated lumber, Festool power tools, decking, fasteners and hangars.</p> | <p>10% Show current membership card on order/payment</p> |
|    <p>Phillips Safety Products, Inc.</p> | <p>Phillips Safety Company Middlesex, NJ 888.245.6638</p> <p>Three websites to serve KCWG members, each offering a 25% member discount (Use code KCWG25)</p> <p>rx-safety.com - Prescription safety glasses, reading and magnifying glasses, hearing protection</p> <p>myeyewear2go.com - Eyeglasses, sunglasses, prescription sunglasses, sports and specialty glasses</p> <p>phillips-safety.com - Laser safety glasses, welding and IR safety glasses, radiation protection, glassworking eyewear</p> | <p>25% INPUT coupon code KCWG25 to receive discount</p> |
|  <p>Gain the Paxton Advantage!</p> | <p>Frank Paxton Lumber Co. 6311 St John Avenue • Kansas City, MO 816.920.5251 paxtonwood.com Hardwood lumber and plywood, panels, molding, acrylic and decorative surfaces.</p> | <p>10% Show current membership card on order/payment</p> |
|  | <p>Lee Valley Reno, NV 888.983.1865 Leevalley.com</p> <p>Hand tools, power tools, hardware and accessories.</p> | <p>15% educational Application form available at Guild</p> |
|  | <p>Liberty Hardwoods 3900 N Kentucky Avenue • Kansas City, MO 816.231.0852 libertyhardwoodsinc.com Hardwood lumber, plywood, trim, hardware and accessories.</p> | <p>10% Show current membership card on order/payment</p> |
|  <p>You shop. Amazon gives.</p> | <p>Amazon Smile smile.amazon.com</p> <p>On-line power equipment, tools accessories, etc.</p> | <p>No Guild discounts. However, a percentage of all sales are given to the Guild</p> |

APRIL 2022 OPEN SHOP SCHEDULE

| day | April | Date | 9am | 10 | 11 | 12 | 1 | 2 | 3 | 4 | 5 | 6 | 7 | 8 | 9pm |
|-----------|-------|------|----------------|----------------|----|--------------|----------------|---|----------------|----------------|---|-----------------------------|--------------|---|-----|
| Friday | April | 1 | | | | | | David Krug | | | | | | | |
| Saturday | April | 2 | Mike Jones | | | | | Basic Skills Class Free Just Show Up | George Rexroad | | | | | | |
| Sunday | April | 3 | | Chuck Saunders | | | | Chris McCauley | | | | | | | |
| Monday | April | 4 | | | | | | Ron Haw | | | | Gary Strohm | | | |
| Tuesday | April | 5 | Gary Creek | | | Craig Arnold | | | | | | | Kara Paris | | |
| Wednesday | April | 6 | Roger Bartlett | | | | | | | | | LC Meeting | | | |
| Thursday | April | 7 | Gary Mielke | | | | | | | | | Training | | | |
| Friday | April | 8 | | | | | | Ed Stewart | | | | Barb Hinton | | | |
| Saturday | April | 9 | Dave Kraatz | | | | | Norm Carpenter | | | | | | | |
| Sunday | April | 10 | | Rob Young | | | | | | Mark Waugh | | | | | |
| Monday | April | 11 | John Sloss | | | | Ron Haw | | | | | Woodturners General Meeting | | | |
| Tuesday | April | 12 | Matt Nowak | | | Ron Lomax | | Craig Arnold | | | | Roland Mohler | | | |
| Wednesday | April | 13 | Bob Caldwell | | | | Terry Johnston | | | | | Scrollsaw SIG | | | |
| Thursday | April | 14 | Gary Mielke | | | | | | | | | Training | | | |
| Friday | April | 15 | | | | | | Mike McCauley | | | | Kenan Orhan | | | |
| Saturday | April | 16 | Dave Kraatz | | | | | Tom Smoller | | | | | | | |
| Sunday | April | 17 | | Chuck Saunders | | | | | | Chris McCauley | | | | | |
| Monday | April | 18 | Jerry Thompson | | | | | Ron Haw | | | | Gary Strohm | | | |
| Tuesday | April | 19 | Gary Creek | | | Craig Arnold | | | | | | | CNC SIG 6:30 | | |
| Wednesday | April | 20 | Roger Bartlett | | | | | | | | | General Meeting | | | |
| Thursday | April | 21 | Gary Mielke | | | | | | | | | Training | | | |
| Friday | April | 22 | | | | | | Ed Stewart | | | | Rick Chandler | | | |
| Saturday | April | 23 | Dave Kraatz | | | | Don Steele | | | | | | | | |
| Sunday | April | 24 | | Rob Young | | | | Handtool SIG | Wayne Peterson | | | | | | |
| Monday | April | 25 | John Sloss | | | | | Ron Haw | | | | Kolton Stimpert | | | |
| Tuesday | April | 26 | Matt Nowak | | | Ron Lomax | | Craig Arnold | | | | Roland Mohler | Carving SIG | | |
| Wednesday | April | 27 | Bob Caldwell | | | | | | | | | Kevin Thomas Laser SIG | | | |
| Thursday | April | 28 | Gary Mielke | | | | | | | | | Training | | | |
| Friday | April | 29 | | | | | | | | | | Norm Carpenter | | | |
| Saturday | April | 30 | Mike Jones | | | | | | | | | | | | |

TENTATIVE

2022 OPEN SHOP SCHEDULE

| Day | May | Date | 9am | 10 | 11 | 12 | 1 | 2 | 3 | 4 | 5 | 6 | 7 | 8 | 9pm |
|-----------|-----|------|----------------|----------------|----|--------------|----------------|---|----------------|---|---|-----------------------------|--------------|---|-----|
| Sunday | May | 1 | | Chuck Saunders | | | | | Chris McCauley | | | | | | |
| Monday | May | 2 | | | | | | Ron Haw | | | | Gary Strohm | | | |
| Tuesday | May | 3 | Gary Creek | | | Craig Arnold | | | | | | | Kara Paris | | |
| Wednesday | May | 4 | Roger Bartlett | | | | | | | | | LC Meeting | | | |
| Thursday | May | 5 | Gary Mielke | | | | | | | | | Training | | | |
| Friday | May | 6 | | | | | | David Krug | | | | | | | |
| Saturday | May | 7 | Mike Jones | | | | | Basic Skills Class Free Just Show Up | George Rexroad | | | | | | |
| Sunday | May | 8 | | Rob Young | | | | | Mark Waugh | | | | | | |
| Monday | May | 9 | John Sloss | | | | Ron Haw | | | | | Woodturners General Meeting | | | |
| Tuesday | May | 10 | Matt Nowak | | | Ron Lomax | | | Craig Arnold | | | Roland Mohler | | | |
| Wednesday | May | 11 | Bob Caldwell | | | | Terry Johnston | | | | | Scrollsaw SIG | | | |
| Thursday | May | 12 | Gary Mielke | | | | | | | | | Training | | | |
| Friday | May | 13 | | | | | | Ed Stewart | | | | Barb Hinton | | | |
| Saturday | May | 14 | Dave Kraatz | | | | Norm Carpenter | | | | | | | | |
| Sunday | May | 15 | | Chuck Saunders | | | | | Chris McCauley | | | | | | |
| Monday | May | 16 | Jerry Thompson | | | | | Ron Haw | | | | Gary Strohm | | | |
| Tuesday | May | 17 | Gary Creek | | | Craig Arnold | | | | | | | CNC SIG 6:30 | | |
| Wednesday | May | 18 | Roger Bartlett | | | | | | | | | General Meeting | | | |
| Thursday | May | 19 | Gary Mielke | | | | | | | | | Training | | | |
| Friday | May | 20 | | | | | | Mike McCauley | | | | Kenan Orhan | | | |
| Saturday | May | 21 | Dave Kraatz | | | | | Tom Smoller | | | | | | | |
| Sunday | May | 22 | | Rob Young | | | | Handtool SIG | Wayne Peterson | | | | | | |
| Monday | May | 23 | John Sloss | | | | | Ron Haw | | | | Kolton Stimpert | | | |
| Tuesday | May | 24 | Matt Nowak | | | Ron Lomax | | | Craig Arnold | | | Roland Mohler | | | |
| Wednesday | May | 25 | Bob Caldwell | | | | | | | | | Kevin Thomas | | | |
| Thursday | May | 26 | Gary Mielke | | | | | | | | | Training | | | |
| Friday | May | 27 | | | | | | Ed Stewart | | | | Rick Chandler | | | |
| Saturday | May | 28 | Dave Kraatz | | | | Don Steele | | | | | | | | |
| Sunday | May | 29 | | Chuck Saunders | | | | | Mike McCauley | | | | | | |
| Monday | May | 30 | | | | | | Ron Haw | | | | | | | |
| Tuesday | May | 31 | Gary Creek | | | Craig Arnold | | | | | | Rick Chandler | | | |

APRIL MACHINE SAFETY REVIEW

Bench Grinder

The bench grinder uses a motor to drive one or more abrasive wheels. Depending on the grade of abrasive, it may be used for sharpening cutting tools.

Safety Rules

1. When using the grinder, you must wear a full face shield in addition to your safety glasses with side shields.
2. Don't operate a grinder unless it is securely mounted to the workbench.
3. "Ring test" grinding wheels before mounting:
 - a. Suspend the wheel by putting a pin or your finger through the arbor hole in the wheel. Heavier wheels may be allowed to rest in a vertical position on a clean, hard floor.
 - b. Tap the flat side of the wheel with a light non-metallic implement, such as the handle of a screwdriver, at a point 45 degrees from the top center on each side of the wheel and 1"-2" from the edge of the wheel. Large, thick wheels may be struck on the periphery rather than the side of the wheel.
 - c. Rotate the wheel 45 degrees and repeat the test until the entire wheel has been checked. If it produces a clear ringing tone it is in good condition. If it sounds dull, replace it.
4. Inspect the wheels for hairline cracks before using. Do not use a cracked wheel.
5. Make sure the wheel housing guards are in place.
6. With the grinder stopped and unplugged, position the tool rests 1/8" from the wheels and slightly below center; position the spark guards (at the top of the wheel housing guards) 1/16" away from the wheels. Readjust the tool rest and guards as the wheel wears down.
7. Stand to one side of the wheels when turning on power. Allow the grinding wheel to run at full operating speed for one minute before grinding. Do not use a vibrating wheel.
8. Dress and true the wheel as needed to eliminate vibration or if it is out of round, clogged, or worn smooth. Dress the wheel on the face only. Dressing the side of the wheel could cause it to become too thin for safe use.
9. Do not grind on the side of the wheel.
10. Bring the tool or object you want to grind into contact with the grinding wheel slowly and smoothly.
11. Move the object being ground back and forth across the face of the wheel, as this prevents "ruts" or grooves from forming in the wheel, which can lead to disintegration of the wheel.
12. Do not attempt to grind or sharpen anything that cannot be adequately supported by the tool rest. Use clamping pliers when grinding parts that cannot be held easily by hand.
13. Do not touch the ground portion of the workpiece until it has had time to cool.
14. When you turn off the grinder, don't try to slow it down or stop it. Let it stop on its own.



**GUILD
ACTIVITIES
AT THE SHOP:**

Always check the guild website before leaving home to be sure that a scheduled event is actually taking place.

There will also be times when the shop will be closed to open shop periods due to a special meeting, class or event. These closures will be clearly noted on the monthly open shop schedule and are typically highlighted by a color other than the green background that normally indicates an open shop period.

**BOARD, LEADERSHIP COMMITTEE
& GENERAL COMMITTEE DIRECTORY**

| | | |
|---|-----------------------|--|
| President..... | Cal Hobbs | president@kcwg.org |
| Vice-President | Mike McCauley | vicepresident@kcwg.org |
| Secretary | David Roth | secretary@kcwg.org |
| Treasurer | Gary Mielke | treasurer@kcwg.org |
| Member-at-Large | Craig Arnold | memberatlarge@kcwg.org |
| Director of Assets..... | Chuck Saunders | assets@kcwg.org |
| Communications - Questions, comments & suggestions..... | | teamcomms@kcwg.org |
| Director of Communications..... | Brian Rorabaugh | communications@kcwg.org |
| Asst Dir of Communications | Mark Crowley | communications@kcwg.org |
| Director of Events | Chris McCauley | events@kcwg.org |
| Library - Questions, comments & suggestions..... | | teamlibrary@kcwg.org |
| Librarian..... | Don Steele | library@kcwg.org |
| Newsletter Editor | Ron Haw | newsletter@kcwg.org |
| Director of Membership..... | Jim Berard | membership@kcwg.org |
| Director of Programs..... | Matt Nowak | programs@kcwg.org |
| Director of Safety..... | Steve Venne | safety@kcwg.org |
| Director of Sponsorship | Duane Miller | sponsorship@kcwg.org |
| Director of Training | Norm Carpenter | training@kcwg.org |
| Asst Director of Training | Brent Murphy..... | assttraining@kcwg.org |
| Videos - Questions, comments & suggestions..... | | teamvideo@kcwg.org |
| Website - Questions, comments & suggestions | | teamweb@kcwg.org |
| Web Master | Open..... | webmaster@kcwg.org |

ESSENTIAL LINKS & SERVICES

| | |
|---|---|
| Kansas City Woodworkers Guild Website | https://kcwg.org |
| KCWG CNC Special Interest Group | cnc@kcwg.org |
| Guild Training and Available Classes | http://kcwg.org/classes/ |
| Members Only Section (Password Rqd)..... | http://kcwg.org/member-only-area/ |
| Guild Photo Bank and Upload Center | https://member.kcwg.org/photo-submission/ |
| Place a Classified Ad..... | classifieds@kcwg.org |
| GUILD Online Auction Page..... | https://member.kcwg.org/auctions/ |
| KCWG Facebook Page..... | https://www.facebook.com/kcwg |
| KCWG Videos | https://kcwg.org/videos |

KANSAS CITY WOODWORKERS' GUILD SPECIAL INTEREST GROUPS (SIG'S)

| | |
|----------------------|--|
| Carving SIG | carvingSIG@kcwg.org |
| CNC SIG | cnc@kcwg.org |
| Hand Tool SIG | handtoolSIG@kcwg.org |
| Laser SIG | laserSIG@kcwg.org |
| Power Tool SIG | powertoolSIG@kcwg.org |
| Scroll Saw SIG | scrollsawSIG@kcwg.org |

VISIT
THE KANSAS CITY
WOODWORKERS GUILD
ONLINE AT
www.kcwg.org

