

WOOD WORDS

| | |
|---|---------|
| President's Comments | 1 & 2 |
| CNC SIG Announcement | 2 |
| "HOBBS"ervations | 3 |
| From the Shop | 5 |
| Membership | 7 |
| Membership Meeting Program | 7 |
| Turf Boxes | 8 |
| Laser Engraver News | 9 & 10 |
| Kansas City Woodworkers' Guild Election | 11 |
| Training Update | 13 |
| Safety News | 13 & 14 |
| Treasurer's Report | 14 |
| Communications Report | 16 & 17 |
| From the Library | 17 |
| Woodwords: The Podcast | 19 |
| Sponsorship News | 21 |
| Equipment Sale Catalog | 27 - 31 |



Kansas City Woodworkers' Guild

PUBLISHED BY THE KANSAS CITY WOODWORKERS GUILD * 3189 MERCIER ST * KANSAS CITY * MO * 64111

PRESIDENT'S MESSAGE

I've often suffered from a lack of time management skills in the shop. For too many times, I've wasted time on doing a task that is not important or think a task will take so many minutes only to look at the clock hours later and think "why is this taking so long?"

I found a decent article, "How to Get The Most From Your Day," by Robert Robillard on the website *A Concord Carpenter* (<https://www.aconcordcarpenter.com/time-management-2.html>).

With all the tasks and life events we enjoy (or endure), better time management will help us focus our time on our projects and get the most out of our shop time.

Here's are the steps that Mr. Robillard suggests:

1. Make a list and identify the two most important items on that list and then do them. Make your list the night before. Once that list is completed, ask yourself, "What two things, if completed,

would have the biggest impact on my day, job, or bottom line?"

2. Then just get them done. Anything completed after those two priorities are extra!



3. Work through your list ONE item at a time, crossing them off as you complete them. Often, we're tempted to multitask other activities while working on my lists. Don't do this...don't start the next one until you're done with the first one.

Continued on Page 2

Continued from page 1

The KEY is to focus on one item at a time and completely finish it.

4. Do the hard things first and save the easy stuff for later. Many people try to get the easy stuff done first, attacking your most difficult problems or tasks first while your body and your mind are fresh is a good approach.
5. Group your other activities. Paperwork, checking e-mail, checking voice-mail, paying bills, typing estimates, etc., are incredible time drains. Paperwork and other non-essential activities especially are best grouped at the end of the day. Although these things seem important (and some are) don't keep getting tangled up in them.
6. Prepare your next day the night before. It also allows you to get more rest because you're not worrying about or planning your day as you're trying to fall asleep at night.

One thing I might add to Mr. Robillard's list is to take a few minutes after completing a task is to clean up after yourself. Sweep the bench and floor and put away tools you won't need in the near future. It does wonders for me to be able to see the bench after clearing away plane shavings and sawdust and to put away recently used router bits. You get the idea.

That's it from the shop this month. See you in the shop and work safely. Masks are optional for the vaccinated and boosted, and strongly encouraged for the unvaccinated. The Guild will continue this policy unless the city mandates something different.

Sincerely,
Craig Arnold
KCWG
President



CNC SIG ANNOUNCES FEBRUARY MEET

The CNC SIG will meet on Tuesday February 15 at 6:30pm. The meeting is open to all Guild members and their guest. If you have a friend or a family member interested in the CNC bring them with you.

We will start with a "Show and Tell" of CNC projects that members have produced using a CNC for all or part of their projects. If you have a project you have produced using a CNC bring it to share with other Guild members. What you have produced with a CNC may spur someone else to imagine and complete their own unique project.

Our program this month will demonstrate the use of the Vertical Table on the Maverick CNC to make box joints. Although we will be demonstrating the Vertical Table for producing box joints it is possible to make other types of joints such as dove tail and mortise and tenon joints.

If you have an interest in exploring the possibilities of the CNC join us for the SIG or contact one of our instructors by sending an email to CNC@KCWG.org. Please include your name and contact information and we will be happy to assist you.



Ed Stewart
CNC SIG
Coordinator



“HOBBS”ERVATIONS

Great to see the weather changing a bit this week (I know, I know, we are still in February). As one who grew up in the Southeast, winter is always a grind for me. Usually around this time I have to convince myself that I can make it to March!

Woodworking is supposed to be++ fun, right? That’s why we do this, that’s why we were excited to voluntarily join the Guild, right? I agree, and I love woodworking--but sometimes I bite off more than I can chew. Currently I have three significant projects going on, all of which demand my attention. They are: a new mahogany storm door for some friends that have a historic home South of the Plaza (needs to be complete by March), a chest of drawers that I am making for my daughter for her college graduation (early May), and of course, we began renovating our family room which involves high work off scaffolding and installing planks on the ceiling along with faux cedar beams that I am making in my shop (my wife is hosting a wedding shower scheduled at our house in late March).

My point is that it’s easy to over-

promise and take on deadlines, all with good intent, which makes something we love (woodworking) and turn it into something stressful.

When those times come (for me it seems relatively common), it helps me to focus on one evening at a time. Concentrating on cutting dovetails, planing mahogany boards, or even nailing shiplap into a ceiling, in the moment, helps me put things in perspective. This is similar to how I approach a significant piece of furniture, one step at a time. In my role as a construction manager, building a 60 million dollar project has to be approached this way. I guess you could say I have practice.


So, in conclusion, when your deadlines or responsibilities weigh on you and start to rob your joy of woodworking, take a breath, and focus on whatever you can do, right now. This helps me, and hopefully it will help you remember how great it is to be in the shop!

Cal

Cal Hobbs
KCWG
Vice President



PLEASE SUPPORT OUR KCWG SPONSORS

| COMPANY NAME | ADDRESS/WEBSITE/DESCRIPTION | KCWG DISCOUNT AMOUNT |
|--|--|---|
|  KATSURA | Katsura Cutlery Houston, TX katsuracutlery.com Knives, knife blanks and knife making instructions. | 10% 15 - 20% on some sales items Identify KCWG membership on order |

MEMBER PROJECTS

Tom Smoller

Display Case

Materials Used: Cherry, Cherry Ply Ash, Pine

Finish Used: Shellac and Wax

Points of Interest: Making the Top and Quarter
Columns



**Photos Courtesy
Neal Ray Shoger**

FROM THE SHOP

Olly, Olly, Oxen Free! I don't know about you, but my dresser has an eclectic collection of what has been in my pockets at the end of the day. It is a varied collection of sockets and screwgun bits, nuts bolt and washers (SAE and Metric), tools, keys, parts, business cards, at least one Guild name badge and an unfathomable number of pens, pencils and markers.



On the off chance that I'm not the only one that has this habit. I'm guessing that there may be times when you find

that your pants, shirt, apron, tool tote has smuggled a tool home from the Guild and when discovered you "put it someplace so you won't forget to take it back" and there it sits. If you don't remember where that place is, it's where you put the library book you need to return, the insurance card you need to

put in the car and that plate that had the cookies your neighbor brought over for your Superbowl party (that's Superbowl 43, Steelers beat the Cardinals 27-23).

If you're thinking "Oh yeah, that", grab whatever has followed you home and set it out for your next trip to the shop. When you get to the shop, take it out of your pocket or I assure you, it will take the return trip home (don't ask me how I know this).



Chuck Saunders
Director of Assets

Vendors Wanted!
September 24th, 2022
 Civic Center Park
 St. Joseph, MO
 Projected Crowd: 1000+

Vendor Fee:
 10% of sales plus \$50 deposit
 (Negotiable)

CAR

Bring
the
Heat

SHOW


Apply
Online





Questions?
HeartwarmersOfSaintJoseph@gmail.com

PLEASE SUPPORT OUR KCWG SPONSORS

| COMPANY NAME | ADDRESS/WEBSITE/DESCRIPTION | KCVG DISCOUNT AMOUNT |
|---|--|---|
|  | Rockler (Mahogany Sponsor) 15340 West 119th Street • Olathe, KS 763.478.8214 rockler.com/olathe-store | 10% Show current membership card on order/payment-Some Restrictions May Apply |
|  | Woodcraft (Mahogany Sponsor) 8645 Bluejacket Road • Lenexa, KS 913.599.2800 woodcraft.com/stores/kansascity Power tools and accessories, hand tools, fasteners, hardware, wood, finishes, clamps, workbenches, personal safety equipment and education. | 10% Show current membership card on order/payment |
|  | Taylor Toolworks (Mahogany Sponsor) Columbia, MO 573.397.6432 taytools.com Specialty hand tools, supplies and fixture and jig hardware. | 10% INPUT coupon code KCVG10 to receive discount |
|  | L&K Hardwoods (Mahogany Sponsor) 3101 N Lentz Road • Independence, MO 816.249.4400 landkhardwoods@gmail.com • landkhardwoods.com Custom milling, kiln drying, hardwood lumber, live edge slabs, and custom furniture. | 10% Show current membership card on order/payment |
|  | Walrus Oil (Cherry Sponsor) Springfield, MO 816.848.8598 • https://walrusoil.com/ Oil and wax finishes for cutting boards, furniture and leather and waterless skincare. | 10% Identify KCVG membership on order Coupon Code: KCVG |
|  | Lie-Nielsen Toolworks (Cherry Sponsor) Warren, ME 207.273.2520 lie-nielsen.com Hand tools, sharpening and tool care products, workbenches and education for woodworkers. | 10% Offered only on purchases made at the annual guild tool show. Must show current membership card on order/payment at the guild |

MEMBERSHIP RENEWAL 2022 ... IT'S YOUR MOVE!



Membership renewal season is winding up on February 28th. A final renewal reminder email will be sent later this month. Members can also renew thru the **Members Only Area** of the [kcwg.org](https://member.kcwg.org/membership-renewal/) website at <https://member.kcwg.org/membership-renewal/> or by mailing a check to the Guild noted, Attention: Membership.

The annual membership renewal period will continue until February 28, 2022. After February 28th, if you have not renewed your membership, you will be considered a new member and will need to re-qualify for your **Green Badge**.

Jim Berard
Director of
Membership



ROCKLER WOODWORKING AND HARDWARE TO PRESENT AT FEBRUARY MEMBERSHIP MEETING

We are always very appreciative of our many corporate sponsors, not the least reason being that they often offer our members a discount. They also are just a great source of equipment, supplies, and expertise.

One of our newest sponsors, Rockler Woodworking and Hardware, is no exception. Rockler opened a great new store at 15340 West 119th St. in Olathe, and for me, it means that I can actually visit and see and touch stuff that I could only look at in their catalog in the past.



Daniel is the Store Manager and he will be presenting to us all about his store specifically, and also about Rockler in general. During a recent visit, he explained to me that Rockler does regular research and product development to benefit wood workers and I'm curious to hear about what they have brewing.

My biggest problem about having an actual brick-and-mortar store handy is that I'm more likely to make an impulse buy while I'm in the store, but that's part of the fun of having a woodworking store nearby. I hope to see you at the meeting on Wednesday, February 16.

Matthew Nowak
Director of Programs



TURF BOXES...“THEY’RE BAAACK”

We have an opportunity coming up for members to pitch in and help to build 1000 turf boxes for the FieldTurf Company. We’ve made several sizes and versions of these sample boxes over the years, and Turf Boxes have raised a lot of capitol that have supported KCWG operations over the years and are one of the major reasons that we are able to keep guild membership dues low and affordable. These boxes are of a new design and with these changes come new challenges. Boxes will be built in batches spread throughout the year.



The newly designed box is a clamshell design, where an entire closed box is built, then it is cut apart to form top and bottom parts. Hinges and latches are then added and finally each box will have a finish sprayed on and logos silkscreened. If you have expertise in either of these areas, please contact me at barrog67@gmail.com.

We are working out the details of the manufacturing processes and will soon be asking for volunteers. Watch for Sign Up Genius e-mails later this week where you will be able to sign up to help. We anticipate needing a few people each day for several days to complete the first phase of the project.



Roger Barteltt
Turf Box
Project
Coordinator



KCWG OWNS A LASER ENGRAVER

On January 19, 2022, KCWG received a Rabbit Laser Engraver. Previously if the Guild needed anything engraved (i.e., Epic beverage carriers 2020) we relied on outside companies or organizations. In late December 2021 the uncertainty of relying on groups outside the Guild was brought to the point that the Guild realized that purchasing a Laser Engraver was in our best interests. We currently have a contract to build 1,000 Field Boxes over the next year, most of them need to be Laser Engraved.

Mike McCauley has been working with and using Laser Engravers since 2017 and has been asked to help co-lead the new Laser Engraver SIG. Dr. Curtis Alexander has been using Light Burn software for several years and will be co-leader of the Laser Engraver SIG.

The Rabbit Laser Engraver is somewhat different from other CO2 Laser Engravers members might be familiar with (i.e., Johnson County Library Maker Space or MCCC Fab Lab) so before members can use the KCWG Rabbit Laser Engraver some training will be required. The Laser Engraver SIG will be offering free training on Wednesday evenings during February, March, and April, but members must sign up through SignUp Genius. The L.E. SIG will be

concentrating on training until the end of April. The SIG will start meeting, sharing ideas and best practices on the 4th Wednesday of each Month beginning in April.

At KCWG only wood can be Laser engraved or cut. Currently only wood 3/8" (or 0.375) or less thickness can be cut with our Laser. Thicker wood is capable of being cut but that requires a different focal tube which we do not have at this point. We do not currently have a rotator mechanism for laser engraving round items. At the Skill Builder introduction, the question of engraving other materials was brought up but currently only wood will be allowed. Additional materials might be explored later as the L.E. SIG becomes established.



Kansas City Woodworkers' Guild's new Rabbit Laser Engraver

To use the KCWG Laser Engraver members must attend training and a "rabbit" sticker will be attached to your Guild name tag. As with other Guild equipment only Green tag members may use the Laser Engraver following training. Although student, senior, and regular members may take this training, they may not use the Laser Engraver without a Green tag. Keys to the Laser Engraver must be obtained from the active foreman. The foreman will not give the key to anyone that does not have a special rabbit sticker

Continued on Page 10

Continued from page 9

on their name tag. The member will obtain the key from the foreman and sign-in at the Laser



Kansas City Woodworkers' Guild Skill Builder held at the shop on Saturday, afternoon, February 5, 2022

Engraver and list the time they arrive at the engraver. There will be considerable interest in using the Laser Engraver initially so user will be **limited to two hours per day** at the engraver. Both library computers have the Guild registered Light Burn software. Users should design their projects before arriving at the Laser Engraver and transfer to the Laser Engraver computer via thumb drive.

Once the user has signed-in, recording their start time, others desiring to use the Laser Engraver may sign-in, at the laser engraver, to "hold" a place in line. Noting the current users sign-in time and knowing the current user has two-hours from their start time.

Inherently Laser Engravers can catch projects on fire, particularly when engraving wood, so users cannot leave the Laser Engraver unattended while the laser is working. Foreman have

been instructed to turn off the laser engraver and remove the key if the machine is found unattended. That user will not be allowed to use the Laser Engraver for the remainder of the day. If the user needs to use facilities or get a drink, they will need to ask someone to "babysit" for the brief time they need to be away, abusers will be denied use of the Laser Engraver.

Thumb drives that have been left at the Laser Engraver computer will be removed, placed in a "free" cup and anyone may claim that thumb drive. Take your thumb drive with you.

The Guild will not supply materials to engrave, users are responsible for bringing their own wood and taking the materials with them or putting in their storage area. As with all Guild equipment, Guild projects have priority and may utilize more than the two-hour time limit. If the users sign-in indicates a Guild project, then ask the user how long they intend to keep the laser tied up.

For those wanting to obtain Light Burn software the information needed is that the KCWG Rabbit Laser engraver is a CO2 laser, uses a Ruida controller (model # RDC6445G(EC)), and the bed is 914mm x 609mm. This will allow your purchased software to create a file compatible with the KCWG Laser Engraver.

Yours in Service,
Mike McCauley, Laser
Engraver SIG co-lead

**Mike
McCauley**
Secretary



KC WOODWORKERS' GUILD MEMBERS: IT'S ELECTION TIME

A reminder "the Guild is operated by volunteers"; that is 100% true, the leaders are members just like you and me. The Leadership Committee and Board of Directors are nominated by member input and a nominating committee. The following positions are up for renewal.

Board of Director Positions:

President
Vice President
Member at Large

Leadership Committee Positions

Communications Director
Safety Director
Training Director
Membership Membership

We have several great Candidates and members

who have agreed to run for another term.

Safety is an important committee with an established committee of volunteers, so we are looking for some one to fill Mike Jones' shoes as the leader of the Safety Committee.

If you are a person interested in contributing some leadership skills with your peers, please let Tim Locke or Mike McCauley. If you want to nominate a friend that works as well.

Tim Locke
Locke.tim@aol.com
8163929889



Tim Locke
Member-at-Large

MEMBER PROJECTS



Mike McCauley

Wooden Lock



Materials Used: Walnut, Ash, Red Oak,
Poplar and Paduk

Finish Used: Odies Oil

Points of Interest: Making Shackle, each
layer has different cuts

Challenges Encountered: Precision Cutting

**Photos Courtesy
Neal Ray Shoger**



OUR LATEST INNOVATION MIGHT BE THE COOLEST!



INTRODUCING THE ROCKLER SPRING-LOADED ONE-HANDED BAR CLAMP!



ROCKLER SPRING-LOADED ONE-HANDED BAR CLAMP

- Just squeeze the trigger and the spring closes the jaws!
- Leaves your 2nd hand free to position parts
- 150 lbs. clamping force; 2 1/4" throat depth

6" Reg. \$19⁹⁹ SKU: 69764 **10"** Reg. \$22⁹⁹ SKU: 65890

Tour a Decade of Innovation at Rockler.com/legacy

DON'T MISS OUR ANNIVERSARY EVENT SATURDAY 2/19!

Demos, Prizes, and More!

Sign up for email notifications and get more info online at Rockler.com/anniversary-event



FOUNDER'S DAY SALE PRICING VALID 1/28/2022 - 3/3/2022
 15340 W 119th St. • Olathe, KS 66062 • (913) 815-2002 • Rockler.com
 Please check Rockler.com for current store hours.

UPDATE FROM THE TRAINING STAFF

Happy February, Every-one. We're all busy trying to keep bringing you the classes that you want. Basic Woodworking still continues to be one of our most popular classes. The current class just finished their third week, which means everyone has a new cutting board. We thank the professor, Rich Higgason, for leading that part of the class. Now the students will be moving on to their second project, a small spice cabinet. Wes Meyers will be leading this segment as they go with a thirty inch long, 6/4, rough sawn walnut board to a finished project. Their last project is a craftsman inspired plant stand designed by Dave Kraatz and led by Tim Locke. It's always great to watch these new woodworkers swell with pride when they finish these class projects.

Monthly Skill Builders are back. February 5th saw an introduction, for those in attendance, to the Guild's new Rabbit Laser engraver. It was very well attended. More Skill Builders to come. Watch your email for more info on upcoming events.

Lastly, there are still several slots available for Megan Fitzpatrick's class, Building the Anarchist Tool Chest. Unfortunately, if the minimum isn't met soon we will have no choice but to cancel the class. So if you're on the fence about taking this class, please decide soon or your chance



will be gone.

Have a great month and don't stop learning.

Kevin Thomas
Future Training
Director



LITTLE KITTY, PATHOGENS AND FIRST AID

It's funny how being in the shop, doing work and having a minor accident can shake loose a thought regarding that accident. Even funnier is how I manage to twist that into a cogent thought that is relevant to Safety.... yours, mine and ours. As I was toiling away cutting mortises by hand this past week, I managed to slip (ever so slightly) and managed to put a little slice in my finger. Nothing serious, mind you, but just enough of a slice to draw blood. Many of you who know me have also heard me say, more than once, that no project of mine is complete without leaving a little of me behind in that project. Blood seems to be a common touch in everything I



build anymore. I don't do it intentionally, but it happens. That is why they are called "accidents". Worse, I usually manage to leave a little of that blood around the shop, on the machines, on the height adjustment cranks on the table saws, and just about anywhere else I happen to visit in the shop. If you are like me, a little knick is no big deal and you usually go on with your work not giving it a second thought. Seeing that blood all over my work usually sends me to the first aid cabinet for a "Little Kitty" band aid and my work commences.

This brings me to the subject at hand. Blood borne pathogens are a real and serious threat whether you think it is real or not. We all live in a state of mind that we are perfectly healthy and indestructible, and the absolute

Continued on Page 14

Continued from page 13

last thing we should worry about is getting someone else sick by coming in contact with the telltale evidence of our little accident. It is probably warranted that we don't need to worry, but the problem is, you don't know for sure. Let me remind you that if you are touching machines, switches or anything else that someone else has touched, you have entered the category of "bacterial infection" and that is a serious issue. So the two things you have to consider here are

1. Are you potentially endangering yourself and,
2. Are you endangering someone who is going to touch that surface after you?

To be clear, a blood borne pathogen is an infectious microorganism in human blood that can cause disease in humans. These pathogens include, but are not limited to, Hepatitis B (HBV) Hepatitis C (HCV) and human immunodeficiency virus (HIV). While I doubt any of

our members have any of these maladies, I can't be certain, so the first line of defense against contracting any of these pathogens, I need to be certain to clean my wound, apply a simple antibiotic ointment and apply a bandage or wrap with a sterile gauze bandage. This helps you from spreading any pathogens around the shop (if you are carrying one knowingly or unknowingly) and it protects you from the bacteria that are residing on those surfaces you decide to touch after getting your little cut. Either way, it is common sense and common courtesy to get yourself protected by applying a little first aid to your wound. Everyone in the shop will thank you. Our first aid cabinets are well-stocked and are there for your benefit. Please use them when needed.



Mike Jones
Director of Safety

FINANCIAL UPDATE

We are off to a good start in 2022. January membership renewal and new member registration were close to budget. The membership discount for early renewal is over and the membership renewal period ends February 28th. If a 2021 Guild member has not renewed by March 1st, they will be dropped from the membership roster and will be considered new members when they rejoin. That means they will be required to take the safety test and go through the safety orientation process before they can use any of the open shop equipment.

Registration for classes was above estimates. That indicates the Guild is offering the training wanted and needed by the membership. We should all appreciate all the time and effort all those that teach, organize and schedule all the wonderful training.

I look forward to a productive year. The Guild is



in a strong financial position and we should have a good year in front of us.

The monthly "Statement of Operation" is available on the Guild website in the "Members Only" section. The report provides detail on the revenue received and the disbursements made. Please review the report and contact me if there are questions.



Gary Mielke
Treasurer

MEMBER PROJECTS

**Photos Courtesy
Neal Ray Shoger**



David Roth

Marquetry Panel

Materials: Chilean Laurel Brul, Dyed

Finish: Euro Waterbase Urethane

Points of Interest: Bird Contest

Challenges: Sand Shading



Ed Stewart

Catch-All Tray

Materials: Walnut

Finish: Boiled Linseed Oil

Points of Interest: CNC Project

Challenges: Sandina End Grain



COMMUNICATIONS REPORT

Just a few years ago, none of us were using the internet to go shopping, talk to our friends, plan a vacation, order groceries or pizza, check on Grandma or, if you're single, look for a date. Today all of these things are something that we take for granted. Imagine your house without the internet, cell phones, color tv (black and white was the norm and you only had three channels) and you may have had to deal with a party line to make a phone call. I can remember growing up in a world that didn't have those things and we had a party line until I was in my early teens. I look back at the fifties and sixties and tell myself that things were better then and realize that it's because I must have an old soul. Visiting my grandparents back then was always a blast...grandpa would drag us down in the basement where he always had some sort of woodworking project that we could help him with. Usually we worked on something for his and grandma's house. I can remember the first time I was allowed to use the table saw (no it wasn't a saw pit out in the back yard), I was terrified as all get out and I can still hear grandma screaming that I was going to cut my hand off. Well, I didn't and still have all ten fingers today, and learned to use that old table saw fairly well and spent a lot of magical time with grandpa. Time that I still miss sorely today. I sure wish I would have appreciated it more back then.

What's all this have to do with Communications and the Kansas City Woodworkers' Guild, you ask. Not a damn thing. But be happy with whatever your situation is today so that fifty years from now when you look back, it's with fond memories.

Back to today's 20's and I find myself poking around the internet and one of my favorite landing places is Highland Woodworking's website and the monthly woodworking show they sponsor, hosted by Charles Brock. What an excellent production this is and a must for any woodworker. There are fifty-seven posted episodes featuring interviews from a past U. S. President to just everyday woodworkers. Here is a link to the latest episode: <https://www.highlandwoodworking.com/highlandwoodworker/thwjn2022.html>. Spend some time here and you are bound to find some tips that will help your woodworking and you will certainly find interesting topics and Charles is an excellent interviewer...Episode 3 was one that I found to be very interesting (Here's the link to that episode: <https://www.youtube.com/watch?v=dAkpTJqdQrI>).

Kevin Thompson also has begun a woodworking show called, **Wood Words, the Podcast**, Kevin started this podcast in 2021 and has been putting together regular shows that highlight many of our very

Continued on Page 17

Continued from page 16

own woodworking characters. Here are links to each of Kevin's Podcasts:

- Episode 1: <https://www.youtube.com/watch?v=ZzLnEhsq0C8>
 Episode 2: <https://www.youtube.com/watch?v=uOUFbVPUSwk>
 Episode 3: <https://www.youtube.com/watch?v=haXwGSTGKwE>
 Episode 4: <https://www.youtube.com/watch?v=j4VhD0tq1qo>
 Episode 5: <https://www.youtube.com/watch?v=-0PAFApqb2Y>
 Episode 6: <https://www.youtube.com/watch?v=BkY4DFCga2U>
 Episode 7: <https://www.youtube.com/watch?v=esuhrSJtgZA>
 Episode 8: <https://www.youtube.com/watch?v=EE43y-Byviw>
 Episode 9: <https://www.youtube.com/watch?v=bize4KR3rRQ>
 Episode 10: <https://www.youtube.com/watch?v=1fF9XM9WpnA>
 Episode 11: <https://www.youtube.com/watch?v=qrhaqA7mikw>

If you've missed any membership meetings and would like to know what went on or just want to catch up, all membership meetings are now posted online courtesy of Events Director, Chris McCauley. Search out "Kansas City Woodworkers' Guild" on You Tube and you'll be able to select any of the recent membership meetings that you would like to view.

And last of all, this month, we have begun to build an archive of Safety Videos. These videos can be used in preparation for taking the Safety Test to get a green membership nametag or can just be viewed to get a refresher on safety rules that are in effect at the guild. All of the Safety Videos that have been posted to date can be found at: [Safety Videos – Kansas City Woodworkers Guild \(kcwg.org\)](https://www.kcwg.org). If you don't see a video on a particular machine, check back, videos are being added regularly.

Ron Haw
 Director of
 Communications
 & Newsletter Editor



NOTES FROM THE LIBRARY

The membership renewal period will end soon and the new updated member file will be available fairly early in March. We will load the file to the Library software which will place all current members in the in the Library patron file. This should be done by the middle of March.

I hope to spend more time in the Library in the coming months. We have been sorting magazines and have many more to sort. We also have donated books to add to the Library catalog. We also need to get the magazine links on the Library computer in better working order. We have a new thumb drives for Fine Woodworking and Popular Woodworking. We

also plan to spend some time looking into the Library search screens to decide if they can be improved (this more of a longer term project). If anyone is interested in writing a book review of a Library book, we would consider placing that in the Newsletter. Please contact me if you might be interested in that.

Don Steele
 KCWG
 Librarian



PLEASE SUPPORT OUR KCWG SPONSORS

| COMPANY NAME | ADDRESS/WEBSITE/DESCRIPTION | KCVG DISCOUNT AMOUNT |
|--|--|---|
|  <p>Baird Brothers FINE HARDWOODS Our Family's Heritage • Your Family's Home</p> | <p>Baird Brothers Fine Hardwoods (Cherry Sponsor) Canfield, OH 800.732.1697 • bairdbrothers.com</p> <p>Hardwood lumber and plywood, custom millwork, mouldings, interior doors, stair parts and tools.</p> | <p>10% Identify KCVG membership on order</p> |
| <p><i>Bloomer Hardwoods</i></p> | <p>Bloomer Hardwoods (Pine Sponsor) Phone: 816.330.3596 13585 45 Highway Platte City, MO 64079</p> <p>Hours: MON - FRI 8:30AM - 4:30PM</p> | |
|  <p>Stone DuCimetiere, Owner Hardwood for crafting, DIY projects, outdoor and indoor firewood. Follow us on Facebook: Stone's Sticks</p> <p>417 N. Colvada Ave. 620.931.8679 Burrton, MO 64603 stonessticks2019@gmail.com</p> | <p>Stone's Sticks (Pine Sponsor) Burrton, KS 620.931.8679 stonessticks2019@gmail.com</p> <p>DIY hardwood craft supplies, lumber, trim, cooking wood and firewood.</p> | <p>10% Show current membership card on order/payment</p> |
| <p>NEAL RAY'S PHOTOGRAPHY</p>  | <p>Neal Ray's Photography 9 E Kansas Street • Liberty, MO 816.582.5968 nealraysphoto@gmail.com</p> <p>Photographic studio portraits.</p> |  |
| <p>SUPERIOR GRINDING</p> | <p>Superior Grinding 5315 Raytown Road • Raytown, MO 816.561.8665 superiorgrindingllc.webstarts.com</p> <p>Sharpening tools used by professionals and homeowners.</p> | <p>10% Show current membership card on order/payment</p> |
|  | <p>Metro Hardwoods 4243 S Noland Road • Independence, MO 816.373.1710 metrohardwoodsinc.com</p> <p>Hardwood lumber, plywood, finishes, saw blades and bits.</p> | <p>10% Show current membership card on order/payment</p> |

WOODWORDS: THE PODCAST

I am sorry to say that Season two of Woodwords: The Podcast has been delayed. It's amazing how something as small as your appendix can really screw up your plans. But I can say that that pesky appendix has been removed and everyone is on the mend. Chris McCauley and I will be getting back to it soon.

We do have some interesting conversations planned with Board Member-at-Large, Tim Locke, Marquetry and Intarsia expert Dave Roth, and Guild Member Tom Smoller, who makes some beautiful Chippendale inspired furniture. We'll also be talking to representatives from the Kansas City Hospice and Palliative Care, Mike McCauley, and Mike Jones about their program for Veterans

and what you can do to help.

So remember till next time to "Work Safe and Get You Sawdust On"



Kevin Thomas
Future Training
Director

ATTEND THE FEBRUARY GENERAL MEMBERSHIP MEETING VIRTUALLY

Wednesday, FEBRUARY 16, at 7:00pm

[CLICK HERE TO ATTEND THE MEMBERSHIP MEETING LIVE ONLINE](#)

OR...BETTER YET... ATTEND THE MEETING IN PERSON

BEGINNING AT 7:00PM at the

KANSAS CITY WOODWORKERS' GUILD

3189 MERCIER, KANSAS CITY, MO 64111

GUESTS ARE WELCOME & ENCOURAGED

PLEASE SUPPORT OUR KCWG SPONSORS

| COMPANY NAME | ADDRESS/WEBSITE/DESCRIPTION | KCVG DISCOUNT AMOUNT |
|---|---|--|
|  <p>Schutte LUMBER CO. Since 1880</p> | <p>Schutte Lumber Company 3001 Southwest Blvd. • Kansas City, MO 816.753.6262 • schuttelumber.com Timbers, cedar, siding and pattern profiles, specialty hardwoods, treated lumber, Festool power tools, decking, fasteners and hangars.</p> | <p>10% Show current membership card on order/payment</p> |
|    <p>Phillips Safety Products, Inc.</p> | <p>Phillips Safety Company Middlesex, NJ 888.245.6638</p> <p>Three websites to serve KCWG members, each offering a 25% member discount (Use code KCWG25)</p> <p>rx-safety.com - Prescription safety glasses, reading and magnifying glasses, hearing protection</p> <p>myeyewear2go.com - Eyeglasses, sunglasses, prescription sunglasses, sports and specialty glasses</p> <p>phillips-safety.com - Laser safety glasses, welding and IR safety glasses, radiation protection, glassworking eyewear</p> | <p>25% INPUT coupon code KCWG25 to receive discount</p> |
|  <p>Gain the Paxton Advantage!</p> | <p>Frank Paxton Lumber Co. 6311 St John Avenue • Kansas City, MO 816.920.5251 paxtonwood.com Hardwood lumber and plywood, panels, molding, acrylic and decorative surfaces.</p> | <p>10% Show current membership card on order/payment</p> |
|  | <p>Lee Valley Reno, NV 888.983.1865 Leevalley.com Hand tools, power tools, hardware and accessories.</p> | <p>15% educational Application form available at Guild</p> |
|  | <p>Liberty Hardwoods 3900 N Kentucky Avenue • Kansas City, MO 816.231.0852 libertyhardwoodsinc.com Hardwood lumber, plywood, trim, hardware and accessories.</p> | <p>10% Show current membership card on order/payment</p> |
|  <p>You shop. Amazon gives.</p> | <p>Amazon Smile smile.amazon.com On-line power equipment, tools accessories, etc.</p> | <p>No Guild discounts. However, a percentage of all sales are given to the Guild</p> |

SPONSORSHIP RENEWALS AND PARTICIPATION

We would like to thank the following 2022 Sponsorship renewals:

- **L&K Hardwoods** - Mahogany Level
- **Rockler Woodworking & Hardware** - Mahogany Level
- **Woodcraft of Kansas City** - Mahogany Level
- **Bloomer Hardwoods** - Pine Level

In addition to our sponsors identified by their logo throughout this newsletter, we would like to thank the following for their gifts:

Donation to Raffle Table - January

Rockler:

Multi-roll Sandpaper and Dispenser

Universal Fence Clamps

Magnetic Cod Holders

Center/Offset Marking Tool

Bench Cookies

John Van Goethem:

Frame Clamp Set

Matt Nowak:

Stool

**Duane
Miller**
*Director of
Sponsorship*



DO YOU HAVE a Committee Meeting, SIG Team Meeting, Training Meeting or other meeting that you need to schedule and are uncomfortable about COVID restrictions?

HOLD YOUR MEETING ONLINE!

All that you need to do to set up your meeting is send a message to: communications@kcwg.org with the email addresses of the people you want to invite, the date and time of your meeting and we will set the meeting up for you.

THAT'S ALL THAT THERE IS TO IT!

MEMBER PROJECTS

Harry Healey

Gamble Quail

Materials: Tupelo

Finish: Acrylic

**Photos Courtesy
Neal Ray Shoger**



Mike Jones

Cutting Board

Materials: Maple & Cherry

Finish: Block Oil

*Challenges: Having to use side
instead of end grain*

CHECK OUT TAYLOR TOOLWORKS FOR ALL OF YOUR FAVORITE BRANDS



TAYLOR TOOLWORKS GUILD PARTNERS PROGRAM

PLEASE WELCOME THESE 30 NEW MEMBERS WHO JOINED THE GUILD IN JANUARAY & EARLY FEBRUARY

| FIRST NAME..... | LAST NAME | HOMETOWN | STATE | MEMBERSHIP | JOINED |
|------------------------|------------------|-----------------------|--------------------|-------------------------|---------------|
| David | Alexander | Kansas City..... | MO | Sawdust | 1/10/2022 |
| Colin | Gonzalez | Kansas City..... | KS | WW+..... | 1/10/2022 |
| Mike..... | Krahn | Leawood | KS..... | WW+..... | 1/10/2022 |
| Steve..... | Lagerquist | Overland Park..... | KS..... | Sawdust | 1/10/2022 |
| Brandon..... | Waldrop | Kansas City..... | MO..... | Sawdust | 1/10/2022 |
| Tammy..... | Davidson..... | Kansas City..... | MO | WW+..... | 1/11/2022 |
| Cybele | Kanin | Prairie Village | KS | Sawdust | 1/11/2022 |
| Eric | Muntzel | Kansas City..... | MO | Sawdust | 1/11/2022 |
| Anna | Suarez | Kansas City..... | MO | WW+..... | 1/11/2022 |
| Gary | Shirley | Kansas City..... | MO | WW+..... | 1/12/2022 |
| Bob | Metzler | Lee's Summit | MO | Sawdust | 1/13/2022 |
| Eric | Sheets..... | Kansas City..... | KS | WW+..... | 1/13/2022 |
| Dan | Robson | Prairie Village | KS | Benefactor..... | 1/17/2022 |
| Juzer..... | Zarif..... | Kansas City..... | MO | Sawdust | 1/18/2022 |
| Bill..... | Ferguson | Overland Park..... | KS..... | WW+..... | 1/19/2022 |
| Art..... | LaGrange | Kansas City..... | MO..... | WW+..... | 1/22/2022 |
| Quinn | Hahs..... | Kansas City..... | MO..... | Sawdust | 1/23/2022 |
| David | Friesen..... | Kansas City..... | MO | Sawdust | 1/24/2022 |
| Sawyer | Lorenzen | Lenexa | KS | WW+..... | 1/24/2022 |
| Zahid | Nana | Fairway | KS | Sawdust | 1/24/2022 |
| Randy | Pickert | Olathe..... | KS..... | Senior | 1/24/2022 |
| Joseph | Prescott | DeSoto | KS | Sawdust | 1/26/2022 |
| Kristin..... | Herman | Olathe..... | KS | Sawdust | 1/27/2022 |
| Caroline | Hoppock | Overland Park..... | KS | WW+..... | 1/27/2022 |
| Ed | Socolofsky..... | Roeland Park..... | KS | WW+..... | 1/27/2022 |
| John..... | Harris | Overland Park..... | KS | Sawdust | 2/1/2022 |
| Gary | Schultz..... | Smithville..... | MO..... | Benefactor..... | 2/3/2022 |
| Paul..... | Carrington | Smithville..... | MO..... | WW+..... | 2/4/2022 |
| Matt | Schmitz | Kansas City..... | MO..... | Sawdust | 2/4/2022 |
| Shawn..... | Van Etten | Kansas City..... | KS | Sawdust | 2/4/2022 |

02/10/2022 - Current Membership: 980

Bloomer



Hardwoods

Offered Services

- Log Milling
- Custom Drying 20,000 bf
- Planing
- Straight lining
- Glued Panels
- Wide Belt Sanding
- Profile Replication
- Custom Moulding
- Template matching of existing pattern

Phone: 816.330.3596

13585 45 Highway, Platte City, MO 64079

Hours: MONDAY - FRIDAY 8:30AM - 4:30PM

Products Available at Bloomer Hardwoods

- Ash 4/4 & 8/4
- Cedar Aromatic
- 4/4, 8/4, & 12/4
- Cherry 4/4, 8/4 & 12/4
- Maple 4/4
- Pecan 4/4 & 8/4
- Red Oak 4/4 & 8/4
- Walnut 4/4 & 8/4
- White Oak 4/4
- Plywood for Cabinets
- And many other Local Hardwoods

FEBRUARY MACHINE SAFETY REVIEW

Jointer

Jointers are used to prepare stock for making joints by smoothing and flattening an edge or surface of stock. They have high-speed rotating knives that remove material from the bottom face or edge of the board as it is pushed past them. Typically a jointer is used to make one face of a board flat, straight, and smooth and to make one adjacent edge flat, straight, smooth, and perpendicular to the jointed face.



Safety Rules

1. Set the jointer to remove no more than 1/16" of stock per pass.
2. Joint only stock that is at least 12" long and narrower than the cutting head.
3. Use push blocks when needed to keep your hands at least 3" from the cutter head at all times.
4. Do not joint the face of a board that is thinner than 5/8".
5. Although the fence can be tilted, jointing the stock at an angle could be difficult. The use of push blocks and hold-down devices is highly recommended. If possible, consider another machine for this operation.
6. Make sure that any cutter head in back of the fence is covered by a guard.
7. Always run wood through the jointer with the grain running parallel to the length of the jointer bed; never joint across the grain. Examine the stock for grain direction, warp, twist, burl, swirl, kink, and cup before jointing.
8. When straightening a cupped or bowed piece of stock the concave face should face down and the humped or convex face up.
9. Always feed toward the out-feed table.
10. When you are jointing the face of a board, don't let your thumb or fingers hang over the back end to push it through the jointer.
11. Walk a long board through the cut. Never stand facing the fence.
12. Avoid applying pressure to the leading few inches of stock, since that may result in tipping the board or your fingers into the cutter at the start of the cut.
13. Do not back your workpiece out of a cut; either keep going in the direction of the out-feed table or shut the machine off and lift your workpiece off once the cutter head has come to a stop

MEMBERSHIP EQUIPMENT AND TOOL SALE!!! FIRST COME / FIRST SERVED * SALE CATALOG

Starting at 6:00pm, before the General Membership Meeting on Wednesday, February 16th, 2022, the items shown here will be sold on a first come, first served basis. Payment may be by Cash Check or Credit Card.

Dewalt Saw Stand \$109 [MS Stand] ↪



↪ **Dewalt Saw Bracket \$20**



↪ **Dewalt 12" Miter saw with Forrest damper \$ 150.00 each [2 available]** ↪



Continued on Page 28

Continued from page 27

EQUIPMENT AND TOOL SALE CATALOG

Depth stop fence \$10 each ↷



Jointer Plane \$60 ↷



Other wooden planes \$10 each



Transition plane



Wooden Rabbet



Wooden round view 1



Wooden round view 2

Continued on Page 29


Continued from page 28

EQUIPMENT AND TOOL SALE CATALOG

#6, #5, #4, Planes \$10 each



Hand Screw Kits with Instructions #15 each



Continued on Page 30

Continued from page 29

EQUIPMENT AND TOOL SALE CATALOG

Hitachi Router \$15



Delta 3 wheel bandsaw \$40



GUILD ACTIVITIES AT THE SHOP:

Always check the guild website before leaving home to be sure that a scheduled event is actually taking place.

There will also be times when the shop will be closed to open shop periods due to a special meeting, class or event. These closures will be clearly noted on the monthly open shop schedule and are typically highlighted by a color other than the green background that normally indicates an open shop period.

BOARD, LEADERSHIP COMMITTEE & GENERAL COMMITTEE DIRECTORY

| | | |
|---|----------------------|--|
| President..... | Craig Arnold | president@kcwg.org |
| Vice-President | Cal Hobbs | vicepresident@kcwg.org |
| Secretary | Mike McCauley | secretary@kcwg.org |
| Treasurer | Gary Mielke | treasurer@kcwg.org |
| Member-at-Large | Tim Locke | memberatlarge@kcwg.org |
| Director of Assets..... | Chuck Saunders..... | assets@kcwg.org |
| Communications - Questions, comments & suggestions..... | | teamcomms@kcwg.org |
| Director of Communications.. | Ron Haw | communications@kcwg.org |
| Asst Dir of Communications . | Mark Crowley | communications@kcwg.org |
| Director of Events..... | Chris McCauley | events@kcwg.org |
| Library - Questions, comments & suggestions..... | | teamlibrary@kcwg.org |
| Librarian..... | Don Steele | library@kcwg.org |
| Newsletter Editor | Ron Haw | newsletter@kcwg.org |
| Director of Membership..... | Jim Berard..... | membership@kcwg.org |
| Director of Programs..... | Matt Nowak..... | programs@kcwg.org |
| Director of Safety..... | Mike Jones | safety@kcwg.org |
| Director of Sponsorship..... | Duane Miller | sponsorship@kcwg.org |
| Director of Training | Norm Carpenter..... | training@kcwg.org |
| Asst Director of Training | Brent Murphy..... | assttraining@kcwg.org |
| Videos - Questions, comments & suggestions..... | | teamvideo@kcwg.org |
| Website - Questions, comments & suggestions | | teamweb@kcwg.org |
| Web Master | Mark Crowley | webmaster@kcwg.org |

ESSENTIAL LINKS & SERVICES

| | |
|---|---|
| Kansas City Woodworkers Guild Website | https://kcwg.org |
| KCWG CNC Special Interest Group | cnc@kcwg.org |
| Guild Training and Available Classes | http://kcwg.org/classes/ |
| Members Only Section (Password Rqd)..... | http://kcwg.org/member-only-area/ |
| Guild Photo Bank and Upload Center | https://member.kcwg.org/photo-submission/ |
| Place a Classified Ad..... | classifieds@kcwg.org |
| GUILD Online Auction Page..... | https://member.kcwg.org/auctions/ |
| KCWG Facebook Page | https://www.facebook.com/kcwg |
| KCWG Videos | https://kcwg.org/videos |

VISIT
THE KANSAS CITY
WOODWORKERS GUILD
ONLINE AT
www.kcwg.org

