

WOOD WORDS

President's Comments	1
"HOBBS" ervations	3
Program for January	3
Treasurer's Report	4
From the Shop	5
Communications Report	6-7
Anarchist Tool Chest	10
Sponsorship	12
New Equipment Announcement	14
Membership	14
Rough to Ready	17
Safety First	19-20
CNC SIG	20
From the Library	21
WOODWORDS (The Podcast)	22
Flag Cases Project	24
Santa's Workshop Wrap Up	27



Kansas City Woodworkers' Guild

PUBLISHED BY THE KANSAS CITY WOODWORKERS GUILD * 3189 MERCIER ST * KANSAS CITY * MO * 64111

PRESIDENT'S COMMENTS

Another year begins and my woodworking project list gets another few items added to it. I hope you and your families had a great holiday season.

Did get your projects completed for the holidays? As the Guild shop is not so busy this time of year, it's great for completing the projects that didn't get finished.

Did you know January is National Hobby Month?

With the onset of New Year's resolutions, many people decide to take up a new hobby, making January the prime time to try new activities.

How about introducing woodworking to a family

member, friend, or neighbor? If your grandkids ask how you made something, take them into your shop and show them, and then build something with them. Take pictures and share on social media and later your grandkids can share those memories with their grandkids.



I plan to pick up a couple of new hobbies: gilding (application of metal leaf) and also leaded glass. I've got projects that call for both of those new hobbies so I get new tools!

That's it from the shop this month. See you in the shop. Masks are optional for the vaccinated, strongly encouraged for the unvaccinated unless the city mandates something different.

Sincerely,
Craig Arnold
KCWG
President





New!

\$119⁹⁹

ROCKLER 4-PIECE DIGITAL MEASURING KIT

- Unfailing precision and digital convenience!
- Magnetic level box attaches to blades for precise angles
- Includes caliper, height gauge, level box, angle ruler, case

SKU: 89409



New!

\$49⁹⁹

JIG-IT® KNOB AND PULL PRO DRILLING GUIDE

- Ensures accurate hole spacing by using the actual pull for setup
- Adjustable stops for efficiency and repeatability

SKU: 53038



New!

\$49⁹⁹

ROCKLER MAGNETIC LED TASK LIGHT

- Bright light where you need it most!
- Magnetic base clings to 2 included screw-mount "docks" and clamp-mount bracket
- High, low, floodlight and spotlight settings

SKU: 68061

WHILE SUPPLIES LAST



4/4 RED OAK
\$3.49 BD. FT.

SKU: 64827 **IN-STORE ONLY**



4/4 ASH
\$3.49 BD. FT.

SKU: 62792 **IN-STORE ONLY**



LET'S BUILD YOUR SHOP SALE PRICING VALID 12/31/21-1/27/22
15340 W 119th St. • Olathe, KS 66062 • (913) 815-2002 • Rockler.com
Please check Rockler.com for current store hours.

“HOBBS”ERVATIONS

I hope you all are off to a great start in 2022. I am hoping that this year I can work on some unfinished projects, as well as start some new ones. Possibly make a few dollars along the way to support the habit (I do have two kids in college you know)!

And speaking of dollars, an issue has been raised about use of the Guild shop for money-making purposes. Allow me to attempt to explain the thoughts from the board, as we discussed this thoroughly the last time we met.

The Guild shop is not for professional purposes, it is for the use of our members. For the purposes of clarity, the Guild is not against members, from time to time, selling an item or two, when you happen to use the

shop. We are not against an occasional side hustle or selling something on Etsy or something similar. However, that is very different than a professional shop using Guild equipment, tools, and space for an 8 hour shift, day after day, or signing up your employees to use the Guild shop in order to further your business.

Put another way, if your living is woodworking or based on using woodworking equipment, you should not be using the shop for your professional gain. That would unfairly take up the resources that we all collectively pay dues for and volunteer our time to keep in good working order.

Furthermore, if you do happen to sell something that was made using the

Guild shop, consider a donation to the Guild. I have personally sold some of my work that was at least partially done using the Guild shop. So in the future I will be much more aware and will be much more likely to donate.

I hope this clears things up for those of you who were wondering. And if you are the shop foreman and things look a little out of balance, feel free to ask questions and to remind members why we have the Guild shop, and of the shop's proper use. Feel free to email me or the board if you have any further questions. Thanks, Cal



Cal Hobbs
KCWG
Vice President

JANUARY MEETING PROGRAM

At least once a year, we like to give you a personal safety briefing as part of the program. I attended a Turners' meeting at which Nurse Wendy gave a great short program on putting together a personal first aid kit for

your potential use at home and in your shop.

Basically, she took a fishing tackle box and filled it with an assortment of items that you are most likely to need for treating most smaller, non-life-threatening

accidents. Wendy puts each item into the tackle box and explains its purpose when that's necessary. She even includes instructions about using certain things with the thought in mind that you might be taking blood

Continued on Page 4

Continued from page 3

thinners, for example, a daily aspirin.

What's really cool is that Wendy is quite the accomplished wood worker and wood turner and I discovered that her father teaches wood turning in the Chicago School of Woodworking. So, she definitely has the street or shop cred to teach this

program on personal safety items.

In addition to Wendy's program, we will also have a program on how to use the new laser engraver and cutter that is being installed in the shop. This is not your personal table-top machine. It's a shop-worthy piece of equipment that I suspect may drive an increase in membership simply because some will join just to have

access to this one machine. I know that I'm excited about it.

So, you have two great programs in January and I hope to see you there.



Matthew Nowak

Director of Programs

YEAR END FINANCIAL UPDATE

The 2021 financial data has been finalized and the budget for 2022 will be completed and approved by the end of the month. The Guild ended the year in a sound financial position. At year end cash and CD's total a little over \$245 thousand. This is an increase of over \$38 thousand for the year. The annual financial report to members will take place at the January 19th general meeting. The report will provide an overview of 2021 financial activity. Make sure you come to the meeting or Zoom in. This is your opportunity to get the information firsthand and to ask question. It is also my annual time in the spotlight and a large audience is good for my ego.

If you cannot make the meeting but are interested in financial detail, it is on the website in the "Members Only" section. The section contains monthly financial activity and the year-end financial statement. Please review the material and email me any questions or comments.

You can also see me individually. I will do my best to answer any questions and act on comments to improve financial reporting.



I need to thank all the individuals who contributed their time and money to make the Guild so successful. My job is much easier and straight forward if the funds to operate the organization are available. Thank you all for making that happen and let us do it again in 2022.

Hope you all have a Happy and Healthy New Year.



Gary Mielke
Treasurer

FROM THE SHOP

It's a new year and your dues are up for renewal, I know, buzzkill. Let me take a moment to point out one of the greatest resources of the Guild, our Shop Foremen. These members give that most valuable gift to the Guild, their time, in order to make the shop available to the membership and promote the woodworking craft. In addition to opening the doors, they provide a rich repository of woodworking knowledge and a sounding board to bounce your ideas off of. They are the calm eye of safety, keeping watch ready to step in when haste is about to make waste and our safety record speaks to their efforts. It's not easy to commit to setting aside a block of time, the same time, every month or week just to come in and watch the shop, but that is what every Foreman does and does gladly.

Since the Guild is a wholly volunteer organization it relies upon the membership to step up and contribute towards the operation of the organization. Being a Foreman is one way to contribute but there are also the positions on the Board and the Leadership Committee (LC). And as luck has it, elections are this April for the open Board and LC positions (See Tim Locke or Mike McCauley). You say you're not ready to serve in an elected position? Check in with any of the LC members that interest you,

there's always opportunities to assist in each area.

The Guild works because the members get involved and the Foremen are certainly involved. I did a quick tally on the napkin and along with 5 having received the Lifetime Achievement Award, The current foremen have held the following positions: President(7), Vice-President(8), Secretary(2), Treasurer(1), Assets(1), Communications(2), Membership(2), Safety(2), Events(2), Training(5), Programs(1), Sponsorship(1)

My special thanks to our Shop Foremen for all their contributions to the Guild: Barbara Hinton, Chris McCauley, Craig Arnold, Dave Kraatz, David Krug, Ed Stuart, Gary Creek, Gary Mielke, Gary Strohm, George Rexroad, Jerry Thompson, John Sloss, Kara Paris, Keenan Orhan, Kevin Thomas, Kolton Stimpert, Mark Waugh, Matt Nowak, Mike Jones, Mike McCauley, Norm Carpenter, Rob Young, Roger Bartlett, Roland Mohler, Ron Haw, Ron Lomax, Terry Johnston, Tom Smoller and Wayne Peterson.



**Chuck
Saunders**
Director of Assets

COMMUNICATIONS REPORT

After two years of COVID and masks and working from home and kids trying to get an education online, here comes another bridge to cross. As a Leadership Committee Member and a Shop Foreman, I have seen and been a part of the effort to help keep the guild shop and our organization growing and informed. Each of the LC members have contributed to, what I believe, has been a successful effort. As we enter 2022, stop and ask yourself if you might be able to step up and offer your skills in becoming a member of the Leadership Committee or the Board of Directors. I am completing my second two-year stint as the Communications Director and Newsletter Editor and I believe that I will be turning my small contribution to the guild in a better condition than I found it.

In the past few years, the folks on the Communications Committee have re-designed the newsletter, and the Library Team has been working hard to keep the Guild Library organized. Mark Crowley, our webmaster, has totally re-designed and updated the guild's website and behind the scenes he has worked with the Membership Committee to automate many of the issues that had made signing up for and renewing memberships a highly cumbersome process. While you would not have noticed this effort, it eliminated many many hours of work for both the Communications and the Membership teams. You might stop and thank Mr. Crowley the next time you see him. There are still a few more irons in the fire that I hope to have completed in the near future, but more on those in the coming months.



With the election of officers and Leadership Committee members coming up in April, we are looking for someone to run for the Communications Director's position, and a volunteer to take over as the Editor of the WoodWords Newsletter. If you think that you might be interested in becoming one of these team leaders, please contact one of the Election Committee members (Tim Locke heads this committee and you can message Tim at: memberatlarge@kcwg.org).

On another topic, we recently did a study on the WiFi services at the guild. We found it lacking in a few areas and are replacing some of the network gear with more

Continued on Page 7

Continued from page 6

efficient equipment. We also discovered that during the period that we were checking the WiFi access, there were six people online using that access. The problem is that at the time there were only three people working in the guild shop. This leads to the conclusion that folks outside of our premises have been accessing and using our internet access through our open access guest ssid. As a result, sometime in the next

month, I've decided that all WiFi access at the guild will be reconfigured to require a password to use the WiFi in the KCWG shop. We will send out an email to all members with the new SSID codes and the appropriate passwords you will need to get online. I'll also make sure that the information is at the shop should you forget to bring it with you. Once you have entered the new access codes (and you don't delete

them) your phone, ipad, apple watch, computer and other electronics you may want to use at the guild, will be able to easily connect to the guild's internet service. This should be just a minor nuisance initially and should result in a better experience for us all.



Ron Haw
Director of
Communications
& Newsletter Editor



Choose from a wide range of prescription safety glasses & other safety products!

CHECK US OUT AT WWW.RX-SAFETY.COM



Phillips Safety Products, Inc.

Specialized industrial safety & medical products

- Laser Safety
- Radiation Protection
- Welding and IR Safety
- Hot Glassworking Eyewear

VIEW OUR WEBSITE AT WWW.PHILLIPS-SAFETY.COM



Prescription eyeglasses as low as **\$26.00!**

FOR MORE INFORMATION VISIT US AT WWW.MYEWEAR2GO.COM



MEMBER PROJECTS



Craig Arnold

Boxes

Materials: Scrap Woods

Finish: Eventually, Boiled Linseed Oil

Points of Interest: Different Woods for the Top and Bottom

Photos Courtesy Neal Ray Shoger



Efi Kamara







Table and Four Chairs

Materials: Tupolo

Points of Interest: Make from One Piece of Wood



PLEASE SUPPORT OUR KCWG SPONSORS

COMPANY NAME	ADDRESS/WEBSITE/DESCRIPTION	KCVG DISCOUNT AMOUNT
	Rockler (Mahogany Sponsor) 15340 West 119th Street • Olathe, KS 763.478.8214 rockler.com/olathe-store	10% Show current membership card on order/payment-Some Restrictions May Apply
	Woodcraft (Mahogany Sponsor) 8645 Bluejacket Road • Lenexa, KS 913.599.2800 woodcraft.com/stores/kansascity Power tools and accessories, hand tools, fasteners, hardware, wood, finishes, clamps, workbenches, personal safety equipment and education.	10% Show current membership card on order/payment
	Taylor Toolworks (Mahogany Sponsor) Columbia, MO 573.397.6432 taytools.com Specialty hand tools, supplies and fixture and jig hardware.	10% INPUT coupon code KCWG10 to receive discount
	L&K Hardwoods (Mahogany Sponsor) 3101 N Lentz Road • Independence, MO 816.249.4400 landkhardwoods@gmail.com • landkhardwoods.com Custom milling, kiln drying, hardwood lumber, live edge slabs, and custom furniture.	10% Show current membership card on order/payment
	Walrus Oil (Cherry Sponsor) Springfield, MO 816.848.8598 • https://walrusoil.com/ Oil and wax finishes for cutting boards, furniture and leather and waterless skincare.	10% Identify KCWG membership on order Coupon Code: KCWG
	Lie-Nielsen Toolworks (Cherry Sponsor) Warren, ME 207.273.2520 lie-nielsen.com Hand tools, sharpening and tool care products, workbenches and education for woodworkers.	10% Offered only on purchases made at the annual guild tool show. Must show current membership card on order/payment at the guild

WHAT IS THE ANARCHIST TOOL CHEST?

The Anarchist Tool Chest is the first in a trilogy of books, written by Christopher Schwarz. While the other two cover design and a solid workbench, the first, in my opinion, is the most important. I've followed Chris's work for many years. I've taken three classes, in all, with him. I find his writing informative, humorous, and engaging.

This book covers Chris's early roots in woodworking and his path as a mostly hand tool woodworker. But its most important part is a list of essential tools and a place to put them. The tool chest itself is a large English floor style chest. It includes three sliding tills to hold the smaller tools in your kit. It also features a till for handsaws and a rack for chisels. It is of solid construction of Eastern White Pine with a hand cut dovetailed carcass. It is a project that will test and improve your abilities as a woodworker.



Since Chris has stepped back from traveling and teaching to concentrate his efforts on writing and running his publishing business, Lost Art Press, his longtime cohort, Megan Fitzpatrick, has taken up teaching the building of the chest. Chris and Megan worked together for many years at Popular Woodworking Magazine and now at Lost Art Press. Some of you will remember Megan as the editor of Pop Wood when we hosted the Bar-b-que dinner for

Woodworking in America back in 2015. Megan is a talented writer, woodworker, and teacher. She is also a good follow on Instagram @1snugthejoiner where





you can follow her exploits teaching, renovating her early 1900's home, and her cat, Olivia the Greyt. We are happy to welcome Megan back to the Guild to teach the Anarchist Tool Chest class March 14th thru the 18th. There are openings for the class, so please sign up soon. Megan will also be presenting at our monthly meeting for March, so be sure to attend.



Kevin Thomas
Future Training
Director

PLEASE SUPPORT OUR KCWG SPONSORS

COMPANY NAME	ADDRESS/WEBSITE/DESCRIPTION	KCVG DISCOUNT AMOUNT
 <p>Baird Brothers FINE HARDWOODS Our Family's Heritage Your Family's Home</p>	<p>Baird Brothers Fine Hardwoods (Cherry Sponsor) Canfield, OH 800.732.1697 • bairdbrothers.com</p> <p>Hardwood lumber and plywood, custom millwork, mouldings, interior doors, stair parts and tools.</p>	<p>10% Identify KCWG membership on order</p>
<p><i>Bloomer Hardwoods</i></p>	<p>(Pine Sponsor) Phone: 816.330.3596 13585 45 Highway Platte City, MO 64079</p> <p>Hours: MON - FRI 8:30AM - 4:30PM</p> 	
 <p>Stone's Sticks Stone DuCimetiere, Owner. Hardwood for crafting, DIY projects, outdoor and indoor firewood. Follow us on Facebook: Stone's Sticks</p> <p>417 N. Colorado Ave. 620.931.8679 Burrton, MO 64702 stonessticks2019@gmail.com</p>	<p>Stone's Sticks (Pine Sponsor) Burrton, KS 620.931.8679 stonessticks2019@gmail.com</p> <p>DIY hardwood craft supplies, lumber, trim, cooking wood and firewood.</p>	<p>10% Show current membership card on order/payment</p>
<p>Tom The Sawyer Portable Sawmill Service TomTheSawyer.net</p>	<p>Tom the Sawyer (Pine Sponsor) 39535 W 111th Street • Eudora, KS 816.896.5170 tomthesawyer.net</p> <p>Portable sawmill service.</p>	<p>10% Identify KCWG membership on order</p>
 <p>NEAL RAY'S PHOTOGRAPHY</p>	<p>Neal Ray's Photography 9 E Kansas Street • Liberty, MO 816.582.5968 nealraysphoto@gmail.com</p> <p>Photographic studio portraits.</p>	
<p>SUPERIOR GRINDING</p>	<p>Superior Grinding 5315 Raytown Road • Raytown, MO 816.561.8665 superiorgrindingllc.webstarts.com</p> <p>Sharpening tools used by professionals and homeowners.</p>	<p>10% Show current membership card on order/payment</p>

SPONSORSHIP

Sponsors listed in the newsletter and on the Guild web page include both local and out-of-town businesses. Additionally, some businesses are franchises of national entities. Recently questions regarding the Guild discount at sponsor businesses have arisen:

1. Does the Guild discount apply to ALL items in the store? In general, the answer is no. When shopping for or purchasing items from a sponsor, ask if the Guild discount applies to the item(s) in question. My personal experience is that the discount may apply to some, if not all, of the items. Generally, this question applies to manufactured items rather than material stock. Some manufacturers do not allow discounts at the retail level other than the manufacturer's promotional discount. The store that discounts that item can lose their supplier.

2. Does the Guild discount apply to purchase items from a LOCAL sponsor that are not in stock or I would like delivered? Please contact the sponsor direct. Sponsors may require that you order from the local store in person or by phone.

3. Does the Guild discount apply to purchase items from an OUT-OF-TOWN sponsor? Most of the sponsors located out of the immediate Kansas City area have codes listed in the newsletter to assist placing orders. If in question, contact the sponsor directly of their requirements for identifying Guild membership.

Please let me know any requirements we have not listed that would help other



members.

In addition to our sponsors identified by their logo throughout this newsletter, we would like to thank the following for their gifts:

DONATIONS TO RAFFLE TABLE – NOVEMBER

John Van Goethem: Frame Clamp set.
Moxen Vise kit

Rockler: various items

Donation to Raffle Table – December

John Van Goethem: Peg Game with instructions, Card Holders

Matt Nowak: Step Stool

Norm Carpenter: Kimiko Panel

Ron Lomax: Rectangular Box with hinged lid, Octangular Box with lift lid, Rectangular Box with slide lid

Tom Vece: 6 Board Chest

Jim Berard: Book Router Magic

Craig Arnold:
Rectangular Box
with lift lid



Duane Miller
Director of
Sponsorship

MEMBER PROJECTS



**Photos Courtesy
Neal Ray Shoger**

Steve Hendren

Football Cutting Board

Materials: Walnut & Maple

Finish: Odie' Oil

Points of Interest: Woodcraft Plan

Challenges: Cutting slots

Mike Swearingen

Thor Hammer

Materials: Rosewood (Head), Osage Orange (Handle)

Finish: Walrus Oil

Points of Interest: Rockler Class

Challenges: Turning the handle



Craig Arnold

Shell Clock

*Materials: Curly Maple, Ceramic Tile, Shells
and Sand*

Finish: Boild Linseed Oil

Points of Interest: Sand Finish for Clock Face

Challenges: Selecting shells for the hour markers

I WELCOME OUR ROBOT OVERLORDS

Big news, we are getting a laser engraver! The laser will be arriving on January 19th, just in time for the January General Meeting. The tech setting up the laser is planning to be at the meeting to introduce the laser. The February Basic Skills class will be on using the laser. For those of you interested in the specifics, it is a Rabbit Laser 80 watt CO2 with a 24"x36" work table. The software we will have is Lightburn (it's like Corel) and Photograv (for pictures). To use the laser will require an orientation (similar to using the CNC router) before using. I think this will be a nice addition to the shop and an expansion of our capabilities.



An Announcement by Our Assets
Director: **Chuck Saunders**

MEMBERS ARE RACING TO RENEW IN 2022!

Membership renewal season is progressing well with about 455 renewals (48%) received thru Jan 4. **Thank You!** We've had 70 New Members enroll between Nov. 17, 2021 thru Jan 4, 2022. **Welcome**



Aboard!

A renewal reminder email is scheduled for 1/20/22 right after our January General meeting on Wed. the 19th. Once a member renews, they will not receive future reminders. Members can also renew thru the Members Only Area of the kcwg.org website or by mailing a check to the Guild noted, Attention: Membership.

We will continue the \$5 discount for early renewals (now thru 1-31-22). The overall renewal period will continue until February 28, 2022. After February 28th, you will be considered a new member and will need to re-qualify for your Green Badge.

Jim Berard
Director of
Membership



PLEASE WELCOME THESE 84 NEW MEMBERS WHO JOINED THE GUILD IN NOVEMBER, DECEMBER & EARLY JANUARY

<u>FIRST NAME</u>	<u>LAST NAME</u>	<u>HOMETOWN</u>	<u>STATE</u>	<u>MEMBERSHIP</u>	<u>JOINED</u>
Yev	Zakharov	Bonner Springs	KS	Sawdust	10/13/2021
Kristin	Vietti	Kansas City	MO	Sawdust	10/16/2021
Ben	Tensing	Overland Park	KS	Benefactor	10/18/2021
Tom	Koehler	Kansas City	KS	Sawdust	10/19/2021
Rob	Land	Leawood	KS	Benefactor	10/19/2021
Spencer	Klaus	Leawood	KS	Sawdust	10/20/2021
Stephen	Hoyer	Overland Park	KS	WW +	10/26/2021
Brenda	Sander	Kansas City	MO	WW +	10/26/2021
Charles	Bain	Mission	KS	Sawdust	11/17/2021
Kevin	Canales	Lake Waukomis	MO	Sawdust	11/17/2021
Ellen	Hailey	Kansas City	MO	Sawdust	11/17/2021
Stephen	Hoyer	Overland Park	KS	WW +	11/17/2021
William	Trakas	Kansas City	MO	Sawdust	11/17/2021
Blake	Williams	Kansas City	MO	Benefactor	11/17/2021
Ken	Meek	Lenexa	KS	WW +	11/18/2021
Stan	Vest	Turney	MO	Benefactor	11/18/2021
Denise	Chevalier	Parkville	MO	Sawdust	11/19/2021
Dwayne	Neal	Olathe	KS	Student	11/20/2021
Buck	Hessel	Kansas City	KS	Sawdust	11/22/2021
Parker	Burgess	Baldwin City	KS	WW +	11/23/2021
Joshua	Fraser	Kansas City	MO	Sawdust	11/24/2021
Bruce	Hattig	Lee's Summit	MO	WW +	11/25/2021
Claire	Sloss	Chicago	IL	Sawdust	11/25/2021
Guy	Alon	Overland Park	KS	Sawdust	11/29/2021
Jared	Davis	Raymore	MO	Student	11/29/2021
Grace	Ambrose	Kansas City	MO	WW +	11/30/2021
Kris	Beckloff	Leawood	KS	Regular	12/6/2021
Suzanne	Hogan	Kansas City	MO	WW +	12/6/2021
Charles	McMurray	Kansas City	MO	WW +	12/6/2021
Zach	Lahr	Kansas City	MO	Regular	12/7/2021
Ben	Mattern	Kansas City	MO	Benefactor	12/8/2021
Aaron	Mick	Lee's Summit	MO	Sawdust	12/9/2021
Shawn	Grischow	Lee's Summit	MO	WW +	12/10/2021
Anna	Baker	Kansas City	MO	Sawdust	12/11/2021
Rebecca	Kidwell	Kansas City	MO	Sawdust	12/11/2021
Terry	Ripperger	Blue Springs	MO	Sawdust	12/11/2021
Rex	Bonar	Overland Park	KS	Sawdust	12/12/2021
Tyler	Castrop	Gardner	KS	Benefactor	12/13/2021
Christopher	Gleason	Overland Park	KS	Sawdust	12/13/2021
Adam	Takac	Kansas City	KS	Sawdust	12/13/2021
Gary	Holterman	Overland Park	KS	Sawdust	12/14/2021

Continued on Page 16

Continued from page 15

FIRST NAME	LAST NAME	HOMETOWN	STATE	MEMBERSHIP	JOINED
Henry	Adamiak	Shawnee	KS	WW +	12/15/2021
Kurt	Altenhofen	Kansas City	MO	Sawdust	12/15/2021
Jason	Byrley	Kansas City	MO	Benefactor	12/15/2021
Miranda	Gibbs	Kansas City	MO	Sawdust	12/15/2021
Laura	Marx	Lenexa	KS	Sawdust	12/15/2021
Chase	Shelton	Kansas City	MO	WW +	12/15/2021
Steve	Brown	Kansas City	MO	WW +	12/16/2021
Aaron	Goleman	Kansas city	MO	Sawdust	12/17/2021
Gayla	Goleman	Kansas City	MO	Sawdust	12/17/2021
Elizabeth	Kampfer	Kansas City	MO	WW +	12/17/2021
Patrick	Carrell	Smithville	MO	WW +	12/18/2021
William	Foster	Smithville	MO	WW +	12/18/2021
Charles	Mader	Kansas City	MO	Benefactor	12/19/2021
Brian	Noble	Lake Waukomis	MO	WW +	12/19/2021
Marcia	Lane	Kansas City	MO	Sawdust	12/20/2021
Kim	Wineland	Bucyrus	KS	WW +	12/21/2021
Shelley	Collins	Overland Park	KS	Benefactor	12/24/2021
Jessica	Milson	Kansas City	MO	WW +	12/24/2021
Anna	Haynes	Kansas City	MO	Sawdust	12/25/2021
David	Homer	Stilwell	KS	Benefactor	12/25/2021
Stephen	Sickel	Kansas City	MO	Sawdust	12/25/2021
Natalie	Houtakker	Kansas City	MO	WW +	12/26/2021
Dan	Gittemeier	Overland Park	KS	Sawdust	12/27/2021
Chris	Kruse	Parkville	MO	Sawdust	12/28/2021
Kip	Kubin	Leawood	KS	WW +	12/29/2021
Dennis	Zwahlen	De Soto	KS	WW +	12/29/2021
Michael	Kruse	Lenexa	KS	Sawdust	12/30/2021
Brad	Schrock	Kansas City	MO	Benefactor	12/30/2021
Bruce	Wallace	Overland Park	KS	Sawdust	12/31/2021
Joel	Granier	Lee's Summit	MO	WW +	1/2/2022
John	Hauk	Overland Park	KS	WW +	1/2/2022
Glenn	Liolios	Overland Park	KS	Sawdust	1/2/2022
David	Moore	Lee's Summit	MO	WW +	1/2/2022
Roger	Pesek	Gardner	KS	Benefactor	1/2/2022
Julia	Sevin	Independence	MO	Sawdust	1/2/2022
Terry	Still	Parkville	MO	Benefactor	1/3/2022
Miles	Callahan	Kansas City	MO	Sawdust	1/4/2022
Brandon	Gray	Kansas City	MO	WW +	1/4/2022
Tom	Dockweiler	Overland Park	KS	Sawdust	1/5/2022
Luke	Jones	Kansas City	MO	WW +	1/7/2022
Samuel	Morgan	Kansas City	MO	Sawdust	1/7/2022
Danny	Kaleikau	Independence	MO	Sawdust	1/9/2022
John	Boyd	Kansas City	MO	Benefactor	1/10/2022

11/8/2021 Current Membership: 961

WHAT IS ROUGH TO READY (R2R)?

If you're new to woodworking, are unfamiliar with all the equipment, or just need a refresher on how the equipment works, the R2R class is a good way to earn your Green Tag, so you can freely use the equipment during open shop hours.

The Rough to Ready class is a hands-on class that uses 8/4 planks of rough wood straight from the sawmill. You will utilize almost every piece of equipment in the guild shop to process the pieces needed to make a 5"x9"x3.5" box with a lid.

During the class one or two students will work directly with a qualified instructor as you cut 4 boards of specific dimensions out of the sawmill wood. You will go through the set-up, safety rules, and usage of: Sliding

miters and 90° straight cuts), and the Router Table (to put a decorative edge on the box top). Then you will use masking tape to clamp the box together as you glue up the box, and finally return to the Dado Saw to cut a rabbet in the lid. This class will take 4-5 hours to complete. There is a charge for the class and the wood is provided. We give you a list of recommended tools to bring with you, these are tools you will use throughout your woodworking life.

As a student, you will leave with a box ready for final sanding and finishing (and sufficient wood left over to make a second box) and a Graduation Certificate suitable for framing, all while you earn your Green Name Tag.

To sign up for a R2R class, go to:

<https://www.signupgenius.com/go/20f0b4ca4ac2ea4fb6-rough>



Miter Saw, Radial Arm Saw, Jointer, Planer, Rip Table Saw, Resaw Bandsaw, Wide Belt Sander, back to the Thickness Planer, Dado Saw, Cross Cut Saw (with sleds to cut 45°

Attention Woodworkers: If you enjoy helping new or less experienced woodworkers, the Rough to Ready classes are always looking for new instructors. You will work one (or two) on one with a student to instruct them on the Safe usage and set-up of the tools listed in the article, training provided. If you think you might be interested, contact: R2R@kcwg.org

**Mike
McCauley**
Rough to
Ready
Coordinator



MEMBER PROJECTS

Roger Bartlett

Table

Materials: Walnut, Ash & Beech


Finish: Poly/Water Based Poly

Points of Interest: Laminations, Bending

Challenges: Intersections, Mating the Surfaces



**Photos Courtesy
Neal Ray Shoger**



Steve Hendren

Router Plane

Materials: Walnut and Hickory

Finish: Odie's Oil

Points of Interest: \$12 Total Investment

Challenges: Tight Tolerances



Steve Hendren

Plane Restoration

Points of Interest: Restoration of my Dad's Plane

Challenges: Lots of Rust

SAFETY FIRST and KEEPING IT CLEAN

First off, let me wish you all a very Happy New Year. In follow up to my November note about the bathroom and kitchen issues, let me put your minds at ease by letting you know we are researching the cost of having a cleaning service do the cleaning for us. With that said, I would ask that if any of you reading this article know of someone who does commercial cleaning, I would be interested in talking to them. We are looking for a price for someone to come in once per week and clean the bathrooms, kitchen and sweep and mop the front lobby area. It isn't a huge job, but leadership agrees it needs to be done and we might be better off having it professionally done each week. More news to follow.

As we all start preparing to get into the shop over the winter, it is worthwhile to remind everyone that taking your time when building your project, is the first step in safe behavior. If you're like me, you might tend to

put things off until the last minute, get into the project build, and start forgetting the safe steps we expect while operating Guild machines. As with any project, woodworking or otherwise, planning is essential. Take the time to think through or even write down the steps, create a working drawing or plan, and proceed to follow those steps. You will be glad you did. More importantly,



think about how you intend to process your material and remember our safety guidelines for use of the shop. Always take your time. Don't get rushed. When you rush, accidents happen. It is also important to remember that the machine you are using is probably needed by another member and they

are also fighting the clock, so be aware and make sure that you aren't tying up the machine too long. Like most of us, we are limited to the time we have to get things done while in the shop, and we want to get as much done in that time, but don't put on blinders and forget that a lot of people are in the same time crunch. Since we are a shared community shop, be courteous and aware of people also needing the same machine. Again, don't rush to do your work, but think about your steps and be diligent in completing those steps. When you're done, take a moment to clean up the area on and around the machine and move on to your next step. It is also more of a courtesy request than a safety issue but do the right thing by cleaning up the glue that ultimately lands on the clamp bars. It is really easy to break the clamps off your work and throw them back on the clamp rack, and completely forget about cleaning the glue off. We all

Continued on Page 20

SAFETY FIRST

Continued from page 19

know what it is like preparing to do a glue-up only to have to spend extra time we don't have cleaning the clamps to use them. Sorry for straying from the safety part of this article. Personal experiences recently have steered me

off the subject at hand. Just remember, no project is so important to risk your safety, no matter how important it is to get it done. If you can't get it done, don't sweat it... I'm certain your family will appreciate you having full

use of your hands for future work.

See you in the shop

Mike Jones
Director of
Safety



NEW LEGACY MAVERICK CNC

Guild members continue to explore the capabilities of our new Legacy Maverick CNC. Recent projects include custom signage, honeycomb shaped trivets, box joint containers-both large and small, as well as cutting

center (think lathe). These additional work surfaces provide options for the user not found on most other brands of CNC. The versatility of the Maverick will allow the user to complete many projects with great precision and consistency.

the control system used by the Maverick. If you have a project in mind and you wish to use the CNC for all or part of your project contact the CNC instructors by sending an email to CNC@KCWG.org. List your name and contact information and one of us will contact you.



The CNC Special Interest Group will be meeting on a monthly basis this year, and several topics and projects related to the CNC are planned. If you have an interest in the potential of the CNC you should plan on joining us for these monthly meetings. Dates and Times can be found on the Guild monthly calander.

boards and catch-all trays.

In addition to the usual horizontal work space the Maverick CNC also has a vertical table and a turning

If you can imagine a project the CNC may be a very useful tool to use.

Many Guild members have completed the orientation to

Ed Stewart
CNC SIG
Coordinator




FROM THE LIBRARY

The 2022 Membership drive is underway until the end of February. If you are a new member you may not be in the library patron file yet. If you are not listed as a patron and want to check out a book or dvd, please send an email to librarian@kcwoodworkersguild.org -or- library@kcwg.org with your name, the email address you use with the Guild, and your membership number (this is on the back of your nametag in the shop or in an email you received from Membership). We will add you as a patron and notify you when that is done. If you have any questions, please email us.

There is a Library Checkout binder on the Library desk if you would prefer to use that instead of using the computer. Items that are

returned should be placed in container on the desk marked "Returns" and we will take care of them. There is also a container for items to be reshelved.

You can use your web browser to view the library book catalog online by going to the Guild website (kcwg.org) home page and clicking "Resources" from the "About" tab dropdown menu. This will take you to the Library page and you can click "Visit the KCWG Library". The catalog can also be searched through the computer on the desk in the Library. See the icon on the desktop of the computer. The Guild computer is on the desk in front of the dvd storage. The other computer belongs



to the Turners. You can search the online catalog by Category, Author, Title, or Call Number.

If you have trouble getting a book checked out or any other Library issue please send an email to: librarian@kcwoodworkersguild.org -or- library@kcwg.org.

Don Steele
KCWG
Librarian



DO YOU HAVE a Committee Meeting, SIG Team Meeting, Training Meeting or other meeting that you need to schedule and are uncomfortable about COVID restrictions?

HOLD YOUR MEETING ONLINE!

All that you need to do to set up your meeting is send a message to: communications@kcwg.org with the email addresses of the people you want to invite, the date and time of your meeting and we will set the meeting up for you.

THAT'S ALL THAT THERE IS TO IT!

WOODWORDS: THE PODCAST – OUR FIRST SEASON IS IN THE BAG

Well, Woodwords: The Podcast has finished our first season. If you haven't watched or listened to the latest episodes, I highly recommend checking out my conversation with our latest published author, Kenan Orhan. A very interesting visit as he tells me about his woodworking journey, including his article that was published in Popular Woodworking Magazine on

building a Shaker inspired sewing cabinet. He even lets us in on who is his woodworking hero. Surprise, many of you know him!

We have completed an interview with our Safety Director, Mike Jones, that is now posted. We have concluded our last interview by recording an episode with our very own Training Director Emeritus, David Kraatz, an interview that I

had been looking forward to all season. David is certainly our favorite jig maker among many other things. We learned much about Dave's start in woodworking and



his start with the Guild. If you haven't seen or listened to it I highly recommend it. <https://www.youtube.com/watch?v=qrhaqA7mikw>

I want to thank the great people that shared their story with us, Craig Arnold, Norm Carpenter, Calvin Hobbs, Jim Bany, Mike McCauley, Matt Kenney, Kenan Orhan, and our council of former presidents including Dave Kraatz and Wayne Wainwright.

Gentlemen, Thank you all very much for your time and service to the Guild.

As we prepare for the next season, I want to ask the membership, what would you like to see out of the podcast? Is there anyone you'd like to see interviewed? Is there any topic you'd like to hear covered? Please let me know by dropping me an email at podcast@kcvwg.org. Till next time, wishing you all a Happy Holiday

Season! And remember to always ***“Work Safe and Get your Sawdust on”***

Link to the Kansas City Woodworkers' Guild Youtube page that includes Guilds Podcasts and Meetings.

[View Wood Words Podcasts here](#)

Kevin Thomas
Podcast Host



PLEASE SUPPORT OUR KCWG SPONSORS

COMPANY NAME	ADDRESS/WEBSITE/DESCRIPTION	KCVG DISCOUNT AMOUNT
 <p>Schutte LUMBER CO. Since 1880</p>	<p>Schutte Lumber Company 3001 Southwest Blvd. • Kansas City, MO 816.753.6262 • schuttelumber.com Timbers, cedar, siding and pattern profiles, specialty hardwoods, treated lumber, Festool power tools, decking, fasteners and hangars.</p>	<p>10% Show current membership card on order/payment</p>
   <p>Phillips Safety Products, Inc.</p>	<p>Phillips Safety Company Middlesex, NJ 888.245.6638</p> <p>Three websites to serve KCWG members, each offering a 25% member discount (Use code KCWG25)</p> <p>rx-safety.com - Prescription safety glasses, reading and magnifying glasses, hearing protection</p> <p>myeyewear2go.com - Eyeglasses, sunglasses, prescription sunglasses, sports and specialty glasses</p> <p>phillips-safety.com - Laser safety glasses, welding and IR safety glasses, radiation protection, glassworking eyewear</p>	<p>25% INPUT coupon code KCWG25 to receive discount</p>
 <p>Gain the Paxton Advantage!</p>	<p>Frank Paxton Lumber Co. 6311 St John Avenue • Kansas City, MO 816.920.5251 paxtonwood.com Hardwood lumber and plywood, panels, molding, acrylic and decorative surfaces.</p>	<p>10% Show current membership card on order/payment</p>
	<p>Lee Valley Reno, NV 888.983.1865 Leevalley.com Hand tools, power tools, hardware and accessories.</p>	<p>15% educational Application form available at Guild</p>
	<p>Liberty Hardwoods 3900 N Kentucky Avenue • Kansas City, MO 816.231.0852 libertyhardwoodsinc.com Hardwood lumber, plywood, trim, hardware and accessories.</p>	<p>10% Show current membership card on order/payment</p>
 <p>You shop. Amazon gives.</p>	<p>Amazon Smile smile.amazon.com On-line power equipment, tools accessories, etc.</p>	<p>No Guild discounts. However, a percentage of all sales are given to the Guild</p>

GUILD MAKING FLAG BOXES AND URNS FOR VETERANS

Cindy Lynn is a Scouting friend of mine that followed my FB feeds about Santa's Workshop and Holiday Gift Mart. Cindy came to the Santa's Workshop and was quite impressed with KCWG.

Cindy works as a grant writer for KC Hospice and Palliative Care for Veterans. She asked if I could make some flag boxes for Veterans. They recently lost their benefactor that made flag boxes and urns for them.

I requested permission from the Board of Directors to utilize the Flag Box parts we received from Wayne Wainwright. The parts were mixed in with all the toy parts that were made in the late 1990's and early 2000's and had been stored at Wayne's home.

The letter of request I received from Cindy requested 5 Flag Boxes by Christmas, but also explained that the organization supplies flag boxes and urns for Veterans families when they can't afford them. The LC, particularly Mike Jones, got excited to take this on as a project to make Flag Boxes and Urns for Veterans. Mike stepped up and stated he'd like to "Captain" the project. I met with Mike and showed him the parts we were given from KCWG years ago. Mike figured out that the parts actually completed the box, so he and I cut the dados and rabbets.

Mike was able to get Odie's Oil to support this project with a donation of their products and Westport Glass as well with a discounted rate for the glass for the project. Meanwhile Cindy has been writing grant requests to fund the raw materials with KCWG doing the work.

Mike will be assembling a team for future builds for this ongoing Community



Outreach project. If you are interested in helping, contact Mike Jones and he will add your name to a list for consideration to be on his team.

**Mike
McCauley**
Secretary



CHECK OUT TAYLOR TOOLWORKS FOR ALL OF YOUR FAVORITE BRANDS



TAYLOR TOOLWORKS GUILD PARTNERS PROGRAM

ATTEND THE JANUARY GENERAL MEMBERSHIP MEETING VIRTUALLY

Wednesday, JANUARY 19, 2021 at 7:00pm

[CLICK HERE TO ATTEND THE MEMBERSHIP MEETING LIVE ONLINE](#)

**OR... ATTEND THE MEETING IN PERSON BEGINNING AT
7:00PM at the**

**KANSAS CITY WOODWORKERS' GUILD
3189 MERCIER, KANSAS CITY, MO 64111**

GUESTS ARE WELCOME & ENCOURAGED

PLEASE SUPPORT OUR KCWG SPONSORS

COMPANY NAME	ADDRESS/WEBSITE/DESCRIPTION	KCWG DISCOUNT AMOUNT
	Katsura Cutlery Houston, TX katsuracutlery.com Knives, knife blanks and knife making instructions.	10% 15 - 20% on some sales items Identify KCWG membership on order
	Metro Hardwoods 4243 S Noland Road • Independence, MO 816.373.1710 metrohardwoodsinc.com Hardwood lumber, plywood, finishes, saw blades and bits.	10% Show current membership card on order/ payment

SANTA'S WORKSHOP WRAPUP

Santa's Workshop and Holiday Gift Mart was considered a success.



The weekend before Thanksgiving, November 20-21, 2021, marked the initial offering of the KCWG & KCWT co-sponsored Santa's Workshop & Holiday Gift Mart.

This was a free event with kids taking a block of wood through six different machine stations all set with jigs and fences, to make a wooden toy pick-up truck. Then they assembled their truck with a helper elf and visited with Santa, so Santa could inspect

and approve the child's toy making abilities.

Saturday morning saw several families show up early and there was a steady pace all morning. Mid-afternoon the pace tapered off but again on Sunday morning we had a resurgence of families largely due to fantastic reviews on Facebook and Ft. Leavenworth's Mothers Group.

Over the course of the two days we made and gave away 370 toy trucks, with the help of 35 different worker "Elves." A special Thanks for everyone that helped.

The Holiday Gift Mart had 15 vendors over the weekend, most vendors reported good sales. KCWT members originally pre-made about 250 wooden tops and with making tops all day long, both days and they very nearly ran totally out by the end of Sunday. In the end KCWG sold enough toys from parts that were made decades ago, a few donated projects from members and the training team, combined with the monies from vendors for

booth rentals and the Guild made a profit in the first year of a new event.

We had a lot of great reviews on social media and from people that attended. Fox 4 News did come down and did a news report that featured Guild Sweetheart, Meghan McCauley.

Many volunteers and vendors were pleasantly surprised

with the decorations and the work that was done to organize the event.

Kudos to Chris McCauley, Events Director, and his team for putting this event together.

Magically Yours,
"Santa" Mike McCauley



Mike McCauley
Secretary



Bloomer



Hardwoods

Offered Services

- Log Milling
- Custom Drying 20,000 bf
- Planing
- Straight lining
- Glued Panels
- Wide Belt Sanding
- Profile Replication
- Custom Moulding
- Template matching of existing pattern

Phone: 816.330.3596

13585 45 Highway, Platte City, MO 64079

Hours: MONDAY - FRIDAY 8:30AM - 4:30PM

Products Available at Bloomer Hardwoods

- Ash 4/4 & 8/4
- Cedar Aromatic
- 4/4, 8/4, & 12/4
- Cherry 4/4, 8/4 & 12/4
- Maple 4/4
- Pecan 4/4 & 8/4
- Red Oak 4/4 & 8/4
- Walnut 4/4 & 8/4
- White Oak 4/4
- Plywood for Cabinets
- And many other Local Hardwoods

JANUARY MACHINE SAFETY REVIEW

Sliding Compound Miter Saw

The miter saw is a power tool used to make quick, accurate crosscuts and miter cuts. A compound miter saw can make simultaneous miter and bevel cuts, and a sliding compound miter saw like the ones in the KCWG shop has rails for the motor head and blade to travel on to allow cuts in wider stock. This saw is often used to cut stock to rough length at the beginning of a project.



Safety Rules

1. Always hold the workpiece securely on the table and against the fence when making cuts. Where possible, use clamps to hold the workpiece in place—and always do so when cutting a workpiece so short that holding it would violate the 3-inch rule. Be aware of the risk of kickback.
 2. Support the end of a long workpiece at the same height as the saw table.
 3. When cutting a cupped or bowed piece of stock, make sure the workpiece is oriented to leave no gap between it and the fence or the saw table at the point of the cut. If not, you risk pinching the blade and causing kickback.
 4. Never reach under the saw blade or perform a cross-handed operation.
 5. When you start the saw, allow the blade to reach full speed before cutting; do not force the blade and always start the cut gently.
 6. When using a sliding compound miter saw like the ones in the KCWG shop, make your cut in three steps:
 - a. *First* pull the motor head out.
 - b. *Then* start the saw.
 - c. *Finally*, push the blade down into the stock and towards fence to make the cut.
- If your work piece is more than 1" thick, make multiple cutting passes to complete your crosscut.
7. Don't raise the motor head from the workpiece until the blade has come to a complete stop.
 8. Never try to remove or clamp the workpiece to the saw while the blade is rotating.

JANUARY 2022 OPEN SHOP SCHEDULE

day	January	Date	9am	10	11	12	1	2	3	4	5	6	7	8	9pm
Saturday	January	1	Mike Jones												
Sunday	January	2		Chuck Saunders					Chris McCauley						
Monday	January	3						Ron Haw				Gary Strohm			
Tuesday	January	4	Gary Creek			Craig Arnold							Kara Paris		
Wednesday	January	5	Roger Bartlett				Terry Johnston					LC Meeting			
Thursday	January	6	Gary Mielke									Training			
Friday	January	7						David Krug							
Saturday	January	8	Dave Kraatz				Norm Carp	Basic Skills Class Free Just Show Up							
Sunday	January	9		Rob Young						Mark Waugh					
Monday	January	10	John Sloss				Ron Haw					Woodturners General Meeting			
Tuesday	January	11	Matt Nowak			Ron Lomax			Craig Arnold			Roland Mohler			
Wednesday	January	12	Bob Caldwell									Scrollsaw SIG			
Thursday	January	13	Gary Mielke									Training			
Friday	January	14						Ed Stewart				Barb Hinton			
Saturday	January	15	Dave Kraatz					Tom Smoller							
Sunday	January	16		Chuck Saunders						Chris McCauley					
Monday	January	17	Jerry Thompson					Ron Haw				Gary Strohm			
Tuesday	January	18	Gary Creek			Craig Arnold							CNC SIG 6:30		
Wednesday	January	19	Roger Bartlett									General Meeting			
Thursday	January	20	Gary Mielke									Training			
Friday	January	21						Mike McCauley				Kenan Orhan			
Saturday	January	22	Dave Kraatz				Ron Haw								
Sunday	January	23		Rob Young				Handtool SIG		Wayne Peterson					
Monday	January	24	John Sloss					Ron Haw				Kolton Stimpert			
Tuesday	January	25	Matt Nowak			Ron Lomax			Craig Arnold			Roland Mohler	Carving SIG		
Wednesday	January	26	Bob Caldwell									Kevin Thomas			
Thursday	January	27	Gary Mielke									Training			
Friday	January	28						Ed Stewart				Rick Chandler			
Saturday	January	29	Mike Jones												
Sunday	January	30		Chuck Saunders						Mike McCauley					
Monday	January	31						Ron Haw							

FEBRUARY 2022 OPEN SHOP SCHEDULE

TENTATIVE

Day	February	Date	9am	10	11	12	1	2	3	4	5	6	7	8	9pm
Tuesday	February	1	Gary Creek			Craig Arnold								Kara Paris	
Wednesday	February	2	Roger Bartlett										LC Meeting		
Thursday	February	3	Gary Mielke										Training		
Friday	February	4						David Krug							
Saturday	February	5	Mike Jones					Basic Skills Class Free Just Show Up	George Rexroad						
Sunday	February	6		Chuck Saunders					Chris McCauley						
Monday	February	7						Ron Haw					Gary Strohm		
Tuesday	February	8	Matt Nowak			Ron Lomax			Craig Arnold				Roland Mohler		
Wednesday	February	9	Bob Caldwell				Terry Johnston						Scrollsaw SIG		
Thursday	February	10	Gary Mielke										Training		
Friday	February	11						Ed Stewart					Barb Hinton		
Saturday	February	12	Dave Kraatz				Norm Carpenter								
Sunday	February	13		Rob Young						Mark Waugh					
Monday	February	14	John Sloss				Ron Haw						Woodturners General Meeting		
Tuesday	February	15	Gary Creek			Craig Arnold								CNC SIG 6:30	
Wednesday	February	16	Roger Bartlett										General Meeting		
Thursday	February	17	Gary Mielke										Training		
Friday	February	18						Mike McCauley					Kenan Orhan		
Saturday	February	19	Dave Kraatz					Tom Smoller							
Sunday	February	20		Chuck Saunders						Chris McCauley					
Monday	February	21	Jerry Thompson					Ron Haw					Gary Strohm		
Tuesday	February	22	Matt Nowak			Ron Lomax			Craig Arnold				Roland Mohler		
Wednesday	February	23	Bob Caldwell										Kevin Thomas		
Thursday	February	24	Gary Mielke										Training		
Friday	February	25						Ed Stewart					Rick Chandler		
Saturday	February	26	Dave Kraatz				Ron Haw								
Sunday	February	27		Rob Young				Handtool SIG	Wayne Peterson						
Monday	February	28	John Sloss					Ron Haw					Kolton Stimpert		

GUILD ACTIVITIES AT THE SHOP:

Classes have resumed on a limited basis & open shop sessions resumed on June 1, 2021, with modified rules. Always check the guild website before leaving home to be sure that a scheduled event is actually taking place.

There will also be times when the shop will be closed to open shop periods due to a special meeting, class or event. These closures will be clearly noted on the monthly open shop schedule and are typically highlighted by a color other than the green background that normally indicates an open shop period.

BOARD, LEADERSHIP COMMITTEE & GENERAL COMMITTEE DIRECTORY

President.....	Craig Arnold	president@kcwg.org
Vice-President	Cal Hobbs	vicepresident@kcwg.org
Secretary	Mike McCauley	secretary@kcwg.org
Treasurer	Gary Mielke	treasurer@kcwg.org
Member-at-Large	Tim Locke	memberatlarge@kcwg.org
Director of Assets.....	Chuck Saunders.....	assets@kcwg.org
Communications - Questions, comments & suggestions.....		teamcomms@kcwg.org
Director of Communications..	Ron Haw	communications@kcwg.org
Asst Dir of Communications .	Mark Crowley	communications@kcwg.org
Director of Events.....	Chris McCauley	events@kcwg.org
Library - Questions, comments & suggestions.....		teamlibrary@kcwg.org
Librarian.....	Don Steele	library@kcwg.org
Newsletter Editor	Ron Haw	newsletter@kcwg.org
Director of Membership.....	Jim Berard	membership@kcwg.org
Director of Programs.....	Matt Nowak.....	programs@kcwg.org
Director of Safety.....	Mike Jones	safety@kcwg.org
Director of Sponsorship.....	Duane Miller	sponsorship@kcwg.org
Director of Training	Norm Carpenter.....	training@kcwg.org
Asst Director of Training	Brent Murphy.....	asstraining@kcwg.org
Videos - Questions, comments & suggestions.....		teamvideo@kcwg.org
Website - Questions, comments & suggestions		teamweb@kcwg.org
Web Master	Mark Crowley	webmaster@kcwg.org

ESSENTIAL LINKS & SERVICES

Kansas City Woodworkers Guild Website	https://kcwg.org
KCWG CNC Special Interest Group	cnc@kcwg.org
Guild Training and Available Classes	http://kcwg.org/classes/
Members Only Section (Password Rqd).....	http://kcwg.org/member-only-area/
Guild Photo Bank and Upload Center	https://member.kcwg.org/photo-submission/
Place a Classified Ad.....	classifieds@kcwg.org
GUILD Online Auction Page.....	https://member.kcwg.org/auctions/
KCWG Facebook Page.....	https://www.facebook.com/kcwg
KCWG Videos	https://kcwg.org/videos

VISIT
THE KANSAS CITY
WOODWORKERS GUILD
ONLINE AT
www.kcwg.org

