

WOOD WORDS

President's Comments	1, 3, & 5
More Than Just a Shop	7
Safety News	8
From the Library	9
Membership.....	11
Woodwords: The Podcast.....	12
Hand Tool SIG.....	12
Santa's Workshop Event.....	14-15
Membership Meeting Program	15
New Member Welcome	16



PUBLISHED BY THE KANSAS CITY WOODWORKERS GUILD * 3189 MERCIER ST * KANSAS CITY * MO * 64111

PRESIDENT'S MESSAGE

As I write this month's column, my wife and I are in Florida visiting her sister and brother-in-law. I managed to convince them to go to St. Petersburg to visit the newly opened Museum of the American Arts & Crafts Movement.



From their website, MAACM is the "only museum in the world dedicated exclusively to the American Arts and Crafts movement. Founded by local philanthropist and collector Rudy Ciccarello, MAACM is St. Petersburg's newest museum, featuring stunning architecture, incredible works of art, and an ideal location in the downtown waterfront arts district.

"Ciccarello, along with Alfonso Architects, designed and oversaw the incredible task of creating the Museum of the American Arts and Crafts Movement in St. Petersburg, Florida. The five-story, 137,000 square-foot museum is a work of art itself,




with incredible architectural elements such as a grand atrium, skylights, and a dramatic spiral staircase—all adorned with period art, light



fixtures, windows, fireplaces, and more. MAACM features

Continued on Page 3

PLEASE SUPPORT OUR KCWG SPONSORS

COMPANY NAME	ADDRESS/WEBSITE/DESCRIPTION	KCVG DISCOUNT AMOUNT
	Rockler (Mahogany Sponsor) 15340 West 119th Street • Olathe, KS 763.478.8214 rockler.com/olathe-store	10% Show current membership card on order/payment-Some Restrictions May Apply
	Woodcraft (Mahogany Sponsor) 8645 Bluejacket Road • Lenexa, KS 913.599.2800 woodcraft.com/stores/kansascity Power tools and accessories, hand tools, fasteners, hardware, wood, finishes, clamps, workbenches, personal safety equipment and education.	10% Show current membership card on order/payment
	Taylor Toolworks (Mahogany Sponsor) Columbia, MO 573.397.6432 taytools.com Specialty hand tools, supplies and fixture and jig hardware.	10% INPUT coupon code KCWG10 to receive discount
	L&K Hardwoods (Mahogany Sponsor) 3101 N Lentz Road • Independence, MO 816.249.4400 landkhardwoods@gmail.com • landkhardwoods.com Custom milling, kiln drying, hardwood lumber, live edge slabs, and custom furniture.	10% Show current membership card on order/payment
	Walrus Oil (Cherry Sponsor) Springfield, MO 816.848.8598 • https://walrusoil.com/ Oil and wax finishes for cutting boards, furniture and leather and waterless skincare.	10% Identify KCWG membership on order Coupon Code: KCWG
	Lie-Nielsen Toolworks (Cherry Sponsor) Warren, ME 207.273.2520 lie-nielsen.com Hand tools, sharpening and tool care products, workbenches and education for woodworkers.	10% Offered only on purchases made at the annual guild tool show. Must show current membership card on order/payment at the guild

Continued from page 1

more than 40,000 square feet of gallery space, as well as a destination restaurant with private dining rooms, a



retail store, an upscale café, a children's gallery, a reference library, a theater, a graphic studio, a beautiful event space for weddings and corporate events, and an outdoor green space enhanced by original



period tiles and fountains.

“Emerging at the end of the Victorian era in England, the Arts and Crafts movement



was fueled by anxieties about the quality of life in the industrial era and the rise of mass-produced goods. Arts and Crafts designers sought to reform both decorative design and daily life, creating objects that were beautiful



and functional. In America, the Arts and Crafts movement spread across the country from approximately 1890-1930. The tenets of the movement – simplicity in design, honesty in materials, hand craftsmanship, and depicting the natural world –

are still widely valued today.

“The most important artists and enterprises of the American Arts and Crafts movement are represented at MAACM. Visit us to see fine examples




of Gustav Stickley, Charles Rohlfs, Frank Lloyd Wright, the



Roycrofters, William Grueby, Newcomb Pottery, Margaret

Continued on Page 5

PLEASE SUPPORT OUR KCWG SPONSORS

COMPANY NAME	ADDRESS/WEBSITE/DESCRIPTION	KCVG DISCOUNT AMOUNT
 <p>Baird Brothers FINE HARDWOODS Our Family's Heritage Your Family's Home</p>	<p>Baird Brothers Fine Hardwoods (Cherry Sponsor) Canfield, OH 800.732.1697 • bairdbrothers.com</p> <p>Hardwood lumber and plywood, custom millwork, mouldings, interior doors, stair parts and tools.</p>	<p>10% Identify KCWG membership on order</p>
<p><i>Bloomer Hardwoods</i></p>	 <p>(Pine Sponsor) Phone: 816.330.3596 13585 45 Highway Platte City, MO 64079</p> <p>Hours: MON - FRI 8:30AM - 4:30PM</p>	
 <p>Stone DuCimetiere, Owner. Hardwood for crafting, DIY projects, outdoor and indoor firewood. Follow us on Facebook: Stone's Sticks</p> <p>412 N. Colorado Ave. 620.931.8679 Burrton, MO 64702 stonessticks2019@gmail.com</p>	<p>Stone's Sticks (Pine Sponsor) Burrton, KS 620.931.8679 stonessticks2019@gmail.com</p> <p>DIY hardwood craft supplies, lumber, trim, cooking wood and firewood.</p>	<p>10% Show current membership card on order/payment</p>
<p>Tom The Sawyer Portable Sawmill Service TomTheSawyer.net</p>	<p>Tom the Sawyer (Pine Sponsor) 39535 W 111th Street • Eudora, KS 816.896.5170 tomthesawyer.net</p> <p>Portable sawmill service.</p>	<p>10% Identify KCWG membership on order</p>
 <p>NEAL RAY'S PHOTOGRAPHY</p>	<p>Neal Ray's Photography 9 E Kansas Street • Liberty, MO 816.582.5968 nealraysphoto@gmail.com</p> <p>Photographic studio portraits.</p>	 <p>Official Photographer of the Kansas City Woodworkers' Guild</p>
<p>SUPERIOR GRINDING</p>	<p>Superior Grinding 5315 Raytown Road • Raytown, MO 816.561.8665 superiorgrindingllc.webstarts.com</p> <p>Sharpening tools used by professionals and homeowners.</p>	<p>10% Show current membership card on order/payment</p>

Continued from page 3

Patterson, Greene and Greene, Louis Sullivan, and many other gifted craftsmen and women. Immerse yourself completely in the movement with furniture, pottery, tiles, lighting, textiles, photography, fine arts, woodblocks, metalwork, period room installations, and more.”

As I researched the museum before our visit, a few critics didn't like the architecture of the new building. While others were enthusiastic for its opening. The museum encourages visitors to take photos which I did. I also broke out the tape measure and sketch pad for a couple of pieces. As long as I didn't touch the piece, the museum staff was okay with me using a tape measure.



The museum has an extensive collection of pottery, leaded and stained glass, photography, publications, as well as furniture.

The one piece that really stunned me to stupidity was the George Nakishima table

and chairs. Wow!

Here are a few pictures of the collection and the building. If you're in the Tampa/St. Pete area take about four hours out of your day and \$25 out of your wallet to visit. Even my wife and sister-in-law and brother-in-law were impressed.

The Museum of the American Arts & Crafts Movement website is www.museumaacm.org.

That's it from the shop this month. See you in the shop wearing a mask. 🧐

Sincerely,
Craig Arnold
KCWG
President



EXTENSION OF MASK MANDATE



Editorial Notice: On Monday, October 4, 2021, the city of Kansas City, once again, extended the “Indoor Face Mask Mandate”. By a 6-2 vote the mandate has been extended to November 7. This extension cancels the previously issued mandate which was set to expire on October 7.

The Kansas City Woodworkers' Guild has agreed to abide by this mandate in activities where members assemble indoors at all guild activities.

PLEASE SUPPORT OUR KCWG SPONSORS

COMPANY NAME	ADDRESS/WEBSITE/DESCRIPTION	KCVG DISCOUNT AMOUNT
 <p>Schutte LUMBER CO. Since 1880</p>	<p>Schutte Lumber Company 3001 Southwest Blvd. • Kansas City, MO 816.753.6262 • schuttelumber.com Timbers, cedar, siding and pattern profiles, specialty hardwoods, treated lumber, Festool power tools, decking, fasteners and hangars.</p>	<p>10% Show current membership card on order/payment</p>
   <p>Phillips Safety Products, Inc.</p>	<p>Phillips Safety Company Middlesex, NJ 888.245.6638</p> <p>Three websites to serve KCWG members, each offering a 25% member discount (Use code KCWG25)</p> <p>rx-safety.com - Prescription safety glasses, reading and magnifying glasses, hearing protection</p> <p>myeyewear2go.com - Eyeglasses, sunglasses, prescription sunglasses, sports and specialty glasses</p> <p>phillips-safety.com - Laser safety glasses, welding and IR safety glasses, radiation protection, glassworking eyewear</p>	<p>25% INPUT coupon code KCWG25 to receive discount</p>
 <p>Gain the Paxton Advantage!</p>	<p>Frank Paxton Lumber Co. 6311 St John Avenue • Kansas City, MO 816.920.5251 paxtonwood.com Hardwood lumber and plywood, panels, molding, acrylic and decorative surfaces.</p>	<p>10% Show current membership card on order/payment</p>
	<p>Lee Valley Reno, NV 888.983.1865 Leevalley.com Hand tools, power tools, hardware and accessories.</p>	<p>15% educational Application form available at Guild</p>
	<p>Liberty Hardwoods 3900 N Kentucky Avenue • Kansas City, MO 816.231.0852 libertyhardwoodsinc.com Hardwood lumber, plywood, trim, hardware and accessories.</p>	<p>10% Show current membership card on order/payment</p>
 <p>You shop. Amazon gives.</p>	<p>Amazon Smile smile.amazon.com On-line power equipment, tools accessories, etc.</p>	<p>No Guild discounts. However, a percentage of all sales are given to the Guild</p>

MORE THAN JUST A SHOP

Some people think of the Guild as just a community shop, a Maker Space, if you will. But in truth, it's so much more. It's a community of Makers, yes. But it's also a place to learn, to share ideas, and techniques. The training group is busier than they've ever been. Our most popular classes continue to be the Basic Woodworking and the Intermediate Woodworking classes. They are so popular that they fill up as soon as they become available. And they are all taught by volunteers.



Right now, the Intermediate class is headed into week 4 of a 10 week class. The participants are about half way through their first of two projects, a Shaker inspired side table with a drawer. In a couple of weeks they will be starting on their next projects, a Shaker inspired Wall Cabinet with a frame and panel door and a drawer. But they also learn to problem solve and work on their own. This class does have “homework” as it is necessary to finish both projects within the 10 week class time. They also learn the value of community in woodworking as they share issues and successes with classmates. A definite learning experience, on many levels.

While the Intermediate Woodworking class is the last “Big” class of the year, that doesn't mean we're done for the year. Norm and Brent are putting together some “Holiday Quickie” classes for that last minute gift making crowd. Watch for announcements on these classes, coming soon.

And lastly here is a little peek into next year's class schedule. Norm is in negotiation with former Popular Woodworking editor, Megan Fitzpatrick to teach the Anarchist Tool Chest class, in March. Some of you may have met

Megan back in 2015, when she was here for “Woodworking in America”. At that time, I worked with her when they used our shop as a spot for the Saturday Night BBQ dinner. We were treated to the gripping story of the Ludites vs. the Normites as told by the

entertaining Roy Underhill. Megan is a talented woodworker, writer, and educator. Check her work out on her Instagram, @1snugthejoiner. We look forward to having her here.

So keep an eye out for those Holiday Quickies. Remember that we learn our whole life. Don't be afraid to learn something new.



Kevin Thomas
Past President

OCTOBER SAFETY NOTES

While working in the shop last week, I had to use a couple of our hand tools, namely, a block plane and a bench chisel. The first thing I noticed was a rather prominent chip or nasty gouge in the cutting edge of the chisel. If that wasn't bad enough, the block plane was anything but sharp. As many of you know, we have a sign in the tool cabinet that houses the hand tools that clearly states, "Please put the tools back sharp" or something to that effect. Simply put, this means if you use any of the chisels or hand planes, we implore you to return them to the cabinet with the cutting edge sharp. There are two points to this article. One, there is an inherent safety condition when one attempts to use a "dull" tool. Two, there is a responsibility shared by ALL to take care of and maintain our

handtools.

On the safety note, the use of a dull hand tool causes one to use it with more force, thereby sacrificing control. When you sacrifice control, you run the risk of hurting yourself. A sharp chisel takes much less force to perform the work, but a dull chisel will not perform as well and will potentially cause damage to your work. You have to be cautious when working with a dull tool because you will tend to push harder, and try to make the tool do something it cannot do in a dull condition. Additionally, I have noticed several people attempting to use these dull tools without their work being secured. This is an accident waiting to happen. We have an overabundance of devices to help hold your work in place so that you can have both hands free to hold the tool. If you are not familiar with the use of a bench hook, hold fast or any other device used for securing your work while using the hand tools, please ask the foreman to show you how they are used.

The second part to this note is that of the shared responsibility by ALL to keep the tools sharp. This means that if you don't know how to properly sharpen a TOOL; you need to learn. If you have to use a hand tool, you have to learn to sharpen it. Sharpening can be a bit



intimidating if you don't know how. The best way to learn, is to attend one of our Handtool SIG meetings. There, I can guarantee, you will find numerous folks who are ready, willing and able to share their knowledge of how to PROPERLY sharpen a tool. I emphasize the word "properly" in that sentence. Too many times, I have found a tool that has been "sharpened" incorrectly and it is apparent that someone didn't really know how to do it. Please....Learn the proper way to sharpen our tools. It is a skill that takes a little practice, but once you get the hand of it, it is a skill that you will have for a lifetime. The joy that comes from using a truly sharp tool is one that you won't forget, and there is no mistaking what the results are from using a sharp tool. It takes practice but is well worth the time investment.


See you in the shop

Mike Jones
Director of Safety



FROM THE LIBRARY

The Library will be expanding the digital collection in the coming weeks. New additions will include *ShopNotes* and *Workbench* magazines. We have *Fine Woodworking* magazine through 2018. *Woodsmith* magazine is from 1979 to 2019. Steve Good's Scroll Saw Workshop Blog is from 2007 to 2019. *American Woodworker* is from 1985-2014. *Popular Woodworking* is from 1995-2014. The digital magazine collections are only available in the Library and are stored on the Guild Library computer.



Matt Kenney (who taught a class at the Guild last month) has a new book publishing in early December titled *Building Better Boxes: 10 Projects to Improve Design and Technique*.

We will be looking to find a home for the donated two books of French woodworking plates. As we noted in an earlier newsletter, Linda Hall Library was not interested in accepting the books, but they did give us the name of a museum on the east coast that may be interested. We will also be checking

with the Nelson Art gallery, The Kansas City Art Institute, and the Kansas City Public Library.

You can email us at: librarian@kcwoodworkersguild.org -or- library@kcwg.org if you have any questions or issues.

Don Steele
KCWG
Librarian



DO YOU HAVE a Committee Meeting, SIG Team Meeting, Training Meeting or other meeting that you need to schedule and are uncomfortable about COVID restrictions?

HOLD YOUR MEETING ONLINE!

All that you need to do to set up your meeting is send a message to: communications@kcwg.org with the email addresses of the people you want to invite, the date and time of your meeting and we will set the meeting up for you.

THAT'S ALL THAT THERE IS TO IT!

CHECK OUT TAYLOR TOOLWORKS FOR ALL OF YOUR FAVORITE BRANDS



TAYLOR TOOLWORKS GUILD PARTNERS PROGRAM

FROM THE MEMBERSHIP DESK

BONSAI & KUMIKO

Wood crafting encompasses many furniture styles and some unique personal design tastes. I see examples often, as I enjoy viewing our members efforts in the shop and at Show & Tell during meetings. Styles range from Arts & Crafts furniture, elaborate wood turnings, marquetry panels incorporated into tables, and scroll saw fretwork or kumiko frames blended into a box or door.

The Guild has many classes and talented members teaching all these various styles of woodworking. I've been fortunate to take both Beginning and Intermediate Woodworking as well as classes in relief carving, marquetry, beginning inlay and kumiko.

Another hobby that I'm exploring; Bonsai, also has many "styles" in the growth, pruning, and wiring of miniature trees. If I can keep from killing my current bonsai tree (made it two years now), I'm hoping to incorporate the art and design of bonsai with some of the skills my woodworking classes have developed.

I've joined the Bonsai Society of Greater Kansas City (<http://bsgkc.org/>) hoping to increase my knowledge and skills in this timeless Japanese art form. A project that is in the back of my mind is to incorporate some kumiko panels in a display stand for my bonsai tree. I mentioned last month using SketchUp software to model a flip table that my wife wanted built. I was able to download a kumiko panel to start exploring ideas for a future display case. If I keep my

tree alive thru this winter I may get this project moved up on the To Do list.



Informal Upright
(Moyogi)



Slanting Windswept
(Shakan)



Formal Upright
(Chokkan)



Cascade
(Kengai)

Back to Membership ... Next month (November) we will begin the annual renewal process. All current members will be receiving an email invitation to save \$5 on their annual dues. The KCWG Board is keeping Membership Fee's for 2022 the same as 2021 so no changes this year. You'll see that email invitation to renew land in your in box on Nov. 17 ... the day of our November Guild Meeting. Hope to see you there!

Jim Berard
Director of
Membership



WOODWORDS: THE PODCAST (SIX PRESIDENTS)

Last night, at the time of this writing, I took part in a very entertaining and informative look at the Guild now and in its history. Joining me for the podcast were current President Craig Arnold and four additional former presidents, David Kraatz, Wayne Wainwright, Jim Bany, Mike Jones and myself. What was had was a lively discussion of the Guild, where it was, where it is, and where it is headed in the future. This episode will be up, on the Guild's YouTube channel soon. Expect to spend about an hour listening to old friends reminisce about their time with the Guild.

Recently, posted was my interview with Mr. Show & Tell, Jim Bany. It's an informative talk with Jim. Coming soon will be an interview I did with Matt

Kenney, while he was in town. In it we get a little background to Matt's career. It's an interesting interview. So let me know what you want to hear about and we hope to continue to bring you interesting local content. Remember to Like, Share, and Subscribe. Also the podcasts are now available on Spotify. So you can take the Guild with you to listen anywhere. Send any question or comments to podcast@kcwg.org.

Remember, as always, Work Safe and Get Your Sawdust On.



Kevin Thomas
KCWG Podcast Host

HAND TOOL SIG - RABBETS, DADOS & GROOVES

More joinery, and still probably not the one you are thinking of. But important for a good foundation in hand tool woodworking. The rabbit, dado and groove are vital to carcass construction. We are going to demonstrate a few different ways of cutting the various joints. Simple methods using just a knife, saws and chisels to more complicated and specialized tools like router planes, moving fillisters and the mysterious combination plane.

You will also learn a bit about some of the problem solver hand planes that can

be used to tune up the fit of machine cut housed joints. So come and join us on Sunday October 24th from 2pm to 4pm to learn, see and most importantly, do!

As a reminder, Open Shop on Sunday October 24th will suspend from 2pm to 4pm during the Hand Tool SIG.

Rob Young
rwyoung@ieee.org

Bloomer



Hardwoods

Offered Services

- Log Milling
- Custom Drying 20,000 bf
- Planing
- Straight lining
- Glued Panels
- Wide Belt Sanding
- Profile Replication
- Custom Moulding
- Template matching of existing pattern

Phone: 816.330.3596

13585 45 Highway, Platte City, MO 64079

Hours: MONDAY - FRIDAY 8:30AM - 4:30PM

Products Available at Bloomer Hardwoods

- Ash 4/4 & 8/4
- Cedar Aromatic
- 4/4, 8/4, & 12/4
- Cherry 4/4, 8/4 & 12/4
- Maple 4/4
- Pecan 4/4 & 8/4
- Red Oak 4/4 & 8/4
- Walnut 4/4 & 8/4
- White Oak 4/4
- Plywood for Cabinets
- And many other Local Hardwoods

SANTA'S WOODSHOP EVENT

November 20 & 21, 2021 KCWG & KCWT will present Santa's Workshop and Holiday Gift Mart. Bring your kids, grandkids, nieces, and nephews or just volunteer to help. Instead of going to a mall or store to visit Santa for a few seconds we're offering the opportunity to build a wooden toy truck with Santa and his helpers. Best part is it's free for the kids. We will need multiple volunteers. Look for the SignUp Genius announcement later this month.



The plan is to have the kids come in the front door, pick a block of wood, don a pair of safety glasses, go to each of 6 stations with their block of wood, and watch our woodworkers transform their block into a wooden toy truck. Each station will be "roped" off with only a KCWG Woodworker within 2' of the machine. Each machine will be set up with a sled or jig so the cuts will be repeatable.

We will have crosscut sleds to cut back of cab and windshield of truck, drill presses with jigs for drilling axel holes and truck windows, bandsaws to cut off the bed of

the truck, and routers to round off edges. The axles will already be cut, and we have purchased wheels from Craftparts. The truck beds, window backs, wheels, and axels will be attached in the handtool room, (similar to Christkindle)

In the handtool room kids will assemble their truck with Santa's helpers, meet and talk with Santa Claus. As they leave the room the Wood Turners will present a unique, turned, toy top that will be placed in a hole drilled in the middle of the truck bed. Kids will get two gifts in one.

After exiting the handtool room, participants will enter a Holiday Gift Mart with handmade gifts, made by members. Many members do crafts other than woodworking, so any craft is welcome. Currently we plan to offer 14 tables



Continued on Page 15

Continued from page 14

(workbenches) that sellers can decorate and sell their crafts. Decorating, manning the table, selling, and money collection is up to the individual. Cost for a table (booth) is \$5 per day or \$10 for the weekend. "Booth fees" will be used to help offset cost of providing



refreshments, hot cocoa, cider, possibly cookies or a candy cane.

This event will provide a Community Service outreach, share our joy of woodworking, give the kids a unique experience, demonstrate the process of making

a "simple" toy, bring parents in to see our

shop (with potential membership), and provide a "marketplace" for your handmade craft/gift items.

Santa's Workshop and Holiday Gift Mart will take place the Saturday and Sunday before Thanksgiving, November 20-21.

Please note that the shop will be closed that weekend. A SignUp Genius page will be available in October to plan your participation in this unique opportunity for kids and parents alike.

Magically Yours,

Mike McCauley
Secretary



Chris McCauley
Director of Events



MEMBERSHIP MEETING PROGRAM

If you are like me, then you probably buy your woodworking equipment and supplies from a number of vendors including local brick-and-mortar facilities and on-line. Well, one of those major on-line places just recently added a local store front in our area. As you know, we like to support our local businesses, especially those that really support us with member discounts. That new store front is Rockler and Daniel, the store manager will be at our meeting to not only Inform us about what they have to offer, but also to inform about their specific product development philosophy, which I thought seemed interesting when I visited with him in the store recently. Another very important aspect of

coordination with the local businesses is that they often provide some really great items for our monthly silent auction, which is a pretty good fund-raiser for our guild.

I'm definitely looking forward to what Daniel has to tell us about their new location and about their products. Like you, I don't shop exclusively at any one store, but knowing more about a local business and getting to know the manager is a great opportunity for all of us.

See you at the guild on Wednesday.

Matthew Nowak
Director of Programs



PLEASE WELCOME THESE 22 NEW MEMBERS WHO JOINED THE GUILD IN LATE SEPTEMBER & EARLY OCTOBER

<u>FIRST NAME.....LAST NAME</u>	<u>HOMETOWN</u>	<u>STATE</u>	<u>MEMBERSHIP</u>	<u>JOINED</u>
Steve Anderson	Olathe	KS	Benefactor	9/5/2021
Joseph Lewis	Overland Park	KS	Sawdust	9/6/2021
Danielle Spencer.....	Kansas City.....	KS	Sawdust	9/7/2021
Aaron..... Vogel	Overland Park	KS	Regular	9/7/2021
Jeff..... Ruoff	Independence	MO	WW+	9/9/2021
Stephen Sellaro	Independence	MO	Sawdust	9/9/2021
Ian..... Kuklenski.....	Kansas City.....	MO	Benefactor	9/10/2021
Kylie Becker	Gladstone	MO	Sawdust	9/13/2021
Carl Shoemate.....	Lee's Summit	MO	Sawdust	9/14/2021
Chuck..... Evans	Blue Springs	MO	Sawdust	9/15/2021
Lori..... Hill	Overland Park.....	KS	Sawdust	9/15/2021
George..... Gates	Gladstone	MO	WW+	9/18/2021
Nicholas..... Quinn.....	Kansas City.....	MO	Sawdust	9/19/2021
Angela Swaffar	Prairie Village	KS	WW+	9/20/2021
Anthony Quinn.....	Kansas City.....	MO	WW+	9/25/2021
Zackery Sequeira	Warwick.....	RI.....	Sawdust	9/27/2021
Mel Robinett	Oak Grove	MO	WW+	9/28/2021
Mark Williams.....	Mission	KS	Sawdust	9/30/2021
Tom..... Andresen.....	Overland Park.....	KS	Sawdust	10/3/2021
Mandeep..... Mehta	Lenexa	KS	Sawdust	10/3/2021
Andrew Boeddeker.....	Lee's Summit	MO	Senior	10/5/2021
John..... Foltz	Kansas City.....	MO	WW+	

10/10/2021 Current Membership: 869

ATTEND THE OCTOBER GENERAL MEMBERSHIP MEETING VIRTUALLY

Wednesday, OCTOBER 20, 2021 at 7:00pm

[CLICK HERE TO ATTEND THE MEMBERSHIP MEETING LIVE ONLINE](#)

**OR...BRING YOUR MASK AND ATTEND THE MEETING IN
PERSON BEGINNING AT 7:00PM at the
KANSAS CITY WOODWORKERS' GUILD
3189 MERCIER, KANSAS CITY, MO 64111**

GUESTS ARE WELCOME & ENCOURAGED

PLEASE SUPPORT OUR KCWG SPONSORS

COMPANY NAME	ADDRESS/WEBSITE/DESCRIPTION	KCWG DISCOUNT AMOUNT
	Katsura Cutlery Houston, TX katsuracutlery.com Knives, knife blanks and knife making instructions.	10% 15 - 20% on some sales items Identify KCWG membership on order
	Metro Hardwoods 4243 S Noland Road • Independence, MO 816.373.1710 metrohardwoodsinc.com Hardwood lumber, plywood, finishes, saw blades and bits.	10% Show current membership card on order/ payment

OCTOBER MACHINE SAFETY REVIEW

Hollow Chisel Mortiser

The hollow chisel mortiser is a specialized woodworking machine used to cut square or rectangular holes in a workpiece—most often to cut mortises for mortise and tenon joints. Similar to a drill press in many respects, it combines the cutting of a four-sided hollow chisel with the action of a drill bit in the center. The bit clears out most of the material to be removed, and the chisel ensures that the edges are square, straight, and clean.

Safety Rules

1. Turn the bit one complete revolution by hand before the power is turned on to make sure it doesn't bind.
2. Keep chisel and drill bits sharp and clean for the best and safest performance. Follow instructions for lubricating and changing accessories.
3. Make sure the workpiece is securely attached or clamped to the table. Never use your hand to hold the workpiece.
4. In cutting a mortise wider than the chisel, cut a hole at one end, then move the chisel past material about 2/3 size of the hole, and cut another hole. Continue in this manner until mortise length is achieved. Then go back to remove the material left between holes. Failure to follow this procedure will result in a ruined chisel and bit.



Got them on?

Don't forget: Wear them whenever you are in the shop.

OCTOBER 2021 OPEN SHOP SCHEDULE

day	October	Date	9am	10	11	12	1	2	3	4	5	6	7	8	9pm
Friday	October	1						David Krug							
Saturday	October	2	Mike Jones												
Sunday	October	3		Chuck Saunders					Chris McCauley Powertool SIG						
Monday	October	4					Ron Haw					Gary Strohm			
Tuesday	October	5	Gary Creek			Craig Arnold							Kara Paris		
Wednesday	October	6	Roger Bartlett									LC Meeting			
Thursday	October	7	Gary Mielke									Training			
Friday	October	8						Ed Stewart				Barb Hinton			
Saturday	October	9	Dave Kraatz				Norm Carpenter								
Sunday	October	10		Rob Young						Mark Waugh					
Monday	October	11					Ron Haw					Woodturners General Meeting			
Tuesday	October	12	Matt Nowak			Ron Lomax		Craig Arnold				Roland Mohler			
Wednesday	October	13	Bob Caldwell									Scrollsaw SIG			
Thursday	October	14	Gary Mielke									Training			
Friday	October	15						Mike McCauley				Kenan Orhan			
Saturday	October	16	Dave Kraatz					Tom Smoller							
Sunday	October	17		Chuck Saunders						Chris McCauley					
Monday	October	18	Jerry Thompson					Ron Haw				Gary Strohm			
Tuesday	October	19	Gary Creek			Craig Arnold							CNC SIG 6:30		
Wednesday	October	20	Roger Bartlett									General Meeting			
Thursday	October	21	Gary Mielke									Training			
Friday	October	22						Ed Stewart				Rick Chandler			
Saturday	October	23	Dave Kraatz				Ron Haw								
Sunday	October	24		Rob Young				Handtool SIG	Wayne Peterson						
Monday	October	25					Ron Haw					Kolton Stimpert			
Tuesday	October	26	Matt Nowak			Ron Lomax		Craig Arnold				Roland Mohler Carving SIG			
Wednesday	October	27	Bob Caldwell									Kevin Thomas			
Thursday	October	28	Gary Mielke									Training			
Friday	October	29										Norm Carpenter			
Saturday	October	30	Mike Jones												
Sunday	October	31		Chuck Saunders						Mike McCauley					

TENTATIVE

NOVEMBER 2021 OPEN SHOP SCHEDULE

November Date	9am	10	11	12	1	2	3	4	5	6	7	8	9pm
Monday November 1						Ron Haw					Gary Strohm		
Tuesday November 2	Gary Creek			Craig Arnold							Kara Paris		
Wednesday November 3	Roger Bartlett									LC Meeting			
Thursday November 4	Gary Mielke									Training			
Friday November 5						David Krug							
Saturday November 6	Mike Jones												
Sunday November 7		Chuck Saunders					Chris McCauley Powertool SIG						
Monday November 8	John Sloss				Ron Haw						Woodturners General Meeting		
Tuesday November 9	Matt Nowak			Ron Lomax			Craig Arnold				Roland Mohler		
Wednesday November 10	Bob Caldwell										Scrollsaw SIG		
Thursday November 11	Gary Mielke										Training		
Friday November 12						Ed Stewart					Barb Hinton		
Saturday November 13	Dave Kraatz				Norm Carpenter								
Sunday November 14		Rob Young						Mark Waugh					
Monday November 15	Jerry Thompson					Ron Haw					Gary Strohm		
Tuesday November 16	Gary Creek			Craig Arnold								CNC SIG 6:30	
Wednesday November 17	Roger Bartlett										General Meeting		
Thursday November 18	Gary Mielke										Training		
Friday November 19						Mike McCauley					Kenan Orhan		
Saturday November 20	Santa's Workshop and Holiday Sale					No Open Shop	Santa's Workshop and Holiday Sale				No Open Shop		
Sunday November 21	No Open Shop		Santa's Workshop and Holiday Sale				No Open Shop		Santa's Workshop and Holiday Sale				
Monday November 22	John Sloss					Ron Haw					Kolton Stimpert		
Tuesday November 23	Matt Nowak			Ron Lomax			Craig Arnold				Roland Mohler Carving SIG		
Wednesday November 24	Bob Caldwell										Kevin Thomas		
Thursday November 25	Thanksgiving	Shop Closed - No Open Shop				Thanksgiving	Shop Closed - No Open Shop				Thanksgiving		
Friday November 26						Ed Stewart					Rick Chandler		
Saturday November 27	Dave Kraatz				Ron Haw								
Sunday November 28		Rob Young					Handtool SIG	Wayne Peterson					
Monday November 29						Ron Haw							
Tuesday November 30	Gary Creek			Craig Arnold							Rick Chandler		

GUILD ACTIVITIES AT THE SHOP:

Classes have resumed on a limited basis & open shop sessions resumed on June 1, 2021, with modified rules. Always check the guild website before leaving home to be sure that a scheduled event is actually taking place.

There will also be times when the shop will be closed to open shop periods due to a special meeting, class or event. These closures will be clearly noted on the monthly open shop schedule and are typically highlighted by a color other than the green background that normally indicates an open shop period.

BOARD, LEADERSHIP COMMITTEE & GENERAL COMMITTEE DIRECTORY

President.....	Craig Arnold	president@kcwg.org
Vice-President	Cal Hobbs	vicepresident@kcwg.org
Secretary	Mike McCauley	secretary@kcwg.org
Treasurer	Gary Mielke	treasurer@kcwg.org
Member-at-Large	Tim Locke	memberatlarge@kcwg.org
Director of Assets.....	Chuck Saunders.....	assets@kcwg.org
Communications - Questions, comments & suggestions.....		teamcomms@kcwg.org
Director of Communications..	Ron Haw	communications@kcwg.org
Asst Dir of Communications .	Mark Crowley	communications@kcwg.org
Director of Events.....	Chris McCauley	events@kcwg.org
Library - Questions, comments & suggestions.....		teamlibrary@kcwg.org
Librarian.....	Don Steele	library@kcwg.org
Newsletter Editor	Ron Haw	newsletter@kcwg.org
Director of Membership.....	Jim Berard	membership@kcwg.org
Director of Programs.....	Matt Nowak.....	programs@kcwg.org
Director of Safety.....	Mike Jones	safety@kcwg.org
Director of Sponsorship	Duane Miller	sponsorship@kcwg.org
Director of Training	Norm Carpenter.....	training@kcwg.org
Asst Director of Training	Brent Murphy.....	assttraining@kcwg.org
Videos - Questions, comments & suggestions.....		teamvideo@kcwg.org
Website - Questions, comments & suggestions		teamweb@kcwg.org
Web Master	Mark Crowley	webmaster@kcwg.org

ESSENTIAL LINKS & SERVICES

Kansas City Woodworkers Guild Website	https://kcwg.org
KCWG CNC Special Interest Group	cnc@kcwg.org
Guild Training and Available Classes	http://kcwg.org/classes/
Members Only Section (Password Rqd).....	http://kcwg.org/member-only-area/
Guild Photo Bank and Upload Center	https://member.kcwg.org/photo-submission/
Place a Classified Ad.....	classifieds@kcwg.org
GUILD Online Auction Page.....	https://member.kcwg.org/auctions/
KCWG Facebook Page.....	https://www.facebook.com/kcwg
KCWG Videos	https://kcwg.org/videos

VISIT
THE KANSAS CITY
WOODWORKERS GUILD
ONLINE AT
www.kcwg.org

