

# WOOD WORDS

## FEATURED ARTICLES

President's Comments .....	1
Membership & SIG Info .....	2
Communications .....	4
Library Update.....	6
August Meeting Program.....	8
Help Wanted .....	8
Safety Director's Comments .....	11



Kansas City Woodworkers' Guild

PUBLISHED BY THE KANSAS CITY WOODWORKERS GUILD \* 3189 MERCIER ST \* KANSAS CITY \* MO \* 64111

## OUR PRESIDENT'S THOUGHTS & COMMENTS

**T**he August General Meeting is open to all members, no sign up required. We will require masks as mandated by the city of Kansas City. The demo is Layering Color: Using Dye Stains, Pigment Stains, and Glazes. I wonder who the Bozo is doing that?

Bring your Show & Tell items. If your item is too large to transport to the Guild, take pictures and upload them to the website to be included. This is the most popular segment of the meeting. You can find it on YouTube

a couple of days after each meeting. The meeting will also be on YouTube Live. Follow the link on the Guild's website and be sure to subscribe to get notifications of future meetings. By the time you read this, my oldest daughter will be married. The arbor I wrote about in the July issue of *Wood Words* is where she'll exchange her vows. I'll include a photo of the happy couple under the arbor in the September newsletter. A life-long friend of

mine died of Covid-19 complications. She didn't like being "forced" (her words, not mine) to vaccinate. They found her alone in her apartment, she'd been dead for three days. Stay safe. Get a Covid-19 vaccine so you won't die, too.

That's it from the shop this month. See you in the shop wearing a mask.

Sincerely,  
**Craig Arnold**  
President



## FROM THE MEMBERSHIP DESK

Pro-Rated membership dues went into effect August 1<sup>st</sup> for all new joining members for the remainder of calendar year 2021. Prorated dues are reflected in the chart below.

Membership Level	Annual Dues Jan 1 - Dec 31		Prorated Dues Aug 1 - Dec 31	
	KCWG	KCWG & Turners	KCWG	KCWG & Turners
Student	\$25	\$95	\$15	\$55
Senior	\$35	\$105	\$21	\$61
Regular	\$50	\$120	\$30	\$70
Sawdust Maker	\$95	\$165	\$57	\$97
Woodworker Plus	\$125	\$195	\$75	\$115
Benefactor	\$150	\$220	\$90	\$130



### CARVING SIG

This month, August 24, we will be unpacking some recent tool purchases.

If ya want to see a really cool, inexpensive and easy to build, really sturdy carving vise, come to our SIG meeting.

Each of our meetings will be centered on pyrography, power carving and traditional carving. We all work together and we all learn together.

All are welcome,

**W**e are moving forward! Still meeting on the 4th Tuesday of each month 6-8pm.

Dan Robidoux



### HANDTOOL SIG

Do you suffer from the embarrassment of dull chisels? Do your little children laugh at your plane shavings? Does your mate give you the stink-eye when you try to pare cross-grain with your chisel?

and should be kept simple enough to perform without taking time away from your projects. We will discuss briefly the geometry of sharpening as well as demonstrate simple techniques you can master at home that don't require major investments of equipment.

**H**and Tool SIG for August 22nd 2pm to 4pm

Discover the cure to sharp and open a portal to better and more confident woodworking this Sunday at the Kansas City Woodworkers' Guild Hand Tool SIG.

**As a reminder, Open Shop on Sunday August 22nd will pause from 2-4 to allow for the demonstration.**

Join us this Sunday August 22nd from 2pm to 4pm as we discuss and demo the basics of sharpening for plane blades and chisels.

Sharpening is truly a gateway skill

Rob Young  
[rwyoung@ieee.org](mailto:rwyoung@ieee.org)



# GRAND OPENING!

OF OUR NEW STORE IN OLATHE!

ROCKLER INNOVATIONS | HUGE LUMBER OUTLET  
TOP POWER TOOL BRANDS | CLASSES & MORE!

EVENTS EVERY SATURDAY FROM 9/4-11/20/21

OFFICIAL BOARD CUTTING EVENT  
SATURDAY SEPT. 4, 2021

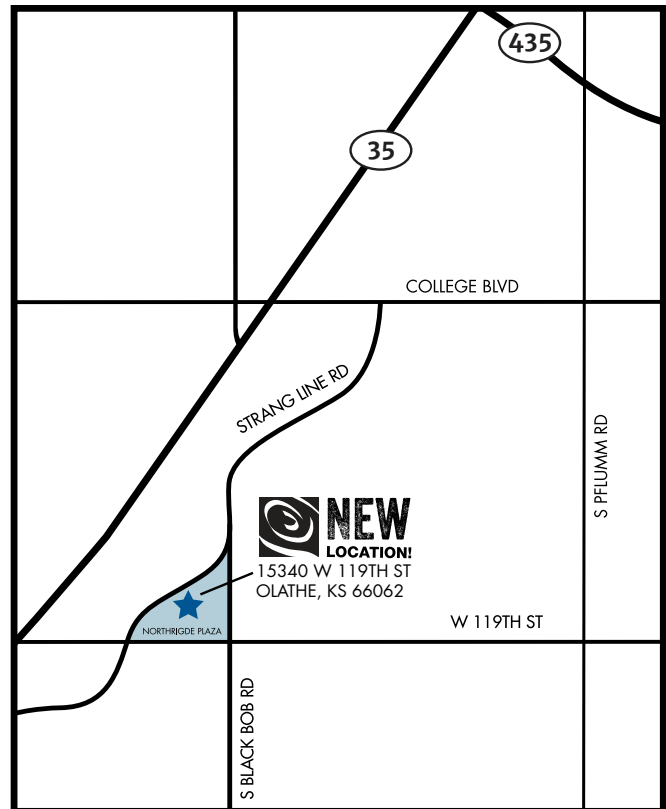
**FREE GIVEAWAY!**

to the first 100 customers  
at 9 AM on **SELECT DATES**

**EVENTS ALL MONTH LONG!**  
+FREE DEMOS & GIVEAWAYS

**MEET & GREET  
PLUS DEMOS**

Come meet woodworking expert  
Rob Johnstone of Woodworker's  
Journal on 10/30/21!



15340 West 119th Street | Olathe, KS 66062

FOR MORE EVENT INFO VISIT [ROCKLER.COM](http://ROCKLER.COM) OLATHE

## NEW PODCAST TAKES TO THE 'NET' FEATURING MANY GUILD MEMBERS

It seems like just yesterday that I sat down to come up with a few words on behalf of the Communications Committee for the newsletter. You may remember that last month I mentioned a new podcast hosted by long-time guild member and past guild president, Kevin Thomas. Kevin has launched one of the most significant communications projects that is going on at the guild lately. **“Wood Words, the Podcast.”** It has been developed, produced, and is being hosted by Kevin Thomas. Camera work and editing has all, up to this point, been handled by Chris McCauley. Four episodes of this excellent production have been posted to the internet so far. Here are links to each of the episodes and each can be reached simply by clicking on the link shown after each of the episode’s titles:

“Interview with KCWG President, Craig Arnold”

[Click here to view the Craig Arnold Interview](#)

“Interview with KCWG Director of Training, Norm Carpenter”

[Click here to view the Norm Carpenter Interview](#)



“Interview with KCWG Vice President, Cal Hobbs”

[Click here to view the Cal Hobbs Interview](#)

“Interview with KCWG Secretary, Mike McCauley

[Click here to view the interview with Mike McCauley](#)

Great job Kevin!!! I urge everyone to spend some time and view each of these videos that all highlight a different member of the Kansas City Woodworkers’ Guild. You’ll be amazed at how much you can learn about your fellow members. I’m looking forward to Kevin’s upcoming broadcasts and I understand that he is looking for suggestions and ideas for future episodes, so please let him know if you know of someone, even yourself, who has an interesting story to tell.

In the future, Kevin is also planning on covering other topics of interest outside of the guild. If those are as well done as the first four episodes, we are all in for a real treat.




**Ron Haw**


*Director of Communications  
& Newsletter Editor*





## PLEASE SUPPORT OUR KCWG SPONSORS

COMPANY NAME	ADDRESS/WEBSITE/DESCRIPTION	KCVG DISCOUNT AMOUNT
	<b>Rockler</b> (Mahogany Sponsor) 15340 West 119th Street • Olathe, KS 763.478.8214 <a href="http://rockler.com/olathe-store">rockler.com/olathe-store</a>	<b>10%</b> Show current membership card on order/payment-Some Restrictions May Apply
	<b>Woodcraft</b> (Mahogany Sponsor) 8645 Bluejacket Road • Lenexa, KS 913.599.2800 <a href="http://woodcraft.com/stores/kansascity">woodcraft.com/stores/kansascity</a> Power tools and accessories, hand tools, fasteners, hardware, wood, finishes, clamps, workbenches, personal safety equipment and education.	<b>10%</b> Show current membership card on order/payment
	<b>Taylor Toolworks</b> (Mahogany Sponsor) Columbia, MO 573.397.6432 <a href="http://taytools.com">taytools.com</a> Specialty hand tools, supplies and fixture and jig hardware.	<b>10%</b> INPUT coupon code KCVG10 to receive discount
	<b>L&amp;K Hardwoods</b> (Mahogany Sponsor) 3101 N Lentz Road • Independence, MO 816.249.4400 <a href="mailto:landkhardwoods@gmail.com">landkhardwoods@gmail.com</a> • <a href="http://landkhardwoods.com">landkhardwoods.com</a> Custom milling, kiln drying, hardwood lumber, live edge slabs, and custom furniture.	<b>10%</b> Show current membership card on order/payment
	<b>Walrus Oil</b> (Cherry Sponsor) Springfield, MO 816.848.8598 • <a href="https://walrusoil.com/">https://walrusoil.com/</a> Oil and wax finishes for cutting boards, furniture and leather and waterless skincare.	<b>10%</b> Identify KCVG membership on order Coupon Code: KCVG
	<b>Lie-Nielsen Toolworks</b> (Cherry Sponsor) Warren, ME 207.273.2520 <a href="http://lie-nielsen.com">lie-nielsen.com</a> Hand tools, sharpening and tool care products, workbenches and education for woodworkers.	<b>10%</b> Offered only on purchases made at the annual guild tool show. Must show current membership card on order/payment at the guild



## TOO MANY MAGAZINES & REVIEW OF THE GUILD LIBRARY CHECKOUT ROUTINE

**T**oo Many Magazines - We need to thin out our collection of magazines while keeping full sets of a few titles and limited sets of other titles.

The magazine titles we have include: *Fine Woodworking*, *Fine Homebuilding*, *Woodsmith*, *Woodsmith(Notes from the Shop)*, *Popular Woodworking*, *American Woodworker*, *The Woodworkers Journal*, *Workbench*, *Woodcraft Magazine*, *Woodworking*, *Wood*, *Woodwork*, *Woodcarving Illustrated*, *Chip Chats*, *Carving Magazine*, *Creative Woodworks & Crafts*. *Fine Tool*, and *Fine Homebuilding*. There are also some wood turning titles and we will get with the Turners about those magazines.

We also have several titles in digital versions that are maintained on the computer in the Library. These digital versions have copyright restrictions we need to observe. The digital copies usually cost \$100 to purchase (and are occasionally on sale for \$70 to \$80). *Fine Woodworking* magazine now extends through 2018. *Woodsmith* magazine is from 1979 to 2019. Steve Good's Scroll Saw Workshop Blog is from 2007 to 2019. *American Woodworker* is from 1985-2014. *Popular Woodworking* is from 1995-2014. These can be found on the Guild Library computer desktop Magazine Archive Icon or as a shortcut on the Desktop. They are not available online from the Guild website.

Several methods of disposing of extra magazine copies will include sales of copies at the Library, donations to organizations that have students,






and recycling. We would be interested in hearing the thoughts of members on titles that are of the greatest interest and any digital versions that should be acquired or years of coverage extended. (Email [librarian@kcwoodworkersguild.org](mailto:librarian@kcwoodworkersguild.org) -or- [library@kcwg.org](mailto:library@kcwg.org))

Review of Library checkout - You can use your web browser to view the library book catalog online by going to the Guild website ([kcwg.org](http://kcwg.org)) home page and clicking "Resources" from the "About" tab dropdown menu. This will take you to the Library page and you can click "Visit the KCWG Library". The catalog can also be searched through the computer on the desk in the Library. See the icon on the desktop of the computer. The Guild computer is on the desk in front of the dvd storage case. The other computer belongs to the Turners. You can search the online catalog by Category, Author, Title, or Call Number. You will need your membership number to check out a book (see the back of your nametag). If you are not listed as a patron and want to check out a book or dvd, please send an email with your name, email address you use with the Guild, and your membership number. We will add you as a patron and notify you when that is done. If you have any questions or problems, please email us.



**Don Steele**  
Librarian

## PLEASE SUPPORT OUR KCWG SPONSORS

COMPANY NAME	ADDRESS/WEBSITE/DESCRIPTION	KCVG DISCOUNT AMOUNT
 <p><b>Baird Brothers</b> FINE HARDWOODS Our Family's Heritage   Your Family's Home</p>	<p><b>Baird Brothers Fine Hardwoods</b> (Cherry Sponsor) Canfield, OH 800.732.1697 • <a href="http://bairdbrothers.com">bairdbrothers.com</a></p> <p>Hardwood lumber and plywood, custom millwork, mouldings, interior doors, stair parts and tools.</p>	<p><b>10%</b> Identify KCWG membership on order</p>
<p><i>Bloomer Hardwoods</i></p>	 <p>(Pine Sponsor) <b>Phone: 816.330.3596</b> 13585 45 Highway Platte City, MO 64079</p> <p>Hours: MON - FRI 8:30AM - 4:30PM</p>	
 <p><b>Stone's Sticks</b> Stone Distinieri, Owner. Hardwood for crafting, DIY projects, outdoor and indoor firewood. Follow us on Facebook: Stone's Sticks</p> <p>417 N. Colorado Ave. 620.931.8679 Burrton, MO 64702 <a href="mailto:stonessticks2019@gmail.com">stonessticks2019@gmail.com</a></p>	<p><b>Stone's Sticks</b> (Pine Sponsor) Burrton, KS 620.931.8679 <a href="mailto:stonessticks2019@gmail.com">stonessticks2019@gmail.com</a></p> <p>DIY hardwood craft supplies, lumber, trim, cooking wood and firewood.</p>	<p><b>10%</b> Show current membership card on order/payment</p>
<p><b>Tom The Sawyer</b> Portable Sawmill Service TomTheSawyer.net</p>	<p><b>Tom the Sawyer</b> (Pine Sponsor) 39535 W 111th Street • Eudora, KS 816.896.5170 <a href="http://tomthesawyer.net">tomthesawyer.net</a></p> <p>Portable sawmill service.</p>	<p><b>10%</b> Identify KCWG membership on order</p>
 <p><b>NEAL RAY'S</b> PHOTOGRAPHY</p>	<p><b>Neal Ray's Photography</b> 9 E Kansas Street • Liberty, MO 816.582.5968 <a href="mailto:nealraysphoto@gmail.com">nealraysphoto@gmail.com</a></p> <p>Photographic studio portraits.</p>	 <p>Official Photographer of the Kansas City Woodworkers' Guild</p>
<p><b>SUPERIOR GRINDING</b></p>	<p><b>Superior Grinding</b> 5315 Raytown Road • Raytown, MO 816.561.8665 <a href="http://superiorgrindingllc.webstarts.com">superiorgrindingllc.webstarts.com</a></p> <p>Sharpening tools used by professionals and homeowners.</p>	<p><b>10%</b> Show current membership card on order/payment</p>

## MEETING PROGRAM FOR AUGUST '21

The program for August is going to be a real treat for anyone that loves a wood surface that really shows off a wavy or quilted pattern. The characteristic of that waviness is called chattoyance and is the result of the grain rolling over between end grain and face grain in very short distances. That fact can be exploited by treating the surface with varying shades of color so that the end grain absorbs more, the face grain absorbs less, with everything else in between giving that quilted or waviness or tiger striping effect. This is not something that you want to just experiment with because if you ruin it you'll have to plane or sand it down to clear wood and start over again. That's not possible on a finished

piece of furniture, of course. So, for this month's program, Craig, our Guild President and finishing expert will demonstrate how to use a selection of colors to enhance the chattoyance of your piece of wood. I highly recommend attending the meeting, mask on, of course, so that you can ask questions from the expert in person. We all know all too well that making a piece of furniture or jewelry box is one thing, and getting a great finish is a totally different skill. Hope to see you there on Wednesday.

**Matthew Nowak**  
*Director of Programs*



## SHOP FOREMAN OPENINGS



**W**e are currently looking for a few good woodworkers that are interested in serving the Guild as a Shop Foreman. Shop Foreman are expected to commit to a regular monthly Open Shop session(s) of at least 3 hours duration. During that time you as Foreman would be responsible for maintaining a safe working environment for all of the members using the shop.

What does it take to be a Foreman?

Solid woodworking experience, both to assist members with their projects and to recognize unsafe operations before injury occurs (thus avoiding injury).

- Willingness to interfere, the Foreman must be willing to step in and correct member actions to avoid personal injury or damage to tools. The Foreman is not there just to witness the accident and fill out the forms. Prevention is the focus.

- Dedication to your Open Shop session, members will plan their shop time based upon when we have said the shop will be open. You have committed to have the shop open when you said it would be. Don't over extend yourself and become unreliable.

What's in it for me?

- You know where you'll be during your sessions
- No excess income concerns for your taxes
- You'll wear a stylish Orange name tag
- The thanks of a grateful membership for making Open Shop a reality

If you still think you might be interested in serving as a Shop Foreman. Look at the current Open Shop calendar and think about what time you would be able to work, then let's get together and talk.

Thanks

**Chuck Saunders**  
*Director of Assets*





# CHECK OUT TAYLOR TOOLWORKS FOR ALL OF YOUR FAVORITE BRANDS



## TAYLOR TOOLWORKS GUILD PARTNERS PROGRAM

# MEMBER PROJECTS



**Photos Courtesy  
Neal Ray Shoger**

*Built by: Ed Stewart*

**Built by Anthony Harris**



## SAFETY!!!!!!

Recently, I observed one of our newer members working at one of the table saws. This member happens to be left-handed and seemed to be struggling with where to stand when pushing material through the rip cut. Many people who are left-handed seem to have similar doubts as to where to stand safely while using any of the table saws (rip, crosscut or dado). Under typical use, it is best to stand where you can safely push your piece through the cut, but not stand directly in line with that piece in the event it was to pinch and generate a kickback. While our saws are always equipped with either the blade guard or a riving knife, there are occasions where that safeguard is not in place. In those cases, it is imperative that you stand in such a way as to keep yourself out of the direct line of fire should that piece get launched by the saw blade. One possible solution for you left-handers is to utilize the saws' ability to be used with the rip fence to the left of the blade. I'm sure many of you have noticed the magnifier lens and the scale to the left of the cut line of the saw. This is to allow using the rip fence to the left of the blade. In all the years I have been a foreman or involved with safety, I've never seen anyone using this function of the saw. For a left-hander, you have some advantages using the rip fence in this way. For one, you could use your dominant hand for pushing the piece of stock that you are cutting to size, thereby leaving the off-cut piece laying to the right of the blade. When cutting sheet stock, you also have more side-table area to hold your sheet safely. Each time will dictate whether you can do this and get the result you want. The big limitation will be the space or width of cut limit that will result if you must

cut beyond the limits of the rail that the fence is mounted to.

The important point here is to use our table saws in a manner that is not only safe, but comfortable for the user. You can't safely use the table saw if you are trying to make a cut and can't see the material where it is touching the fence. It

is critical that you stand in such a way as to give you the ability to see and maintain constant contact with the fence. This ensures a good clean cut and helps prevent a potential for kickback.



On another note, it is important for everyone to remember that we are an all-volunteer organization. That means we ALL bear equal responsibility for clean-up, participation, and involvement. Those of us who are retired have a bit of an advantage because of the spare time we now have in our lives. For those who are not retired, have kids or other obligations, it is a bit more difficult to find time to commit to Guild activities. One way that might be easier for many, is to get involved on a committee to contribute in that way. One committee that seems to have turn-over of involvement is our Safety Committee. We meet every other month, on the second Tuesday of the month, usually from 7-8:30. Thanks to Covid, we have our meetings using remote conferencing, so you don't even have to leave home to participate. We also need people who would be available to interested in providing instruction for our Rough 2 Ready classes or conducting our Safety Orientation. Our Rough 2 Ready classes are coordinated by Mike McCauley and usually are conducted on Sundays, Mondays, or Fridays (when we don't have open shop scheduled) and typically last for 4-5 hours. The Safety Orientations take place every month on the second Sunday from 3-5 pm. Our Guild runs smoothly, and it does so because a few people have gotten involved and take on the responsibility of keeping things going. We have numerous opportunities for you to get involved. Please consider making your contribution. I look forward to seeing everyone back in the shop. Stay Safe!

**Mike Jones**  
Director of Safety





# MEMBER PROJECTS

*Created by: Dan Robidoux*



**Photos Courtesy  
Neal Ray Shoger**

*Created by: Anthony Harris*





## PLEASE SUPPORT OUR KCWG SPONSORS

COMPANY NAME	ADDRESS/WEBSITE/DESCRIPTION	KCVG DISCOUNT AMOUNT
 <p><b>Schutte</b> LUMBER CO. Since 1880</p>	<p><b>Schutte Lumber Company</b> 3001 Southwest Blvd. • Kansas City, MO 816.753.6262 • <a href="http://schuttelumber.com">schuttelumber.com</a> Timbers, cedar, siding and pattern profiles, specialty hardwoods, treated lumber, Festool power tools, decking, fasteners and hangars.</p>	<p><b>10%</b> Show current membership card on order/payment</p>
   <p>Phillips Safety Products, Inc.</p>	<p>Phillips Safety Company, Middlesex, NJ 888.245.6638 <b>Three websites to serve KCWG members, each offering a 25% member discount (Use code KCWG25)</b> <a href="http://rx-safety.com">rx-safety.com</a> - Prescription safety glasses, reading and magnifying glasses, hearing protection <a href="http://myeyewear2go.com">myeyewear2go.com</a> - Eyeglasses, sunglasses, prescription sunglasses, sports and specialty glasses <a href="http://phillips-safety.com">phillips-safety.com</a> - Laser safety glasses, welding and IR safety glasses, radiation protection, glassworking eyewear</p>	<p><b>25%</b> INPUT coupon code KCWG25 to receive discount</p>
 <p><b>Gain the Paxton Advantage!</b></p>	<p><b>Frank Paxton Lumber Co.</b> 6311 St John Avenue • Kansas City, MO 816.920.5251 <a href="http://paxtonwood.com">paxtonwood.com</a> Hardwood lumber and plywood, panels, molding, acrylic and decorative surfaces.</p>	<p><b>10%</b> Show current membership card on order/payment</p>
	<p><b>Lee Valley</b> Reno, NV 888.983.1865 <a href="http://Leevalley.com">Leevalley.com</a> Hand tools, power tools, hardware and accessories.</p>	<p><b>15%</b> educational Application form available at Guild</p>
	<p><b>Liberty Hardwoods</b> 3900 N Kentucky Avenue • Kansas City, MO 816.231.0852 <a href="http://libertyhardwoodsinc.com">libertyhardwoodsinc.com</a> Hardwood lumber, plywood, trim, hardware and accessories.</p>	<p><b>10%</b> Show current membership card on order/payment</p>
 <p>You shop. Amazon gives.</p>	<p><b>Amazon Smile</b> <a href="http://smile.amazon.com">smile.amazon.com</a> On-line power equipment, tools accessories, etc.</p>	<p>No Guild discounts. However, a percentage of all sales are given to the Guild</p>

## PLEASE WELCOME THESE 18 NEW MEMBERS WHO JOINED THE GUILD JULY & AUGUST

<u>FIRST NAME</u>	<u>LAST NAME</u>	<u>HOMETOWN</u>	<u>STATE</u>	<u>MEMBERSHIP</u>	<u>JOINED</u>
Dick	Bjork	Kansas City	MO	Sawdust	7/14/2021
Eric	Oman	Leawood	KS	WW+	7/20/2021
Violet	Oman	Leawood	KS	WW+	7/20/2021
Robert	Sabo	Overland Park	KS	Senior	7/26/2021
John C	Byram Jr.	Prairie Village	KS	Benefactor	7/28/2021
Tucker	Bartlett	Kansas City	MO	Sawdust	8/1/2021
Brian	Cockrum	Independence	MO	WW+	8/1/2021
Brandy	Saunders	Independence	MO	WW+	8/1/2021
George	Saunders	Independence	MO	WW+	8/1/2021
Audrey	Storm	Kansas City	MO	Sawdust	8/1/2021
Patrick	Storm	Kansas City	MO	Sawdust	8/1/2021
Michelle	Valles	Kansas City	MO	Sawdust	8/1/2021
Peter	Brown	Raymore	MO	Benefactor	8/2/2021
Robert	Fisk	Fairway	KS	Sawdust	8/2/2021
Wesley	Folsom	Kansas City	MO	Sawdust	8/2/2021
Christopher	Storm	Overland Park	KS	Sawdust	8/3/2021
John	Steyer	Lenexa	KS	WW+	8/4/2021
Jason	Holmes	Shawnee	KS	Regular	8/7/2021



Current Membership: **829**

# ATTEND THE AUGUST GENERAL MEMBERSHIP MEETING VIRTUALLY

Wednesday, August 18, 2021 at 7:00pm

<https://www.youtube.com/c/KansasCityWoodworkersGuild/videos>

**OR BRING YOUR FACE MASK AND  
ATTEND THE MEETING IN PERSON**

COMPANY NAME	ADDRESS/WEBSITE/DESCRIPTION	KCWG DISCOUNT AMOUNT
	<b>Katsura Cutlery</b> Houston, TX <a href="http://katsuracutlery.com">katsuracutlery.com</a> Knives, knife blanks and knife making instructions.	<b>10% 15 - 20%</b> on some sales items Identify KCWG membership on order
	<b>Metro Hardwoods</b> 4243 S Noland Road • Independence, MO 816.373.1710 <a href="http://metrohardwoodsinc.com">metrohardwoodsinc.com</a> Hardwood lumber, plywood, finishes, saw blades and bits.	<b>10%</b> Show current membership card on order/ payment

## AUGUST MACHINE SAFETY REVIEW

# Hollow Chisel Mortiser

The hollow chisel mortiser is a specialized woodworking machine used to cut square or rectangular holes in a workpiece—most often to cut mortises for mortise and tenon joints. Similar to a drill press in many respects, it combines the cutting of a four-sided hollow chisel with the action of a drill bit in the center. The bit clears out most of the material to be removed, and the chisel ensures that the edges are square, straight, and clean.

### Safety Rules

1. Turn the bit one complete revolution by hand before the power is turned on to make sure it doesn't bind.
2. Keep chisel and drill bits sharp and clean for the best and safest performance. Follow instructions for lubricating and changing accessories.
3. Make sure the workpiece is securely attached or clamped to the table. Never use your hand to hold the workpiece.
4. In cutting a mortise wider than the chisel, cut a hole at one end, then move the chisel past material about 2/3 size of the hole, and cut another hole. Continue in this manner until mortise length is achieved. Then go back to remove the material left between holes. Failure to follow this procedure will result in a ruined chisel and bit.



## Got them on?

Don't forget: Wear them whenever you are in the shop.



# AUGUST 2021 OPEN SHOP SCHEDULE

day	August	Date	9am	10	11	12	1	2	3	4	5	6	7	8	9pm
Sunday	August	1		Chuck Saunders						Chris McCauley Powertool SIG					
Monday	August	2						Ron Haw				Gary Strohm			
Tuesday	August	3	Gary Creek			Craig Arnold							Kara Paris		
Wednesday	August	4	David Bleier				Roger Bartlett					LC Meeting			
Thursday	August	5	Gary Mielke									Training			
Friday	August	6													
Saturday	August	7	Mike Jones												
Sunday	August	8		Rob Young						Mark Waugh					
Monday	August	9					Ron Haw					Woodturners General Meeting			
Tuesday	August	10	Matt Nowak			Ron Lomax			Craig Arnold			Roland Mohler			
Wednesday	August	11	Bob Caldwell				Roger Bartlett					Scrollsaw SIG			
Thursday	August	12	Gary Mielke									Training			
Friday	August	13						Ed Stewart				Barb Hinton			
Saturday	August	14	Dave Kraatz				Norm Carpenter								
Sunday	August	15		Chuck Saunders						Chris McCauley					
Monday	August	16	Jerry Thompson					Ron Haw				Gary Strohm			
Tuesday	August	17	Gary Creek			Craig Arnold							CNC SIG 6:30		
Wednesday	August	18	David Bleier									General Meeting			
Thursday	August	19	Gary Mielke									Training			
Friday	August	20						Mike McCauley				Kenan Orhan			
Saturday	August	21	Dave Kraatz					Tom Smoller							
Sunday	August	22		Rob Young					Handtool SIG		Wayne Peterson				
Monday	August	23						Ron Haw				Kolton Stimpert			
Tuesday	August	24	Matt Nowak			Ron Lomax			Craig Arnold			Roland Mohler Carving SIG			
Wednesday	August	25	Bob Caldwell				Roger Bartlett					Kevin Thomas			
Thursday	August	26	Gary Mielke									Training			
Friday	August	27						Ed Stewart				Rick Chandler			
Saturday	August	28	Dave Kraatz				Ron Haw								
Sunday	August	29		Rob Young						Mike McCauley					
Monday	August	30						Ron Haw							
Tuesday	August	31	Gary Creek			Craig Arnold						Rick Chandler			

TENTATIVE

## SEPTEMBER 2021 OPEN SHOP SCHEDULE

	September	Date	9am	10	11	12	1	2	3	4	5	6	7	8	9pm
Tuesday	September	1	Gary Creek			Craig Arnold							Kara Paris		
Wednesday	September	2	Roger Bartlett									LC Meeting			
Thursday	September	3	Gary Mielke									Training			
Friday	September	4													
Saturday	September	5	Mike Jones												
Sunday	September	6		Chuck Saunders					Chris McCauley Powertool SIG						
Monday	September	7						Ron Haw				Gary Strohm			
Tuesday	September	8	Matt Nowak			Ron Lomax			Craig Arnold			Roland Mohler			
Wednesday	September	9	Bob Caldwell									Scrollsaw SIG			
Thursday	September	10	Gary Mielke									Training			
Friday	September	11						Ed Stewart				Barb Hinton			
Saturday	September	12	Dave Kraatz				Norm Carpenter								
Sunday	September	13		Rob Young						Mark Waugh					
Monday	September	14	John Johnson				Ron Haw					Woodturners General Meeting			
Tuesday	September	15	Gary Creek			Craig Arnold							CNC SIG 6:30		
Wednesday	September	16	Roger Bartlett									General Meeting			
Thursday	September	17	Gary Mielke									Training			
Friday	September	18						Mike McCauley				Kenan Orhan			
Saturday	September	19	Dave Kraatz					Tom Smoller							
Sunday	September	20		Chuck Saunders						Chris McCauley					
Monday	September	21	Jerry Thompson					Ron Haw				Gary Strohm			
Tuesday	September	22	Matt Nowak			Ron Lomax			Craig Arnold			Roland Mohler		Carving SIG	
Wednesday	September	23	Bob Caldwell									Kevin Thomas			
Thursday	September	24	Gary Mielke									Training			
Friday	September	25						Ed Stewart				Rick Chandler			
Saturday	September	26	Dave Kraatz				Ron Haw								
Sunday	September	27		Rob Young				Handtool SIG	Wayne Peterson						
Monday	September	28						Ron Haw				Kolton Stimpert			
Tuesday	September	29	Gary Creek			Craig Arnold						Rick Chandler			
Wednesday	September	30	Roger Bartlett												

## GUILD ACTIVITIES AT THE SHOP:

Classes have resumed on a limited basis & open shop sessions resumed on June 1, with modified rules. Always check the guild website before leaving home to be sure that a scheduled event is actually taking place.

There will also be times when the shop will be closed to open shop periods due to a special meeting, class or event. These closures will be clearly noted on the monthly open shop schedule and are typically highlighted by a color other than the green background that normally indicates an open shop period.

## BOARD, LEADERSHIP COMMITTEE & GENERAL COMMITTEE DIRECTORY

President.....	Craig Arnold .....	<a href="mailto:president@kcwg.org">president@kcwg.org</a>
Vice-President .....	Cal Hobbs .....	<a href="mailto:vicepresident@kcwg.org">vicepresident@kcwg.org</a>
Secretary .....	Mike McCauley .....	<a href="mailto:secretary@kcwg.org">secretary@kcwg.org</a>
Treasurer .....	Gary Mielke .....	<a href="mailto:treasurer@kcwg.org">treasurer@kcwg.org</a>
Member-at-Large .....	Tim Locke .....	<a href="mailto:memberatlarge@kcwg.org">memberatlarge@kcwg.org</a>
Director of Assets.....	Chuck Saunders.....	<a href="mailto:assets@kcwg.org">assets@kcwg.org</a>
Communications - Questions, comments & suggestions.....		<a href="mailto:teamcomms@kcwg.org">teamcomms@kcwg.org</a>
Director of Communications..	Ron Haw .....	<a href="mailto:communications@kcwg.org">communications@kcwg.org</a>
Asst Dir of Communications .	Mark Crowley .....	<a href="mailto:communications@kcwg.org">communications@kcwg.org</a>
Director of Events .....	Chris McCauley .....	<a href="mailto:events@kcwg.org">events@kcwg.org</a>
Library - Questions, comments & suggestions.....		<a href="mailto:teamlibrary@kcwg.org">teamlibrary@kcwg.org</a>
Librarian.....	Don Steele .....	<a href="mailto:library@kcwg.org">library@kcwg.org</a>
Newsletter Editor .....	Ron Haw .....	<a href="mailto:newsletter@kcwg.org">newsletter@kcwg.org</a>
Director of Membership.....	Jim Berard.....	<a href="mailto:membership@kcwg.org">membership@kcwg.org</a>
Director of Programs.....	Matt Nowak.....	<a href="mailto:programs@kcwg.org">programs@kcwg.org</a>
Director of Safety.....	Mike Jones .....	<a href="mailto:safety@kcwg.org">safety@kcwg.org</a>
Director of Sponsorship.....	Duane Miller .....	<a href="mailto:sponsorship@kcwg.org">sponsorship@kcwg.org</a>
Director of Training .....	Norm Carpenter.....	<a href="mailto:training@kcwg.org">training@kcwg.org</a>
Asst Director of Training .....	Brent Murphy .....	<a href="mailto:assttraining@kcwg.org">assttraining@kcwg.org</a>
Videos - Questions, comments & suggestions .....		<a href="mailto:teamvideo@kcwg.org">teamvideo@kcwg.org</a>
Website - Questions, comments & suggestions .....		<a href="mailto:teamweb@kcwg.org">teamweb@kcwg.org</a>
Web Master .....	Mark Crowley .....	<a href="mailto:webmaster@kcwg.org">webmaster@kcwg.org</a>

## ESSENTIAL LINKS & SERVICES

Kansas City Woodworkers Guild Website .....	<a href="https://kcwg.org">https://kcwg.org</a>
Guild Training and Available Classes .....	<a href="http://kcwg.org/classes/">http://kcwg.org/classes/</a>
Members Only Section (Password Rqd).....	<a href="http://kcwg.org/member-only-area/">http://kcwg.org/member-only-area/</a>
Guild Photo Bank and Upload Center ....	<a href="https://member.kcwg.org/photo-submission/">https://member.kcwg.org/photo-submission/</a>
Place a Classified Ad.....	<a href="mailto:classifieds@kcwg.org">classifieds@kcwg.org</a>
GUILD Online Auction Page.....	<a href="https://member.kcwg.org/auctions/">https://member.kcwg.org/auctions/</a>
KCWG Facebook Page.....	<a href="https://www.facebook.com/kcwg">https://www.facebook.com/kcwg</a>
KCWG Videos .....	<a href="https://kcwg.org/videos">https://kcwg.org/videos</a>

VISIT  
THE KANSAS CITY  
WOODWORKERS GUILD  
ONLINE AT  
[www.kcwg.org](http://www.kcwg.org)

