

WOOD WORDS

FEATURED ARTICLES

President's Message	1
From the Shop	3
Shop Foreman Wanted.....	5
July Membership Mtg Program	5
Santa's Workshop	7
"Hobbs"ervations.....	9
Membership	10 & 18
Training.....	12
Sponsorship.....	14
Safety	14
Treasurer's Report.....	15
Communications	16-17
Library Report.....	19
SIG Reports.....	21



Kansas City Woodworkers' Guild

PUBLISHED BY THE KANSAS CITY WOODWORKERS GUILD * 3189 MERCIER ST * KANSAS CITY * MO * 64111

PRESIDENT'S MESSAGE

The July General Membership Meeting is open to all members, no sign up required. This month, Anthony Harris will do a turning demo for us. Chips

too. This is a popular segment of the meeting. You can find it on YouTube a couple of days after each meeting.



are sure to fly.

Bring your Show & Tell items,

The meeting will also be on YouTube Live. Follow the link on the Guild's website and be sure to subscribe to get notifications of future meetings.

I've always looked at July as the downhill slide into the end of the year. Forgotten or discarded projects are resurrected. Ideas are gathered for Christmas gifts to be made. Every year, I realize I don't have enough shop time to complete everything. Does this happen to you?

I did manage to get my daughter's wedding arbor completed, about a month early, too. Lauren and Andrew will exchange their vows






beneath the arbor and then it will be planted in their backyard. My wife has already selected the climbing plants for the arbor.

That's it from the shop this month. Stay safe. Get a Covid-19 vaccine. See you in the shop.

Sincerely,
Craig Arnold
President



PLEASE SUPPORT OUR KCWG SPONSORS

COMPANY NAME	ADDRESS/WEBSITE/DESCRIPTION	KCVG DISCOUNT AMOUNT
	Rockler (Mahogany Sponsor) 15340 West 119th Street • Olathe, KS 763.478.8214 rockler.com/olathe-store	10% Show current membership card on order/payment-Some Restrictions May Apply
	Woodcraft (Mahogany Sponsor) 8645 Bluejacket Road • Lenexa, KS 913.599.2800 woodcraft.com/stores/kansascity Power tools and accessories, hand tools, fasteners, hardware, wood, finishes, clamps, workbenches, personal safety equipment and education.	10% Show current membership card on order/payment
	Taylor Toolworks (Mahogany Sponsor) Columbia, MO 573.397.6432 taytools.com Specialty hand tools, supplies and fixture and jig hardware.	10% INPUT coupon code KCVG10 to receive discount
	L&K Hardwoods (Mahogany Sponsor) 3101 N Lentz Road • Independence, MO 816.249.4400 landkhardwoods@gmail.com • landkhardwoods.com Custom milling, kiln drying, hardwood lumber, live edge slabs, and custom furniture.	10% Show current membership card on order/payment
	Walrus Oil (Cherry Sponsor) Springfield, MO 816.848.8598 • https://walrusoil.com/ Oil and wax finishes for cutting boards, furniture and leather and waterless skincare.	10% Identify KCVG membership on order Coupon Code: KCVG
	Lie-Nielsen Toolworks (Cherry Sponsor) Warren, ME 207.273.2520 lie-nielsen.com Hand tools, sharpening and tool care products, workbenches and education for woodworkers.	10% Offered only on purchases made at the annual guild tool show. Must show current membership card on order/payment at the guild

FROM THE SHOP

The tools in the shop for the most part are general purpose and available for whatever operation the tool is capable of that does not harm tool or operator. Limitations on use either protect the tool



(chisels are not glue scrapers, prybars or screwdrivers) or the operator (minimum length of wood to use the jointer). There is one machine however that has strict restrictions on its' use, the Resaw Bandsaw.

The Resaw bandsaw is for resawing thick lumber, that is a depth of cut exceeding 3". It is not for cutting green wood, wood with bark, cross cutting logs into cookies (why can't that fad die?). The reason for

the 3" minimum is that the blade that is on the saw is specifically designed for cutting thick wood. The tooth spacing and gullet depth are designed to cut

and remove the sawdust effectively in thick cuts.

The resaw is not for making curved cuts, that is exactly what we are trying to avoid. There are other bandsaws for that. At this point I'm thinking of all the operations not to make on the resaw and I realize that making a list of Don'ts will inevitably result in someone defending their action "You didn't say I couldn't use the saw to make granite veneer" (by the way, if that's what you want, talk to Jake next door at Central Surfaces).

I've added a few links to resawing information you might find interesting. <https://woodgears.ca/bandsaw/resaw.html> <https://www.highlandwoodworking.com/bandsaw-resawing-tips.html>

If we only had one bandsaw, then things would be different. The Resaw bandsaw was purchased to do one job, cutting thick solid raw lumber. If your project doesn't meet that definition then this isn't the saw for you. I'm reminded of the line at the end of the movie 2010 The Year We Make Contact "All these worlds are yours except Europa. Attempt no landing there."

Chuck Saunders

Director of Assets



SPECIAL RAFFLE ITEM AT THIS MONTH'S MEETING



Through the generosity of member Paul Zenk, this month's raffle will have a special prize, Rockler Material Mate Panel Cart and Shop Stand. You may have seen this in the shop. A handy cart for moving plywood around in your





shop and then flipping the sheet down flat to feed into the tablesaw. All for one measly raffle ticket, well it would be just one if you knew which one was the winning ticket, so stop by the ATM on the way to the meeting, buy lots of tickets and fill the bowl so that you will be the lucky one!

Chuck Saunders

Director of Assets



PLEASE SUPPORT OUR KCWG SPONSORS

COMPANY NAME	ADDRESS/WEBSITE/DESCRIPTION	KCVG DISCOUNT AMOUNT
 <p>Baird Brothers FINE HARDWOODS Our Family's Heritage Your Family's Home</p>	<p>Baird Brothers Fine Hardwoods (Cherry Sponsor) Canfield, OH 800.732.1697 • bairdbrothers.com</p> <p>Hardwood lumber and plywood, custom millwork, mouldings, interior doors, stair parts and tools.</p>	<p>10% Identify KCWG membership on order</p>
<p><i>Bloomer Hardwoods</i></p>	 <p>(Pine Sponsor) Phone: 816.330.3596 13585 45 Highway Platte City, MO 64079</p> <p>Hours: MON - FRI 8:30AM - 4:30PM</p>	
 <p>Stone's Sticks Stone DuCimetiere, Owner. Hardwood for crafting, DIY projects, outdoor and indoor firewood. Follow us on Facebook: Stone's Sticks</p> <p>412 N. Colorado Ave. 620.931.8679 Burrton, MO 64603 stonessticks2019@gmail.com</p>	<p>Stone's Sticks (Pine Sponsor) Burrton, KS 620.931.8679 stonessticks2019@gmail.com</p> <p>DIY hardwood craft supplies, lumber, trim, cooking wood and firewood.</p>	<p>10% Show current membership card on order/payment</p>
<p>Tom The Sawyer Portable Sawmill Service TomTheSawyer.net</p>	<p>Tom the Sawyer (Pine Sponsor) 39535 W 111th Street • Eudora, KS 816.896.5170 tomthesawyer.net</p> <p>Portable sawmill service.</p>	<p>10% Identify KCWG membership on order</p>
 <p>NEAL RAY'S PHOTOGRAPHY</p>	<p>Neal Ray's Photography 9 E Kansas Street • Liberty, MO 816.582.5968 nealraysphoto@gmail.com</p> <p>Photographic studio portraits.</p>	 <p>Official Photographer of the Kansas City Woodworkers' Guild</p>
<p>SUPERIOR GRINDING</p>	<p>Superior Grinding 5315 Raytown Road • Raytown, MO 816.561.8665 superiorgrindingllc.webstarts.com</p> <p>Sharpening tools used by professionals and homeowners.</p>	<p>10% Show current membership card on order/payment</p>

SHOP FOREMAN OPENINGS



I am currently looking for a few good woodworkers that are interested in serving the Guild as a Shop Foreman. As a Shop Foreman you would be expected to commit to a regular monthly Open Shop session(s) of at least 3 hours duration. During that time you as Foreman would be responsible for maintaining a safe working environment for all of the members using the shop.

What does it take to be a Foreman?

- Solid woodworking experience, both to assist members with their projects and to recognize unsafe operations before injury occurs (thus avoiding injury).
- Willingness to interfere, the Foreman must be willing to step in and correct member actions to avoid personal injury or damage to tools. The Foreman is not there just to witness the accident and fill out the forms. Prevention is the focus.

- Dedication to your Open Shop session, members will plan their shop time based upon when we have said the shop will be open. You have committed to have the shop open when you said it would be. Don't over extend yourself and become unreliable.

What's in it for me?

- You know where you'll be during your sessions
- No excess income concerns for your taxes
- You'll wear a stylish Orange name tag
- The thanks of a grateful membership for making Open Shop a reality

If you still think you might be interested in serving as a Shop Foreman, Look at the current Open Shop calendar and think about what time you would be able to work, then let's get together and talk.

Thanks

Chuck Saunders
Director of Assets



PROGRAM FOR JULY MEETING

Woodworkers make square boxes and Woodturners make round boxes. I'm a member of both Guilds in our building and so are quite a few others. Also, just like with KCWG, we have members who are excellent at their craft and who teach lessons so that others can someday be very good at it or at least better enjoy the craft. Patrick Harris is one of those outstanding turners from whom I've taken a couple of classes and he has offered to give a live demonstration at our July meeting. I've seen other nationally-acclaimed teachers and I'm certain that Pat could take his show on the road. He's not just a good craftsman, but

he is also a very good teacher. In fact, I highly recommend that you take one of his classes and I'm pretty sure that the Woodturners do not require membership to take a class. While you're at it, you might also consider becoming a turning member. I'm sure you'll be entertained and informed by his program. I'm just not sure if he'll be barefoot or be wearing sandals. He loves the feel of wood chips squishing between his toes and under his feet.

Matthew Nowak
Director of Programs



**ROCKLER®**

CREATE WITH CONFIDENCE

The best **WOODWORKING** *store in town!*

Featuring Rockler innovations, a huge lumber outlet, top power tool brands, woodworking classes and more!



**NOW HIRING FOR
OUR NEW STORE IN
OLATHE OPENING
LATE JULY 2021!**

**Combine your professional
expertise with your
woodworking passion!**

**We are looking for extraordinary
individuals who love woodworking
and have retail experience.**

- Starting at \$14/hour
- Flexible schedules and great work vs. life balance
- Generous employee discount

**Apply online at
[Rockler.com/careers](https://www.rockler.com/careers)
or show to anyone who
may be interested!**

Questions? Call 763-478-8214

15340 West 119th Street | Olathe, KS 66062 | [Rockler.com/olathe-store](https://www.rockler.com/olathe-store)

SANTA'S 2021 WORKSHOP EVENT

Many of you know I portray Father Christmas, a.k.a. Saint Nicholas.



Previously, at Cave Springs Park, Chris and I put together an impromptu Santa's Workshop, it was a huge hit (*basically the same as Christkindle*). Difference was the kids got to make a toy **with** Santa Claus. (*thanks to Dave Kraatz for permission to use his truck design*)

The plan is to have the kids come in the front door, pick a block of wood, go to each station with their block of wood, and our woodworkers transform their block into a wooden toy truck. Each station would be "roped" off with only a KCWG Woodworker within 2' of the machine. We would need Drill Presses with stations for drilling axel holes and truck window.

Crosscut sleds to cut back of cab and front of truck. Bandsaw to cutoff bed of truck. Routers to round off edges. Axles would already be cut; we will buy wheels from Craftparts. Truck beds and window backs will be attached in the handtool room.

They will proceed to the handtool room and assemble their truck with Santa's helpers, meet and talk with Santa Claus. As they leave the room the Turners will present a unique, turned, toy top that will be placed in a hole drilled in the middle of the truck bed.

Exiting the handtool room, participants will enter a Holiday Giftmart with handmade gifts.

This would provide a Community Service

outreach, share our joy of woodworking, give the kids a unique experience, demonstrate the process of making a "simple" toy, bring parents in to see our shop (*with potential membership*), and provide a "marketplace" for your craft/gift items.

Here is your chance to spend part of your summer making "stock" of your handcrafted items to sell. Santa's Workshop and Holiday Sale will be the Saturday and Sunday before Thanksgiving,



November 20 & 21, open shop will be canceled that weekend. A SignUp Genius page will be available in October to plan your participation in this unique opportunity for kids and parents alike. We're already working on plans to have Fox 4 come by and possibly do a story about Santa's Workshop and Holiday Sale and hopefully highlight both KC woodworkers Guild and KC Woodturners Club.

Magically Yours,

**Mike
'Santa'
McCauley**
Secretary



PHILLIPS SAFETY PRODUCTS, INC.



Phillips Safety Products, Inc.

Specialized Industrial Safety & Medical Products

- Laser Safety
- Welding and IR Safety
- Radiation Protection
- Hot Glassworking Eyewear

Visit our website at
www.phillips-safety.com



Choose from a wide range of prescription safety glasses & other safety products.

Check us out at
www.rx-safety.com



Eyeglasses starting at **\$27.00!**

For more information visit us at

www.myeeyewear2go.com



“HOBBS”ERVATIONS BEDSIDE CHEST CLASS COMING THIS FALL

As much as I enjoy building furniture for the fun of it, many of my pieces are utilitarian, as in what do I need around my house, and what piece can I justify to my wife the time and expense. For an extremely utilitarian piece, I am teaching the bedside chest starting in September.

Say you need a bedside table, but need more storage? Suppose you want to learn the basics of case furniture, but the thought of lugging a full-size piece back and forth to the guild makes you shudder? The answer to both is a nice, compact, super useful bedside chest.

Things that will be learned in the class:

- Hand-cut dovetails. With a dovetailed case and three dovetailed drawers, this piece will give you plenty of practice.
- Drawer construction and fitting. Building a drawer and having it fit properly is a skill that is within your reach, but it helps to be shown how.
- Building and attaching bracket feet to a case piece.

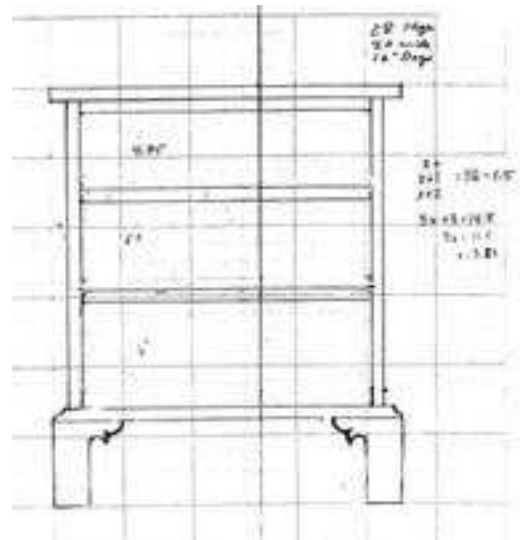
And in case you are wondering – there’s no carving (wait, is he serious?!). Here are some of the techniques and tools that the class will cover:

- Measuring and marking – sounds easy but there are some good fundamentals to review.
- Handplane skills – nothing too fancy, just a good staple to learn.
- Sawing to a line – dovetails will help you train your muscle memory and by the end you will be able to repeat this motion.
- Chisel skills.
- How to break down a more complex piece into easy workable steps. All pieces employ these strategies to a degree.

This class will run over 8 weeks from September into November, and the pieces will be made from



walnut. I will take care of the machining and the grunt work so we can focus on the finer skills. I hope you will give it a try – it will be a fun time.



Cal Hobbs
Vice President
Kansas City
Woodworkers' Guild



MEMBERSHIP RETROSPECTIVE: 20 YEARS OF GUILD LEADERSHIP

2001	—	Dave Kraatz
2002	}	Erl Poulin
2003		
2004	}	Wayne Wainwright
2005		
2006	}	Jim Bany
2007		
2008	—	Mike Jones
2009	—	John Johnson
2010	}	Kevin Thompson
2011		
2012	}	Rob Young
2013		
2014	}	Chuck Saunders
2015		
2016	}	Roland Mohler
2017		
2018	}	Craig Arnold
2019		
2020		
2021		

If you were old enough to be partying like it's 1999 there's a pretty good chance that Dave Kraatz was leading the Guild into the 21ST Century. The kwcwg.org online newsletters were the source for this month's article and the digital records stop in January of 2001 with Mr. Kraatz at the helm.

A review of the past 20 years of **Wood Words** newsletters yielded this list of 11 Guild Presidents that have guided our organization (along with many dedicated volunteers) to its current state. Thank You gentlemen for sharing your leadership, time, and talents.

The Guild started in 1984 as an unincorporated association. In 1992 we were incorporated as a nonprofit 501(c)(3) corporation. So, besides these eleven presidents, there are another 16 years of leaders that got us to the millennial. If a member has a little history on the early leadership, please drop membership@kwcwg.org a line.

Woody Woodpecker has been awarded an Honorary Sawdust Maker Membership in the KCWG for an outstanding effort on this SouthernOverland Park home remodel.



Woody
Honorary
Member



Jim Berard
Director of
Membership

CHECK OUT TAYLOR TOOLWORKS FOR ALL OF YOUR FAVORITE BRANDS



TAYLOR TOOLWORKS GUILD PARTNERS PROGRAM

DO YOU NEED SOME TRAINING?



It has been a while since an article from Training has come out. A busy work schedule coupled with a pandemic sort of put a damper on any training news.

But now we are back and active again. Local guild members are teaching courses and we are seeking others to fill out our training hours. We had a class by world renown carver Mary May this last June and in September we plan to welcome Matt Kenney (<https://www.mekwoodworks.com/about.html>) to our shop. Still working on the class details, so stay tuned.

Due to an increased amount of last minute cancellations from unpaid students we have decided to change the class sign up process. Our current process is not working because people who really want to take the class are unable to participate and others who think that they may want to take the class sign up and then end up canceling later. The cancellations

often occur when it is too late for us to fill their spot from someone on the wait list. As a result, we have classes that are not being taught at full capacity. This is unfair to our instructors, our other guild members, and the training staff who spend extra time trying to create a full class.

Going forward our new policy will require payment at the time of signing up for a class. This means that you will need to pay for all

classes via credit card.

If you do find that you are unable to attend a class, we will provide a full refund if we are able to fill your spot with another guild member on the wait list.

Finally, we are starting up the monthly skill builders. David Kraatz will be leading off on the first Saturday in August (8/7/2021) starting at 2pm at the guild shop. The topic presented in August will be preparing a basic handtool set. No cost for these skill builders.

If you have anything that you wanted to know about woodworking, let us know and we will see if it can be set up as a skill builder presentation.

Until next time, keep the sawdust flying,

Norm Carpenter
Director of Training



PLEASE SUPPORT OUR KCWG SPONSORS

COMPANY NAME	ADDRESS/WEBSITE/DESCRIPTION	KCVG DISCOUNT AMOUNT
 <p>Schutte LUMBER CO. Since 1880</p>	<p>Schutte Lumber Company 3001 Southwest Blvd. • Kansas City, MO 816.753.6262 • schuttelumber.com Timbers, cedar, siding and pattern profiles, specialty hardwoods, treated lumber, Festool power tools, decking, fasteners and hangars.</p>	<p>10% Show current membership card on order/payment</p>
   <p>Phillips Safety Products, Inc.</p>	<p>Phillips Safety Company, Middlesex, NJ 888.245.6638 Three websites to serve KCWG members, each offering a 25% member discount (Use code KCWG25) rx-safety.com - Prescription safety glasses, reading and magnifying glasses, hearing protection myeyewear2go.com - Eyeglasses, sunglasses, prescription sunglasses, sports and specialty glasses phillips-safety.com - Laser safety glasses, welding and IR safety glasses, radiation protection, glassworking eyewear</p>	<p>25% INPUT coupon code KCWG25 to receive discount</p>
 <p>Gain the Paxton Advantage!</p>	<p>Frank Paxton Lumber Co. 6311 St John Avenue • Kansas City, MO 816.920.5251 paxtonwood.com Hardwood lumber and plywood, panels, molding, acrylic and decorative surfaces.</p>	<p>10% Show current membership card on order/payment</p>
	<p>Lee Valley Reno, NV 888.983.1865 Leevalley.com Hand tools, power tools, hardware and accessories.</p>	<p>15% educational Application form available at Guild</p>
	<p>Liberty Hardwoods 3900 N Kentucky Avenue • Kansas City, MO 816.231.0852 libertyhardwoodsinc.com Hardwood lumber, plywood, trim, hardware and accessories.</p>	<p>10% Show current membership card on order/payment</p>
 <p>You shop. Amazon gives.</p>	<p>Amazon Smile smile.amazon.com On-line power equipment, tools accessories, etc.</p>	<p>No Guild discounts. However, a percentage of all sales are given to the Guild</p>

KCWG WELCOMES OUR NEWEST SPONSOR, ROCKLER WOODWORKING & HARDWARE

Please welcome our new Mahogany Level Sponsor, [Rockler Woodworking and Hardware](#). Rockler is re-modeling a store at 15340 W 119th Street in Olathe (between Ross Dress for Less and Dick's Sporting Goods). Rockler is a retailer of hardware,

workshop benches and accessories, finishing supplies, wood, power and hand tools, classes and events for woodworkers. A 10% discount to KCWG members on presentation of a current membership card is subject to some exclusions as follows; member discount

exclusions include power tools or items already discounted.

Duane Miller
Director of Sponsorship



THOUGHTS ON SAFETY

As the summer heats up, so does the activity in the shop. We still aren't seeing the activity levels that were typical pre-covid, but it is getting there. I have noticed several people coming into the shop with rough-sawn lumber that has been acquired from "grandpa's barn" or from local mills and a problem that seems to be typical is showing up. As people are processing their lumber, they are encountering tension in their boards. By tension, I mean, as the material is being ripped, the cut is literally closing down on the riving knife and stopping the rip cut. I have personally experienced this issue when ripping long pieces of walnut. Why it only seems to happen on walnut I will never know, but that has been my experience. Boards that have sat untouched for months or even years, magically exhibit a tendency to start moving as soon as you start ripping or processing it. On several occasions I have had to push so hard, I couldn't push it through the cut any longer. The cut had closed down so tight on the riving knife, I literally stopped the cut. This is a

dangerous condition because we all have a tendency to want to push harder the more resistance we encounter. The inherent risk is that of having your hand slip and push it right into the blade. I have found that it is a good idea to turn off the saw and find a scrap of wood that you can cut a wedge from that will allow you to put a wedge in the kerf behind the riving knife to open the kerf up and release the grip it has on the riving knife. Most of the time, the tension is great enough that you can't even lift the board off of the riving knife to start the cut over. If you encounter this issue, and you're not confident to cut the wedge and remove the board yourself, please don't hesitate to call on your shop foreman to give you a hand.

It is also good policy when processing rough-sawn lumber, to be sure and joint one face and one edge before cutting it on the table saws. We always recommend that you examine your lumber for cup, warp, twist or bow. Many times, these conditions can be corrected



on the jointer, but many times they can't. If you have a board that has extreme twist, warp, cup or bow, it is highly recommended you consider getting another board and trashing the bad one. A lot of work can be saved by examining whether anything will be left after you joint it. A long board with a twist, might be usable if you cut it closer to the length you need, versus trying to joint the twist out of it. Always...when in doubt, ask your shop foreman for guidance. Remember, we don't recommend cutting a rough-sawn board on the table saw until it has been jointed. The risks of cutting rough-sawn lumber on the table saws are far too high. Please don't do it!

Mike Jones
Director of Safety



TREASURY REPORT

The Guild is in good financial condition as we start the second half of 2021. Activity appears to be getting back to normal and we anticipate a successful remainder of the year. Getting back to in person monthly meetings will be another step in that direction.

At the end of the second quarter revenues were above budget forecast and expenses were bellow budget. For the year we are in the black by approximately \$38,000. That number will go down until December when membership renewal begins.

The new three-year lease started in June. The lease has a significant increase in rent due to an added



Common Area Maintenance (CAM) requirement. The CAM charge includes estimated charges for outside maintenance as well as property tax and building insurance. The CAM charge includes other properties, and the Guild pays a percentage of the total cost. The cost is estimated during the year and trued up at the end of the year.

During the first half of the year the Guild purchased a 15"

Powermatic Planer and a Holzher Panel Saw.

More detailed monthly Statements of Operation are available on the web site in the Member Only area.

I want to thank all of you for your support of the Guild and hope to see many of you at the General Meeting July 21st.

If you have questions, please contact me and I will do my best to get you the answer.

Gary Mielke
Treasurer



ATTEND THE VIRTUAL JULY GENERAL MEMBERSHIP MEETING

Wednesday, July 21, 2021 at 7:00pm

<https://www.youtube.com/c/KansasCityWoodworkersGuild/videos>

COMMUNICATIONS REPORT - SUCCESS IS ALL ABOUT DELEGATION



Before I get into this month's message I want to start this Communication column with a few thank you comments.

First to our Assistant Communications Director, Mark Crowley. Mark has been and is a guiding force within the Communications Committee. He has taken the lead on many projects and has typically completed the day-to-day tasks required of the Committee by the time I open the message requesting our involvement. Mark has also stepped up and is taking a larger segment of getting our monthly newsletter set up and prepared for distribution. Thank You, Mark.



Mark Crowley

I also want to congratulate Kevin Thomas on the Guild's new podcast "Wood Words, the Podcast". The first issue of Kevin's podcast has been completed and is posted on YouTube. You can view it here: [Wood Words Podcast S01E01](#). This first episode is an

interview with our president, Craig Arnold. And just this week the second edition of the podcast has been posted, an interview with our Director of Training, Norm Carpenter. You can view that interview here: [Wood Words Podcast S01E02](#).



Kevin Thomas

What a great idea and a means to learn more about the Guild's management team. I look forward to Kevin's continued effort to expand our knowledge of the guild, its management and several other future topics of interest. Thank You, Kevin.

I'm now in my third year of being the Acting Communications Director or as the actual Communications Director for the guild and I find that I learn more about the position and its responsibilities almost every day. We are still reaching, some to getting everyone up-

Continued on Page 17

Continued from page 16

to-date on everything going on, from posting classes to safety videos and producing the newsletter each month to the growth and maintenance of the website. Without the help of the members of the Communications Committee the job would be impossible to handle. I've found that delegation is the key to successfully keeping up with the issues of the day. In almost everything that we handle, I've been able to put sub-committee chairman in place to handle issues and our various areas of responsibility. Each of these chairman is charged with getting the job done and it's been my goal to allow everyone to run with their job and for the most part other than a 'how's it going?' from me, these folks do an outstanding job of managing their sub-committee without interference from the Director. It's often that I find myself needing to check with someone to accurately answer a question someone has posed. I like it that way! Going forward, we have plans to expand the website by including as much information as possible about the guild as possible. Mark and his committee are working on adding a search

function to our website. We are working with the membership committee to develop an electronic check-in check-out system when you come into the guild, thus eliminating the notebook system we currently have. Safety video production is moving along and we hope to finish that project up in the first quarter of 2022. And there are a ton of projects that we are working on for the future.

If you are looking for a place to get involved in the guild, other than just making sawdust, we have a spot on the Communications Committee that you will fit into, working on a committee or chairing a sub-committee are just a few of the possibilities where you can fit in. We can use whatever help you have the time to commit to.

Until next time,



Ron Haw
 Director of Communications
 & Newsletter Editor

PLEASE SUPPORT OUR KCWG SPONSORS


COMPANY NAME	ADDRESS/WEBSITE/DESCRIPTION	KCWG DISCOUNT AMOUNT
 KATSURA	Katsura Cutlery Houston, TX katsuracutlery.com Knives, knife blanks and knife making instructions.	10% 15 - 20% on some sales items Identify KCWG membership on order
	Metro Hardwoods 4243 S Noland Road • Independence, MO 816.373.1710 metrohardwoodsinc.com Hardwood lumber, plywood, finishes, saw blades and bits.	10% Show current membership card on order/payment

PLEASE WELCOME THESE 29 NEW MEMBERS WHO JOINED THE GUILD RECENTLY

FIRST NAME	LAST NAME	HOMETOWN	STATE	MEMBERSHIP	JOINED
Aaron	Johnson	Kansas City	MO	WW+	5/14/2021
John	Kimball	Kansas City	MO	Senior	5/18/2021
Michael	Calvin	Prairie Village	KS	WW+	5/21/2021
Tully	Larkin	Leawood	KS	WW+	5/21/2021
John	Monaco	Kansas City	MO	Sawdust	5/23/2021
Kurt	Look	Lawrence	KS	Senior	5/25/2021
Lydia	Palma	Kansas City	MO	Sawdust	5/25/2021
Mary Beth	Carr	Cameron	MO	Sawdust	5/26/2021
Bill	Luemmen	Olathe	KS	Senior	5/26/2021
Greg	Bringaze	Olathe	KS	Regular	5/27/2021
Herb	Walls	Kansas City	MO	Sawdust	5/28/2021
Tom	Cook	Prairie Village	KS	WW+	6/3/2021
Brad	Antin	Lenexa	KS	Sawdust	6/4/2021
Michael	Camacho	Atchison	KS	Sawdust	6/4/2021
Patti	Siemann	Liberty	MO	Benefactor	6/5/2021
Bill	Rue	Leavenworth	KS	Senior	6/8/2021
David	Wilson	Overland Park	KS	Benefactor	6/11/2021
Scott T	Rauth	Kansas City	MO	WW+	6/13/2021
James H	Bennett	Tonganoxie	KS	Senior	6/14/2021
Kristofer	Rumfelt	Lansing	KS	Benefactor	6/16/2021
Caleb	Carriere	Grain Valley	MO	Benefactor	6/20/2021
Austin	Klumpe	Overland Park	KS	WW+	6/21/2021
Richard	Cole	KansasCity	MO	Sawdust	6/26/2021
Tony	Cole	KansasCity	MO	Sawdust	6/26/2021
Victor	Cole	KansasCity	MO	Sawdust	6/26/2021
Caleb	Cauthon	Roeland Park	KS	Sawdust	6/27/2021
Allen	Lisko	Leawood	KS	Sawdust	7/2/2021
Jack	Argetsinger	Leawood	KS	Sawdust	7/3/2021
Greg	Walkup	Overland Park	KS	WW+	7/14/2021

Current Membership: **811**

DONATION OF PLATES TO GUILD

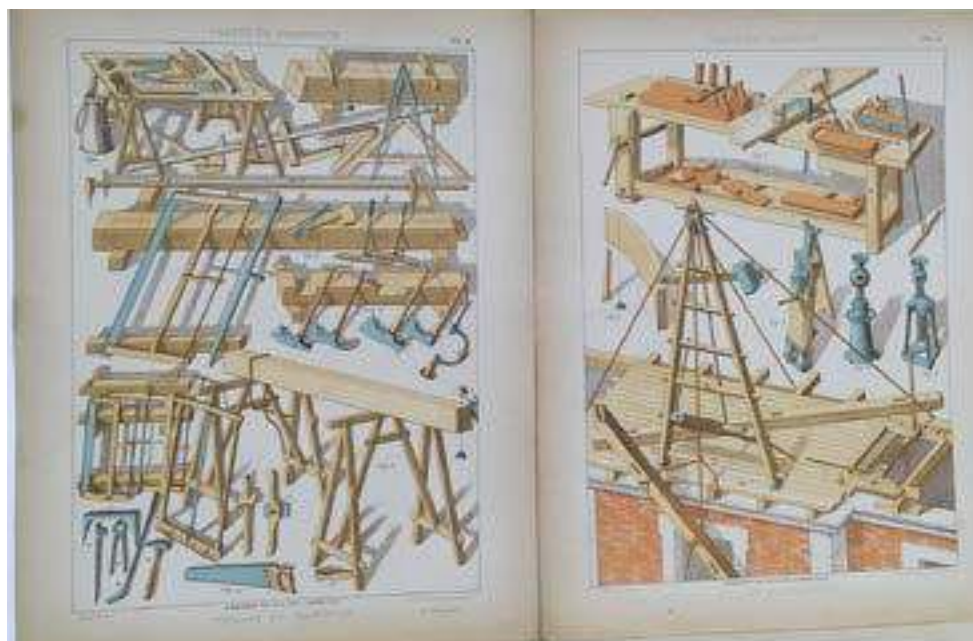

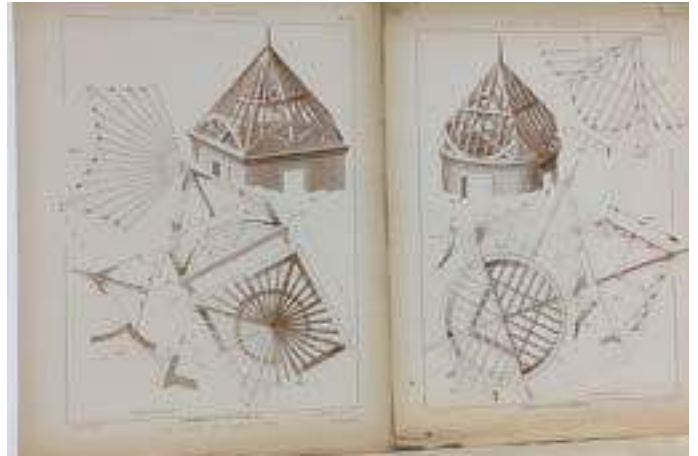


The Guild has received a donation from an individual that includes a number of woodworking plates depicting heavy timber



framing, furniture construction, stair framing, and general information. These were published in 1900 and many of them credit Andre Roubo (1739 -

1791). We have contacted Linda Hall Library to see if we can receive some more information about the plates. They are not able to store the plates but they did give us a name of a museum on the east coast that may be interested. We will also be looking to see if the Nelson, the Art Institute, or a public library may be interested. The titles of the three books



are: *Nouveau Roubo L'Art de la Menuisere* published 1900, *Traite Theorique et Pratique Charpente* by L. Mazerolle published 1900, *Les Meubles Modernes du Menuisier* published in 1926, and an additional collection of individual plates. A sampling of the plates is seen here.

Don Steele
Librarian



Bloomer



Hardwoods

Offered Services

- Log Milling
- Custom Drying 20,000 bf
- Planing
- Straight lining
- Glued Panels
- Wide Belt Sanding
- Profile Replication
- Custom Moulding
- Template matching of existing pattern

Products Available at Bloomer Hardwoods

- Ash 4/4 & 8/4
- Cedar Aromatic
- 4/4, 8/4, & 12/4
- Cherry 4/4, 8/4 & 12/4
- Maple 4/4
- Pecan 4/4 & 8/4
- Red Oak 4/4 & 8/4
- Walnut 4/4 & 8/4
- White Oak 4/4
- Plywood for Cabinets
- And many other Local Hardwoods

Phone: 816.330.3596

13585 45 Highway, Platte City, MO 64079

Hours: MONDAY - FRIDAY 8:30AM - 4:30PM

KCWG SPECIAL INTEREST GROUPS (SIG)



CARVING SIG - JIM BROCK

The carving SIG is in the process of buying tools that will allow us to concentrate on the areas of traditional carving, power carving and pyrography. The objective is to provide some basic tools for people that want to attend and learn about carving who may not have any equipment.

As a reminder, we meet the fourth Tuesday of every month. Our July SIG meeting will be devoted to inventorying tools that have been donated and some new tools we are purchasing. We will be demonstrating proper tool care and use and safety.

We look forward to seeing new faces on the 27th.



HANDTOOL SIG - ROBERT YOUNG

Join us on Sunday July 25th from 2pm to 4pm at the KCWG Shop as we discuss and demo the basic skills you need to use joinery saws and handsaws in your shop. Even if you are accustomed to doing everything with a table saw, chop saw or RAS, knowing how to properly use handsaws and joinery saws will improve your shop time.

And if you are more interested in doing your fine work with hand tools, knowing how to saw accurately and with the right saw this is the SIG demonstration for you.

We will be defining the three types of saw cuts you can make with a handsaw and demonstrating each. We will also be discussing and demonstrating some of the basic shop appliances (snobby hand-tool woodworker's name for "jig") you should be building for yourself when handsawing.

Our focus will be primarily on the western (cuts on the push stroke) style of saws but if you have experience with pull saws (e.g. Japanese saws) and feel comfortable demonstrating their use, please bring them along and some wood for demonstrations.



POWERTOOL SIG - CHUCK SAUNDERS

The Power Tool Repair and Restoration SIG will finally resume our regular meetings on Sunday August 1st at 3:00pm. We still have our Unisaw project to resurrect. For those who forgot we have a Rockwell/Delta Unisaw 10" tablesaw and a Walker Turner shaper that we are rejuvenating. Nothing like taking something apart and putting it back together to make you familiar with the inner workings. There will also be time to discuss your current tool issues.

JULY MACHINE SAFETY REVIEW

Shop-wide rules

1. **Be sure that a shop foreman is present**, and wear your green card while working in the shop.
2. **Approach your work with a safe attitude!**
 - **Focus.** Concentrate on what you're doing, and don't get distracted. Distraction causes injury.
 - **Be strong.** No, this does not mean muscle strength. It means the strength to do it right, even when you are under time pressure. Follow the safety procedures.
 - **Don't rush.** Take the time to do things correctly and using the right guard or personal protective equipment (PPE). Is saving a few minutes worth a lifelong injury?
 - **Work responsibly.** If you care about yourself and your family, follow the safety procedures.
 - **Don't gamble.** A one-in-a-thousand risk is not worth the possible cost. Do not play the odds. Follow the safety procedures.
3. **Give the work your undivided attention.**
4. **Wear safety glasses with side shields** when the shop is in operation, wherever you are working, not just when you are using a machine yourself. Glasses should be ANSI Z87.1 rated.
5. **Protect your hearing.** Hearing protection is *required* in the CNC Shop area. However, it is a good idea to use hearing protection anytime when working in the shop. Consider using other personal protective equipment (PPE), such as a mask or respirator when working in dusty conditions.
6. **Do not wear anything that might be caught by a machine.** This includes rings, wristwatches, other jewelry, loose-fitting clothing, long sleeves, and gloves. Tie back long hair.
7. **Do not wear open-toed shoes, sandals, or flip-flops** when working in the shop.
8. **Ask for help.** Unless you are *sure* that you know what you are doing and can handle it yourself, ask the foreman or another member for help.
9. **Stand comfortably.** Maintain a balanced stance at all times so that you do not fall or lean against the machine you are operating.
10. **Maintain a 2-foot perimeter.** Make sure you keep people, obstructions, and any debris that might impair traction at least 2 feet away from the machine you are using.
11. **Use the dust collector.** If the machine you are using has a dust collector, make sure it is on and the blast gate for the machine is open before starting.
12. **Observe the 3-inch rule.** Always keep your hands and fingers 3 inches away from the blade of a power saw, the bit of a drill press, the abrasive medium of a sander and any other moving parts of a woodworking machine.

June Machine Safety Review - Continued on Page 21

June Machine Safety Review - Continued from page 20

13. **Stay behind the blade.** Never place your hands or fingers directly in line with any blade where you could cut them if you slipped.
14. **If it's broken, don't use it.** Report malfunctions, missing parts, etc. to the foreman immediately.
15. **Tidy up after you set up.** Clear the work area of any wrenches, chuck keys or other adjustment tools before turning on a machine.
16. **Avoid surprises.** Inspect your stock carefully for knots, twists, nails, staples, other foreign material, etc.
17. **Wait until it starts.** Do not start a machine with the blade, bit, or abrasive medium in contact with your workpiece. Wait until the machine is running at normal operating speed.
18. **Don't force it.** If you need to use excessive force with any woodworking machine, something is wrong. Stop and consult the shop foreman.
19. **Wait until it stops.** Never clear small pieces while the blade, bit, or abrasive medium is moving. And don't leave a machine work area until the machine is off *and has come to a complete stop*.
20. **Unplug it.** Always disconnect the power before changing a blade or performing any other maintenance operation.
21. **Use the correct guard.** Before using any power tool, be sure all guards are in place and working properly.
22. **Clean up.** When you are through with any machine or hand tool, clean the work area with brush, broom and dustpan or vacuum, and put away whatever you took out. (Yes, this is a safety issue as well as a courtesy.)

Start with a risk assessment to ensure a safe work area:

1. Is the area clear of people and obstructions?
2. Is the floor clear of sawdust and chips that might impair traction?
3. Is your workpiece of a size and weight that you can handle safely without help? Is it so small you are at risk of violating the 3-inch rule?
4. Does the workpiece have any foreign material (nails, staples, etc.) embedded in it?
5. Are all the guards on your machine in place and working?
6. Does the environment warrant your use of personal protective equipment in addition to safety glasses?
7. Is the blade, bit, or cutter head, clean and sharp, so as to prevent jams or other mishaps?

JULY 2021 OPEN SHOP SCHEDULE

day	July	Date	9am	10	11	12	1	2	3	4	5	6	7	8	9pm
Thursday	July	1	Gary Mielke									Training			
Friday	July	2													
Saturday	July	3	Mike Jones												
Sunday	July	4		Chuck Saunders					Chris McCauley						
Monday	July	5						Ron Haw				Gary Strohm			
Tuesday	July	6	Gary Creek			Craig Arnold							Kara Paris		
Wednesday	July	7	David Bleier				Roger Bartlett					LC Meeting			
Thursday	July	8	Gary Mielke									Training			
Friday	July	9						Ed Stewart				Barb Hinton			
Saturday	July	10	Dave Kraatz				Norm Carpenter								
Sunday	July	11		Rob Young						Mark Waugh					
Monday	July	12	John Johnson				Ron Haw					Woodturners General Meeting			
Tuesday	July	13	Matt Nowak			Ron Lomax			Craig Arnold			Roland Mohler			
Wednesday	July	14	Bob Caldwell				Roger Bartlett					Scrollsaw SIG			
Thursday	July	15	Gary Mielke									Training			
Friday	July	16						Mike McCauley				Kenan Orhan			
Saturday	July	17	Dave Kraatz												
Sunday	July	18		Chuck Saunders						Chris McCauley PowerTool SIG					
Monday	July	19	Jerry Thompson					Ron Haw				Gary Strohm			
Tuesday	July	20	Gary Creek			Craig Arnold							CNC SIG 6:30		
Wednesday	July	21	David Bleier									General Meeting			
Thursday	July	22	Gary Mielke									Training			
Friday	July	23						Ed Stewart				Rick Chandler			
Saturday	July	24	Dave Kraatz				Ron Haw								
Sunday	July	25		Rob Young				Handtool SIG	Wayne Peterson						
Monday	July	26						Ron Haw				Kolton Stimpert			
Tuesday	July	27	Matt Nowak			Ron Lomax			Craig Arnold			Roland Mohler Carving SIG			
Wednesday	July	28	Bob Caldwell				Roger Bartlett					Kevin Thomas			
Thursday	July	29	Gary Mielke									Training			
Friday	July	30										Norm Carpenter			
Saturday	July	31	Mike Jones												

TENTATIVE

AUGUST 2021 OPEN SHOP SCHEDULE

	August	Date	9am	10	11	12	1	2	3	4	5	6	7	8	9pm
Sunday	August	1		Chuck Saunders					Chris McCauley Powertool SIG						
Monday	August	2						Ron Haw				Gary Strohm			
Tuesday	August	3	Gary Creek			Craig Arnold							Kara Paris		
Wednesday	August	4	David Bleier				Roger Bartlett					LC Meeting			
Thursday	August	5	Gary Mielke									Training			
Friday	August	6													
Saturday	August	7	Mike Jones												
Sunday	August	8		Rob Young						Mark Waugh					
Monday	August	9	John Johnson				Ron Haw					Woodturners General Meeting			
Tuesday	August	10	Matt Nowak			Ron Lomax			Craig Arnold			Roland Mohler			
Wednesday	August	11	Bob Caldwell				Roger Bartlett					Scrollsaw SIG			
Thursday	August	12	Gary Mielke									Training			
Friday	August	13						Ed Stewart				Barb Hinton			
Saturday	August	14	Dave Kraatz				Norm Carpenter								
Sunday	August	15		Chuck Saunders						Chris McCauley					
Monday	August	16	Jerry Thompson					Ron Haw				Gary Strohm			
Tuesday	August	17	Gary Creek			Craig Arnold							CNC SIG 6:30		
Wednesday	August	18	David Bleier									General Meeting			
Thursday	August	19	Gary Mielke									Training			
Friday	August	20						Mike McCauley				Kenan Orhan			
Saturday	August	21	Dave Kraatz												
Sunday	August	22		Rob Young				Handtool SIG		Wayne Peterson					
Monday	August	23						Ron Haw				Kolton Stimpert			
Tuesday	August	24	Matt Nowak			Ron Lomax			Craig Arnold			Roland Mohler	Carving SIG		
Wednesday	August	25	Bob Caldwell				Roger Bartlett					Kevin Thomas			
Thursday	August	26	Gary Mielke									Training			
Friday	August	27						Ed Stewart				Rick Chandler			
Saturday	August	28	Dave Kraatz				Ron Haw								
Sunday	August	29		Rob Young						Mike McCauley					
Monday	August	30						Ron Haw							
Tuesday	August	31	Gary Creek			Craig Arnold						Rick Chandler			

GUILD ACTIVITIES AT THE SHOP:

Classes have resumed on a limited basis & open shop sessions resumed on June 1, with modified rules. Always check the guild website before leaving home to be sure that a scheduled event is actually taking place.

There will also be times when the shop will be closed to open shop periods due to a special meeting, class or event. These closures will be clearly noted on the monthly open shop schedule and are typically highlighted by a color other than the green background that normally indicates an open shop period.

BOARD, LEADERSHIP COMMITTEE & GENERAL COMMITTEE DIRECTORY

President.....	Craig Arnold	president@kcwg.org
Vice-President	Cal Hobbs	vicepresident@kcwg.org
Secretary	Mike McCauley	secretary@kcwg.org
Treasurer	Gary Mielke	treasurer@kcwg.org
Member-at-Large	Tim Locke	memberatlarge@kcwg.org
Director of Assets.....	Chuck Saunders.....	assets@kcwg.org
Communications - Questions, comments & suggestions.....		teamcomms@kcwg.org
Director of Communications..	Ron Haw	communications@kcwg.org
Asst Dir of Communications .	Mark Crowley	communications@kcwg.org
Director of Events	Chris McCauley	events@kcwg.org
Library - Questions, comments & suggestions.....		teamlibrary@kcwg.org
Librarian.....	Don Steele	library@kcwg.org
Newsletter Editor	Ron Haw	newsletter@kcwg.org
Director of Membership.....	Jim Berard.....	membership@kcwg.org
Director of Programs.....	Matt Nowak.....	programs@kcwg.org
Director of Safety.....	Mike Jones	safety@kcwg.org
Director of Sponsorship	Duane Miller	sponsorship@kcwg.org
Director of Training	Norm Carpenter.....	training@kcwg.org
Asst Director of Training	Brent Murphy	assttraining@kcwg.org
Videos - Questions, comments & suggestions		teamvideo@kcwg.org
Website - Questions, comments & suggestions		teamweb@kcwg.org
Web Master	Mark Crowley	webmaster@kcwg.org

ESSENTIAL LINKS & SERVICES

Kansas City Woodworkers Guild Website	https://kcwg.org
Guild Training and Available Classes	http://kcwg.org/classes/
Members Only Section (Password Rqd).....	http://kcwg.org/member-only-area/
Guild Photo Bank and Upload Center	https://member.kcwg.org/photo-submission/
Place a Classified Ad.....	classifieds@kcwg.org
GUILD Online Auction Page.....	https://member.kcwg.org/auctions/
KCWG Facebook Page.....	https://www.facebook.com/kcwg
KCWG Videos	https://kcwg.org/videos

VISIT
THE KANSAS CITY
WOODWORKERS GUILD
ONLINE AT
www.kcwg.org

