

WOOD WORDS

FEATURED ARTICLES

| | |
|--|-----------|
| President's Messages | 1 and 2 |
| Safety News | 2 |
| Communications Report | 3 and 4 |
| Upcoming Wood Sale | 6 |
| February Virtual Meeting Program Report .. | 7 |
| Sponsorship Report | 8 |
| Sponsor's Directory | 9 thru 12 |
| Hobb"servations" | 13-14 |
| From the Shop | 14 |
| Introducing Two New Shop Foreman..... | 16 |
| Membership Monopoly | 17 |
| Nominating Committee | 19 |
| Treasurer's Report | 19 |
| Odies Finishing Oil Review..... | 21 |



Kansas City Woodworkers' Guild

PUBLISHED BY THE KANSAS CITY WOODWORKERS GUILD * 3189 MERCIER ST * KANSAS CITY * MO * 64111

PRESIDENT'S NOTES ONE MONTH DOWN

Many members and a few non-members watched the January membership meeting where the newly purchased equipment functioned as expected. Chris McCauley is still learning the system and says it can do so much more than what was previously available.

If you have any Show and Tell items, please send them to kcwg.meetings@gmail.com and include your name, project name, features, species of wood, finish used, and the challenges encountered during your project. You may also upload your photos and fill out the project details at <https://member.kcwg.org/photo-submission/>

Big or small, we'll take them all!

Remember, to renew your membership by the end of February. Also, if you fail to renew by February 28 and you have shop privileges, you'll need to retake your safety certification. And who wants to do that?

I wrote this for the January newsletter and I'm repeating it here: The Guild shop remains open, serving up to 20 members plus the shop foreperson. Remember to keep your distance, wear a mask covering both your mouth and your nose (I've seen members wearing a mask covering just their mouth and not their nose. This is like

taking a knife to a gunfight, it's useless.), and use hand sanitizer after working with high-touch items such as machine paddle switches and on/off switches, vise handles, clamp handles, etc.

It is important to sign in at the log book when coming into the Guild not only to work in the shop, but also, when using the library or visiting a SIG meeting. It helps us in contact tracing. Just recently, we were able to inform members of potential COVID-19 exposure by an infected member using the logbook to determine the time frame and who was in the shop at the time.

If you don't feel well, don't

Continued on Page 2

Continued from page 1

come in. If you test positive to COVID-19 and been in the shop within 10 days of your first symptoms, please notify us. Your name will **not** be used in any way as we do the tracing. I don't want to see anyone get sick and possibly spread the virus to their family members who may be more susceptible.

Wash your hands often, don't touch your face, use the hand sanitizers, and wear a mask!

Check your emails and website for upcoming classes. There's a great finishing class coming in March and April. I should know, I teach it! (Yes, shameless self publicity.)

If you'd like to see a class or

a demonstration at the Guild, let us know and we'll work to make it happen.

That's it for this month, see you in the shop.

Sincerely,
Craig Arnold
President



It would appear we are getting a good dose of winter weather this week. We have certainly been spoiled with temps in the 50's since Christmas. These single digit temps we are encountering this week are serving to remind us that this is winter in Kansas City. Just wait....it will change again...I hope!

As we are shooting our safety videos, I am reminded of many things that are safety concerns in the shop. I have noticed in particular that the floors and machines seem to have a heavier-than-normal coating of sawdust on them. It is easy to overlook this condition, especially when you are running in to perform a quick cut or run material through the jointer and planer, but it is incumbent on all of us (not the Shop Foremen) to keep the shop clean. I am not a total clean freak, but I am concerned about the dust that is accumulating on the floors. I wrote of this not so long ago,

SAFETY NEWS



and maybe it has fallen on deaf ears or many just simply forget, but it only takes a few extra minutes to grab a broom or a shop vac and clean up after yourself. While you are at it, push that broom around the shop equipment to give that "...and then some..." touch of effort. My friend, George Toma, the famous groundskeeper for the Royals and the NFL, used to give a speech where he talked about doing the best job you can...and then some. Go that extra mile when doing something. I have always thought that was great advice

and have tried to follow it my entire life. The safety concern here is that if we do not stay on top of the dust accumulation on the floor, someone is going to slip and fall. On our tile floors, it doesn't take a lot of dust to make them extremely slippery. Add to that the snow we are tracking into the shop, that eventually melts and turns into a puddle of water, we are facing additional challenges that need to be cleaned up. Be aware. If you see a situation that you think might not be safe, correct it. If you don't, who will? Please don't be lured into the thought that it is the Shop Foreman's job to do this work. We are an "all-volunteer" organization, and we all bear an equal responsibility to clean OUR shop. Take ownership in it. You will be glad you did.

Mike Jones
Director of Safety



COMMUNICATIONS REPORT

Imagine my total and complete surprise when out of the blue I received an e-mail from a fresh new member. Not only was she offering to help



Christine Kessler

with the Guild library, but she was also offering to help with design, maintenance and improvements to the Kansas City Woodworkers' Guild's website. Let me introduce Christine Kessler, one of the guild's newest members and officially the newest member of TeamWeb. Christine, will be helping Mark Crowley with the next round of improvements to our website. Christine's background is in corporate marketing and web design and

we are looking forward to her new point of view and help in taking some of the load off of Mark Crowley, who has been seeking someone to help him out for the past several months. In conjunction with Christine coming on board, we are implementing a new email address that we are going to ask everyone to begin using for any improvement suggestions, design changes, buggy pages, etc. etc. The goal will be to make sure that everyone on the website team is included in any issues involving the guild's website. This new email address has been established and is place for your use today. The new email address is: teamweb@kcwg.org. Please use this email address for any future communication regarding the KCWG Website. But wait, there is more... Christine has also volunteered to help out guild librarian, Don Steele and his team with their continuing efforts to keep our chief reference resource organized, current and growing to meet the needs of

the guild membership. As they continually work to keep the unending, incoming stream of periodicals under control as well as the thousands of reference toms maintained for your use, additional help is badly needed and will be appreciated by every member of the library team. We are also implementing a new email address for you to use when making any inquiries of the guild library: teamlibrary@kcwg.org has been established for your use and please use this address for any inquiries that you make relating to the library.

Speaking of Don Steele, Don has decided that he doesn't have enough to do and recently committed to taking over maintenance of the guild's website calendar. Starting in April 2021, Don will be fully

Continued on Page 4

Continued from page 3

engaged in this newest task on his plate. It is our hope that the training calendars, the Rough to Ready calendars, Open Shop calendars that are all maintained by various guild directors be linked to the main guild calendar so that as those calendars are updated by the appropriate director or chairman that the guild calendar will automatically be updated. Don will then verify updates and then add any missing events and dates. This is all part of our Project Automate that has been ongoing for the past year or so, mainly headed up by Webmaster, Mark Crowley.

We have more to announce this month! Theresa Coyle, also a recent new member to the guild, has volunteered to help out the newly founded Video Team as we struggle to wrap our arms around a new video project. In an all out effort, we are working closely with Safety Director Mike Jones in his project to bring all of the familiar safety sheets on each machine, that we have had for years, up to date by creating a safety video for each of the machines in our shops. To date, we have created and posted videos for:

the Radial Saw, click here to view video: [KCWG Radial Arm Saw Safety - YouTube](#)

the 15" Wide Belt Sander, click here to view video: [KCWG ShopFox 15" Belt Sander Safety - YouTube](#)

the Powermatic Mortiser, click here to view video: [KCWG Mortiser Safety Video - YouTube](#)

the Jointer, click here to view video: [KCWG Jointer Safety Video You Tube](#)

the Band Saw, find a link at: [Safety Videos – Kansas City Woodworkers Guild \(kcwg.org\)](#). (Coming Very Soon)

Laura Provance, Kitzzy Dingly, Mike Jones and Rick Chandler have all been our on-camera personalities for these videos and Theresa has agreed to join us in serving as the guild

spokesperson for several upcoming videos. We look forward to her joining the team. William Mantia has been an amazing volunteer as cameraman, video editor and the musician responsible for the opening and closing themes of each video. It's hard to express my appreciation to each of the folks who have made a contribution to scripts, direction and creative management of these videos. For a group of essentially rank amateurs, these folks are doing an amazing job. As team video keeps growing and its area of opportunity continues to grow we will be looking for additional members to join the team. We will be and do need: A Video Team Leader, Video On-Camera People, Camera Operators, Teleprompter Operators, Directors, and Script Writers. I'm sure there are other areas that we will need help, we just don't know enough yet to know what those needs will be. If you've ever been interested in doing some video work, in front of or behind the camera, let me know what your interests are and we will work you onto the team. And you guessed it, we are establishing a teamvideo@kcwg.org email address for all of the video team members to keep them apprised of all that is happening on the team and request that you use this email address when requesting information offering suggestions to the video team.

We are still establishing the 2021 goals for the communications team. Those goals should include you in some respect so if you have any ideas where you think that KCWG Communications should be looking to get involved, please get in contact with me at ron.haw@live.com. We continue to field ideas and are looking forward to completing and starting new projects to make your Kansas City Woodworkers' Guild a better and more comprehensive place to grow your woodworking skills and hobby.

Ron Haw

*Director of Communications
& Newsletter Editor*



CHECK OUT TAYLOR TOOLWORKS FOR ALL OF YOUR FAVORITE BRANDS



TAYLOR TOOLWORKS GUILD PARTNERS PROGRAM

SKOWRONEK AUSTRALIAN WOOD COLLECTION SALE

For those of you who came and purchased wood on January 30th, you will know how unique and amazing this wood collection is. To give you all a background, the collection was amassed over a 25-year timeframe by an internationally known flautist, Felix Skowronek. While being a philharmonic and ensemble artist for his entire career, he also took up the hobby of making wooden flutes and has been attributed for having brought the wooden flute back into popularity here in the US. When he passed away in 2006, his collection fell into his daughter's hands. Andrea Skowronek is a well-known artist in her own right, having led several modern dance troupes around the country, including here in Kansas City. She is also an adjunct professor of dance at Kansas State University but resides here in Kansas City. She contacted the Guild to seek help in selling off her father's collection of Australian hardwoods. Because the hardwoods (roughly 60+ different species totaling over 4000 pounds) are in billets measuring 1.5 square by 8"-24" long, makes them perfect for turning or any other idea one might have to use it for. Myself, I saw tremendous value

in many pieces that can be easily machined to use for knife scales or tool handles. One must realize that this wood has been in indoor conditions for the last 50 years and is dry as it could possibly be. Mr. Skowronek would travel to Australia over a period of more than 20 years, find a forester, locate the desired species he wanted, have the tree felled, milled and processed then shipped here to the US. His collection is massive and there is still easily over 3000 pounds of wood still available for purchase. We have had several folks from the IWCS contact us wanting to obtain some of this wood for their collections. There are close to 40 different species of Eucalyptus and well over 20 different species of Acacia in the collection. Mr. Skowronek was also quite fond of Mountain Mahogany gathered mostly in Oregon. This Mountain Mahogany is not really a mahogany species but is a relative of the rose family. Most importantly, this wood has a strong color resemblance to cherry and is a bit harder than cherry. It is a beautiful wood when turned, sanded and polished. One doesn't often see Mountain Mahogany being sold commercially since it grows

above 4000 feet and is not an easy tree to turn into lumber since it grows much like a bush and doesn't grow large enough to produce dimension lumber. It's also tough to get it down from those elevations in Oregon. I have read that Oregonians like to use it for smoking meat, much like we do with cherry, hickory and applewood.

If you missed the sale on January 30th, don't worry. The Kansas City Woodturner's Club is going to hold a sale at the shop on February 27th and they intend to invite all the wood turning clubs in a 4-state region to come and take advantage of an exceedingly rare opportunity to get their hands on some truly exotic species. **We will close the shop to normal shop activity on that Saturday to accommodate this sale. Open shop will resume at 2:00 that day**, so make it in if you can. You will never find this type of wood for the price we will be selling it at. Don't miss out on this incredible opportunity.



Mike Jones
Director of Safety

DO YOU HAVE a Committee Meeting, SIG Team Meeting, Training Meeting or other meeting that you need to schedule and are uncomfortable about COVID restrictions. **HOLD YOUR MEETING ONLINE!** All that you need to do to set up your meeting is send a message to: teamcomms@kcwg.org with the email addresses of the people you want to invite, the date and time of your meeting and we will set the meeting up for you. **THAT'S ALL THAT THERE IS TO IT!**

FEBRUARY MEMBERSHIP MEETING PROGRAM

If you have a lot of woodworking equipment and supplies, there is a chance that you or your family will want to use this service someday. Mike Cobb call himself the Wood Butcher or he at least sends out messages labeled as Wood Butcher Tool sales. I only point that out because when I googled Wood Butcher recently, I found plenty from all over the country of people calling themselves Wood Butchers.

Here's the deal. Inevitably Grandpa dies and leaves a big shop full of woodworking equipment, tools, and supplies that the family now has to deal with. Sometimes that's okay because another family member or friend can take a lot of the stuff, but I suspect that most of the time, the widow or kids are stuck with stuff for which they don't even know the value, but they don't want to just throw it away if it does have some value. Yet, they also might not have the time to sort through it all, stage, appraise,

photograph, and tag everything let alone have any desire to market it over a long period of time.

Mike started doing this service in Saint Louis in 2000 and then moved to KC and kept it up since 2005. He says that after he has done all that work, and I'm sure it is often a lengthy project, a typical sale takes about 4 hours and the last hour is half price for anything left over.

I've attended a few of his sales and bought a few things I needed and probably some things that just had a price I couldn't turn down. In my opinion, the good tools will still return a good value to the owner yet are still a good price for the buyer. It's not a yard sale after all. That makes it a really good deal for the family because Mike does all the work and they still get some value compared to holding a garage sale and bickering with people over price. To me, the

really good price deals have been the supplies like batches of veneer or sandpaper.

I have to point out that Mike provides the best photos on line, especially compared to a few other on-line auction sites that I follow. Having used the word "auction" I need to point out that his sales are not auctions. Until that last hour, the price is the price. He doesn't have time to bicker with you over a price during the sale.

He presently sends out sale info to 750 tool buyers in the region. I think that Mike provides a huge service to the woodworking community and I'm sure that you'll be interested in his presentation this month or maybe the spouse or kids will be especially interested. Stay safe!

Matthew Nowak
Director of Programs



ATTEND THE VIRTUAL FEBRUARY GENERAL MEMBERSHIP MEETING

Wednesday, FEBRUARY 17, 2021 at 7:00pm

<https://www.youtube.com/watch?v=ovMw3QroxrE>

SPONSORSHIP KEEPING OUR WHEELS TURNING

The COVID virus created havoc during 2020 and continues today. The pandemic has affected both individuals and businesses. When you are considering purchase of equipment and/or supplies for your projects, please remember our sponsors.

We would like to thank the following 2021 Sponsorship renewals:

L&K Hardwood – Mahogany Level
Taylor Toolworks – Mahogany Level
Lie-Nielsen Toolworks - Cherry Level
Walrus Oil – Cherry Level
Bloomer Hardwoods – Pine Level
Stone’s Sticks – Pine Level
Tom the Sawyer – Pine Level

Please remember that Sponsorship renewals are due by the end of February. If you have questions regarding renewal, please contact me at: sponsorship@kcwg.org

In addition to our listed Sponsors, we also receive donations from individuals and from some businesses that provide Guild members with discounts on purchases by individuals but are not registered as Sponsors. These contributors are appreciated, and I will try to mention herein. Please contact me regarding errors or omissions from the following list of contributors:

Amazon Smile (Kansas City Woodworkers Guild)

Frank Paxton Lumber
Katsura Cutlery
Lee Valley
Liberty Hardwoods
Metro Hardwoods
Phillips Safety Products
Schutte Lumber
Superior Grinding
Woodcraft

Duane Miller
*Director of
Sponsorship*



PLEASE SUPPORT OUR KCWG SPONSORS

| COMPANY NAME | ADDRESS/WEBSITE/DESCRIPTION | KCVG DISCOUNT AMOUNT |
|---|---|--|
|  | <p>L&K Hardwoods (Mahogany Sponsor) 3101 N Lentz Road • Independence, MO 816.249.4400 landkhardwoods@gmail.com • landkhardwoods.com</p> <p>Custom milling, kiln drying, hardwood lumber, live edge slabs, and custom furniture.</p> | <p>10% Show current membership card on order/payment</p> |
|  | <p>Lie-Nielsen Toolworks (Cherry Sponsor) Warren, ME 207.273.2520 lie-nielsen.com</p> <p>Hand tools, sharpening and tool care products, workbenches and education for woodworkers.</p> | <p>10% Show current membership card on order/payment</p> |
|  | <p>Precision Elements (Pine Sponsor) 820 Atlantic Street • N Kansas City, MO 816.846.0044 precisionelements.com</p> <p>Design, engineer, project management and assembly of commercial product display panels and booths</p> | <p>10% Show current membership card on order/payment</p> |
|  | <p>Stone's Sticks (Pine Sponsor) Burrton, KS 620.931.8679 stonessticks2019@gmail.com</p> <p>DIY hardwood craft supplies, lumber, trim, cooking wood and firewood.</p> | <p>10% Show current membership card on order/payment</p> |
|  | <p>Taylor Toolworks (Pine Sponsor) Columbia, MO 573.397.6432 taytools.com</p> <p>Specialty hand tools, supplies and fixture and jig hardware.</p> | <p>10% INPUT coupon code KCWG10 to receive discount</p> |
|  | <p>Tom the Sawyer 39535 W 111th Street • Eudora, KS 816.896.5170 tomthesawyer.net</p> <p>Portable sawmill service.</p> | <p>10% Identify KCWG membership on order</p> |






PLEASE SUPPORT OUR KCWG SPONSORS

| COMPANY NAME | ADDRESS/WEBSITE/DESCRIPTION | KCGW DISCOUNT AMOUNT |
|--|--|--|
|  | <p>Phillips Safety Company, Middlesex, NJ 888.245.6638 Three websites to serve KCWG members, each offering a 25% member discount (Use code KCWG25) rx-safety.com - Prescription safety glasses, reading and magnifying glasses, hearing protection myeyewear2go.com - Eyeglasses, sunglasses, prescription sunglasses, sports and specialty glasses phillips-safety.com - Laser safety glasses, welding and IR safety glasses, radiation protection, glassworking eyewear</p> | <p>25% INPUT coupon code KCWG25 to receive discount</p> |
| <p><i>Bloomer Hardwoods</i></p> |  <p>(Pine Sponsor) Phone: 816.330.3596 13585 45 Highway Platte City, MO 64079 Hours: MONDAY - FRIDAY 8:30AM - 4:30PM</p> | |
|  <p>Baird Brothers FINE HARDWOODS Our Family's Heritage Your Family's Home</p> | <p>Baird Brothers Fine Hardwoods (Cherry Sponsor) Canfield, OH 800.732.1697 bairdbrothers.com Hardwood lumber and plywood, custom millwork, mouldings, interior doors, stair parts and tools.</p> | <p>10% Identify KCWG membership on order</p> |
|  <p>BEAVER TIMBER</p> | <p>Beaver Lumber (Pine Sponsor) 3133 Merriam Lane • Kansas City, KS 816.316.0092 beaver-timber.com Antique barn wood, barb siding, antique barn beams, custom wood products such as mantels, siding, flooring and furniture.</p> | <p>10% Show current membership card on order/payment</p> |
|  <p>Cedar Creek Sawmill</p> | <p>Cedar Creek Sawmill (Pine Sponsor) 8986 Overhill Circle • DeSoto, KS 913.638.1173 fredjones@kc.rr.com Portable sawmill service.</p> | <p>10% Identify KCWG membership on order</p> |
|  <p>amazon smile You shop. Amazon gives.</p> | <p>Amazon Smile smile.amazon.com On-line power equipment, tools accessories, etc.</p> | <p>No Guild discounts. However, a percentage of all sales are given to the Guild</p> |

PLEASE SUPPORT OUR KCWG SPONSORS

| COMPANY NAME | ADDRESS/WEBSITE/DESCRIPTION | KCVG DISCOUNT AMOUNT |
|--|---|---|
|  | <p>The Urban Lumber Company 7200 E Hwy 40 • Kansas City, MO 816.888.7947 urbanlumberco.com</p> <p>Locally harvested wood. Custom milling, green and dried lumber, table bases and PVC stickers.</p> | <p>10% Show current membership card on order/payment</p> |
|  | <p>Walrus Oil Springfield, MO 816.848.8598</p> <p>Oil and wax finishes for cutting boards, furniture and leather and waterless skincare.</p> | <p>10% Identify KCWG membership on order Coupon Code: KCWG</p> |
|  | <p>Katsura Cutlery Houston, TX katsuracutlery.com</p> <p>Knives, knife blanks and knife making instructions.</p> | <p>10% 15 - 20% on some sales items Identify KCWG membership on order</p> |
|  | <p>Lee Valley Reno, NV 888.983.1865 Leevalley.com</p> <p>Hand tools, power tools, hardware and accessories.</p> | <p>15% educational Application form available at Guild</p> |
|  | <p>Liberty Hardwoods 3900 N Kentucky Avenue • Kansas City, MO 816.231.0852 libertyhardwoodsinc.com</p> <p>Hardwood lumber, plywood, trim, hardware and accessories.</p> | <p>10% Show current membership card on order/payment</p> |
|  <p>Gain the Paxton Advantage!</p> | <p>Frank Paxton Lumber Co. 6311 St John Avenue • Kansas City, MO 816.920.5251 paxtonwood.com</p> <p>Hardwood lumber and plywood, panels, molding, acrylic and decorative surfaces.</p> | <p>10% Show current membership card on order/payment</p> |

PLEASE SUPPORT OUR KCWG SPONSORS

| COMPANY NAME | ADDRESS/WEBSITE/DESCRIPTION | KCVG DISCOUNT AMOUNT |
|---|---|---|
|  | <p>Metro Hardwoods 243 S Noland Road • Independence, MO 816.373.1710 metrohardwoodsinc.com</p> <p>Hardwood lumber, plywood, finishes, saw blades and bits.</p> | <p>10% Show current membership card on order/payment</p> |
|  | <p>Schutte Lumber Company 3001 Southwest Blvd. • Kansas City, MO 816.753.6262 schuttelumber.com</p> <p>Timbers, cedar, siding and pattern profiles, specialty hardwoods, treated lumber, Festool power tools, decking, fasteners and hangars.</p> | <p>10% Show current membership card on order/payment</p> |
|  | <p>Superior Grinding 5315 Raytown Road • Raytown, MO 816.561.8665 superiorgrindingllc.webstarts.com</p> <p>Sharpening tools used by professionals and homeowners.</p> | <p>10% Show current membership card on order/payment</p> |
|  | <p>Woodcraft 8645 Bluejacket Road • Lenexa, KS 913.599.2800 woodcraft.com</p> <p>Power tools and accessories, hand tools, fasteners, hardware, wood, finishes, clamps, workbenches, personal safety equipment and education.</p> | <p>10% Show current membership card on order/payment</p> |
|  | <p>Legacy Woodworking Machinery, LLC Springville, UT 801.491.0010 lwmcnc.com</p> <p>CNC systems, software and accessories.</p> | |
|  | <p>Neal Ray's Photography 9 E Kansas Street • Liberty, MO 816.582.5968 nealraysphoto@gmail.com</p> <p>Photographic studio portraits.</p> | |

“HOBBS”ERVATIONS

Have you ever felt pulled between several activities, just knowing that you don't have enough space in the calendar, not enough energy, and realizing you can't do everything? "I'd like to exercise but I need to go to my daughter's softball tournament!" Or: "I wish I could golf this weekend but I need to fix that toilet that has been leaking since last fall!" I'd like to get some shop time but I want to volunteer at my church too!" Or: "I'd like to help out at the Guild but This is Us is on that night!" Well I say these things all the time (not the This is Us comment....).

Well my last three woodworking projects of 2020 are in the books, and although none of them were super creative or even complicated, I was able to combine a couple of things I like to do, and help some others in the process.

Project #1 was a changing table for a family that I know through church. He reached out to me to see if the Guild would be willing to build a changing table for his son, who is a growing pre-teen who suffers from multiple sclerosis, is limited to a wheelchair, and is non-



verbal. I instantly said yes, with thoughts that I would share the

project with my son. My motives were good, but during the process I selfishly became a little bitter about how it took up my time. However when the youngster signed "thank you" to me and the parents cried in their gratitude, I was very humbled and I knew that it was worth it (see attached picture).

Project #2 was something that I committed to several months ago, and although everyone had been very nice and patient, it was time to get to it. This project consisted of three hanging walls of slats, with cut-outs in the shape of a cross. The slats are meant to hold folded sheets of paper that contain prayer requests. The "Prayer Walls" are hung in specific rooms at the different campuses of Legacy Christian Church, dedicated to



prayer. And if someone is in the prayer room, they can then pray for the requests. As a member at Legacy I was honored to be asked to help the ministry. The walls were ash slats on an mdf backing that was finished to look something like mahogany.

Project #3 was a tabernacle for the new Adoration Chapel at the Church of the Ascension



in my neighborhood. We are also parishioners at Ascension so again it was a privilege to be involved in the project. While this does not look super complicated (some think it reminds them of a



dollhouse or even a doghouse!), it is quite large and involved some



complicated angles. The walnut will be wrapped in brass and will

Continued on Page 14

Continued from page 13



receive bronze doors by a master

craftsman in the area, and the end result will be spectacular.

In the end, I was able to find some time to help out churches, ministries, and families, but combining woodworking with my faith and a willingness to help others. I hope this inspires some of you to combine something we love (woodworking), with helping

out the people we love. I know many of you live lives of service and it would be good to hear what you all are up to. Stay warm these next few weeks, and happy woodworking!

Cal

Cal Hobbs
Vice President
Kansas City
Woodworkers' Guild



FROM THE SHOP

The Guild is a hobby shop for use by the membership. We are not a commercial job shop for members to run their business operation from. If only the world was so black and white. Que the gray. Does this mean that if I make a lamp (I pick a lamp because I don't know of anyone making any lamps at this time), and someone wants to buy it from me do I have to refuse to sell (no). If they see my lamp and ask me to make them one that they will buy is that allowed (yes). If I find that I like making lamps and exploring the different designs within a theme, and I put these lamps on Etsy, is that allowed (maybe). If I find that my lamps are quite popular and my Etsy store is filling my inbox with orders, I start looking for wholesale lumber quotes, bulk shipping agents and maybe jobbing out some of the tasks, is that allowed (no). The Guild shop is for you the member to learn, develop, refine and explore your woodworking skills. When you started woodworking who knew where your new interest would take you? We didn't either. You may find that you make a lamp because your bedside table is dark. Maybe

you make another one growing from what the first one taught you and now you have a lamp that is stable enough to turn on and off with one hand. And that's the last lamp you ever make and next you try making spoons. But the combination of woodworking and lamps have ignited a passion you never knew you had. The Guild is there to support you as you proceed on this adventure. Think of the Guild as an incubator for your possible business. You have a shop well equipped to improve and perfect your production process. You have a large pool of experienced woodworkers more than willing to share their opinions and suggestions on how to improve your process (it's up to you to decide which suggestions to adopt).

So, how far can you go? That's what makes it a gray area. The more you sell, the more you need to be thinking of moving out and getting your own place. If you're having deliveries made to the shop or UPS is picking up your shipments at the Guild, it's past time. By the time you are presenting yourself as a

business, it's time to be a business and learn the meaning of "the cost of doing business". But you are just testing the water right now, seeing if you want to make a go of being a professional lamp maker. One here, one there, you are still a hobby effort and who knows what tomorrow will bring. You are in the shop fairly regularly and everyone knows you at the shop. Everyone knows you make lamps. Still not enough to quit your 2nd job but it's looking more promising. Remember that you're benefiting from your Guild membership far more than just a hobbyist. You should be sharing with your friend (the Guild), upgrade your membership, make a donation to the Guild and take a little of the load off of the Guild's operating expenses.

We want everyone to enjoy and grow their woodworking skills and for some that turns from avocation to vocation, If it does please remember your silent partner.

Chuck Saunders
Director of Assets





Choose from a wide range of prescription safety glasses & other safety products!

CHECK US OUT AT WWW.RX-SAFETY.COM



Phillips Safety Products, Inc.

Specialized industrial safety & medical products

- Laser Safety
- Radiation Protection
- Welding and IR Safety
- Hot Glassworking Eyewear

VIEW OUR WEBSITE AT WWW.PHILLIPS-SAFETY.COM



Prescription eyeglasses as low as **\$26.00!**

FOR MORE INFORMATION VISIT US AT WWW.MYEYEWEAR2GO.COM

Use Coupon Code:

**KCWG25
FOR 25% OFF!**

Across all three websites!

THERE'S A NEW SHERIFF IN TOWN, ACTUALLY 2

Allow me to introduce our two newest foremen. Kolton Stimpert will be expanding Open Shop hours with a new timeslot on the 4th Mondays from 6-9pm following Ron Haw. Our other new Foreman Kenan Orhan will be holding Open Shop on 3rd Fridays from 6-9pm following Mike McCauley. Join me in welcoming them to their new positions. Remember, they, like all the Foremen are volunteers, and if they aren't here, there isn't Open Shop.



**Kolton Stimpert,
KCWG Foreman**



**Kenan Orhan,
KCWG Foreman**

Thanks, Chuck Saunders



Rough to Ready

A Basic Hands-on Introduction to Woodworking

This class instructs you in the basic techniques and provides the hands-on experience of using table saws, router table, jointer, planer, bandsaw, wide belt sander, miter saw, some good ol' sandpaper as well as various squares and measuring tools. It serves as the only alternative method to satisfy the KCWG'S safety requirements and earn the required Safety Certification necessary to work in the Guild's shops.

This is the perfect one-on-one or one-on-two class for beginners, novices, even as a refresher for experienced woodworkers to build a 9in x 5in x 3 1/2in lidded box with an experienced instructor. Beginning with rough cut lumber your class will progress step by step to create a lidded box, glued up and ready to take home and apply finish after only minor sanding.

All that's required to take the Rough to Ready class is a paid up Sawdust Maker, Woodworker Plus or Benefactor Membership, a completed and passed Online Safety Test (90% passing grade) and your paid tuition for the class. Sign up is simple, just follow this link: <https://www.signupgenius.com/go/20f0b4ca4ac2ea4fb6-rough>.

We currently have Rough to Ready class openings on a first-come-first-served basis at the following link: <https://www.signupgenius.com/go/20f0b4ca4ac2ea4fb6-rough> Classes fill up fast and you won't want to miss out.



ARE YOU SURE THAT YOU WANNA PLAY MEMBERSHIP MONOPOLY?

Famous Phrase: There are no mistakes in woodworking until you run out of wood.

Corollary: There are no mistakes in Membership Renewals until after February 28, 2021.

Renewing Members with Green Cards ... you've earned it ... don't take a **Chance** and end up with a White Badge.

Renewals are open until 2/28/21. Your Membership supports the finest equipped shop, best training classes, most open shop time, and most talented woodworkers in the area. Choice is Yours ... Don't get caught on VACUUM EXIT & Go to Woodworking Jail ... Pass GO & Collect your 2021 Membership ... Remember: It's always free parking at **YOUR** Guild!



MEMBERSHIP RENEWAL DEADLINE IS FEBRUARY 28



Jim Berard
Director of Membership

PLEASE WELCOME THESE 32 NEW MEMBERS WHO JOINED THE GUILD IN THE PAST MONTH

| <u>FIRST NAME</u> | <u>LAST NAME</u> | <u>HOMETOWN</u> | <u>STATE</u> | <u>MEMBERSHIP</u> | <u>JOINED</u> |
|-------------------|------------------|-----------------|--------------|-------------------|---------------|
| Claudia | Alcantara | Kansas City | MO | WW+ | 01/7/2021 |
| Kaleb | Rodenhausen | Lee's Summit | MO | WW+ | 01/7/2021 |
| Steven | Prado | Kansas City | MO | Sawdust | 01/8/2021 |
| Bear (Joe) | Robertson | Gladstone | MO | Sawdust | 01/8/2021 |
| Ian | Wolstenholme | Kansas City | MO | Sawdust | 01/8/2021 |
| Lisa | Finley | Lawrence | KS | WW+ | 01/9/2021 |
| Mason | Finley | Overland Park | KS | WW+ | 01/9/2021 |
| David | Leetch | Kansas City | MO | Sawdust | 01/9/2021 |
| Gregory | Loewen | Olathe | MO | WW+ | 01/9/2021 |
| Mike | Johnson | Kansas City | MO | Regular | 01/10/2021 |
| Rick | Baker | Kansas City | MO | WW+ | 01/11/2021 |
| Michael | Keller | Overland Park | KS | Sawdust | 01/12/2021 |
| Nancy | Neilan | Kansas City | MO | WW+ | 01/15/2021 |
| Billy | Angus | Raytown | MO | WW+ | 01/16/2021 |
| Joseph | Stoll | Independence | MO | WW+ | 01/16/2021 |
| Ronald | Roedel | Blue Springs | MO | WW+ | 01/17/2021 |
| Joshua | Golden | Grandview | MO | Sawdust | 01/18/2021 |
| John | Hamilton | Kansas City | MO | Sawdust | 01/19/2021 |
| Peter | Schenk | Kansas City | MO | Sawdust | 01/19/2021 |
| Ann | Lehane | Kansas City | MO | Sawdust | 01/20/2021 |
| Karl | Person | Olathe | KS | Senior | 01/20/2021 |
| Kevin | Walker | Shawnee | KS | Sawdust | 01/20/2021 |
| Donald | Schepis | Tonganoxie | KS | WW+ | 01/21/2021 |
| Frank | Sickel | Gladstone | MO | Sawdust | 01/28/2021 |
| Elliott | Curran | Kansas City | MO | WW+ | 01/29/2021 |
| Trent | Deadmon | Raytown | MO | Benefactor | 01/30/2021 |
| Ken | Flaspohler | Overland Park | KS | WW+ | 01/31/2021 |
| Kris | Mattern | Kansas City | MO | Regular | 02/2/2021 |
| Ann | Mellina | Overland Park | KS | Sawdust | 02/2/2021 |
| Gayle | Nelson | Sioux Falls | SD | Senior | 02/3/2021 |
| Adrienne | Anderson | Kansas City | MO | Sawdust | 02/4/2021 |
| Christine | Kessler | Olathe | KS | Sawdust | 02/4/2021 |

(February 2021) Current Membership: **915**

2021 GUILD ELECTIONS

Tim Locke, Kansas City Woodworkers' Guild Member-at-Large requests volunteers for a nomination committee for Guild Board and Guild Director Positions and new nominees.

As specified in the KCWG Constitution and By-Laws, Guild Director elections for odd years are as follows:

- “d. These Directors shall be elected by the membership at the annual April meeting and will take office at the May Leadership Committee meeting.
- e. The term of office is two (2) years. All Directors may be elected for a second term with a maximum of two consecutive terms holding the same office, unless a quorum vote is taken by the membership to allow a Director to continue in their position.
- f. To ensure continuity of the Guild leadership, no more than 50% of the Director positions will be replaced in the same year. The Assets, Events,

Programs, and Sponsorship Directors will be replaced in odd years”

The Guild also has an opening in the next election for two Board positions. After election to the Guild Board the new members of the Board are typically nominated to Guild officer positions of Sectary and Treasurer.

The Nominating Committee will be requested to nominate members to the above open positions.

The Nominating committee preformed an excellent job of selecting nominees in past elections.

If interested in serving on the nominating Committee please contact Tim Locke, Member at Large; MemberAtLarge@kcwg.org or tlocke@lockeami.com; or contact Tim on his cell: 816 392 9889



Tim Locke
Member-at-Large

FINANCIAL UPDATE

Renewals and new member enrollments are going well, and we are off to a good start in 2021.

Membership renewal will end February 28th. 2020 members that do not renew by the end of this month will be dropped from the membership roster and will be treated as new member when they join. That means taking the safety test and safety orientation before using shop equipment. The board with member name badges will be reorganized early in March based on membership as of February 28th. Your membership badge may move to a new location once the reorganization is complete.

The yearend financial report is available on the website as well as monthly statements of operation. Please review the reports and contact me if you have questions or comments.

The Guild's current lease ends May 31, 2021. The lease committee has spent several months negotiating a new lease and

looking at alternative locations. We wanted to research going rates for available spaces. After looking at about ten alternative locations and several lease proposals the decision was made to stay in our current location. The new lease will contain a substantial rate increase, but it is at the lower end of what we found on the market for comparable space.

We have the funds to manage the rent increase and do not anticipate a need to increase membership dues.



Gary Mielke
Treasurer

Bloomer



Hardwoods

Offered Services

- Log Milling
- Custom Drying 20,000 bf
- Planing
- Straight lining
- Glued Panels
- Wide Belt Sanding
- Profile Replication
- Custom Moulding
- Template matching of existing pattern

Products Available at Bloomer Hardwoods

- Ash 4/4 & 8/4
- Cedar Aromatic
- 4/4, 8/4, & 12/4
- Cherry 4/4, 8/4 & 12/4
- Maple 4/4
- Pecan 4/4 & 8/4
- Red Oak 4/4 & 8/4
- Walnut 4/4 & 8/4
- White Oak 4/4
- Plywood for Cabinets
- And many other Local Hardwoods

Phone: 816.330.3596

13585 45 Highway, Platte City, MO 64079

Hours: MONDAY - FRIDAY 8:30AM - 4:30PM

PRODUCT REVIEW ODIE'S OIL WOOD FINISH

I have recently started using Odie's Oil as a finish on several projects that I have built. After watching the owner of Odie's on YouTube, I was taken with how easy it is to apply. Additionally, I was also intrigued with the fact that it is a food-safe finish. A real bonus is that it smells really good too! My first use was on knife scales. It goes on easy, can be applied with your bare hands and polishes out quite nicely. My most recent project was using it on a couple of decorative planter boxes that I constructed out of Plyboo™ (bamboo plywood) for a local architect friend of



mine.

According to Odie's Oil, the product is non-toxic, food safe (which means it can come in contact with food and have no adverse effects to

the food) and it is so easy to apply. They have several products they offer that are penetrating oil products. Most of us sand up to 220 grit prior to finishing and Odie's suggests using a grey or white Scotch-Brite pad to apply their product. The grey pads are equivalent to a 220 grit sandpaper and the white pads are really not abrasive. Both work quite well in applying their penetrating oil products. Odie's has done a remarkable job posting highly informative videos about the use of their products on Instagram and YouTube. I learned about Odie's on Instagram due to following several folks who make cutting boards commercially. Another endearing quality of Odie's Oil is that all of their ingredients are non-toxic, solvent free and safe to use indoors without ventilation. On those occasions where I have been applying Odie's Oil to a project in my shop, I come in from the shop and my wife comments on how good it smells. I would have to agree... This stuff smells fantastic! More importantly, having used virtually every penetrating oil finish you can name, I have found Odie's Oil to be one of the best, if not THE best oil finish I have ever used. I have been a devout fan of Watco Danish Oil for as long as I can remember, but having used Odie's Oil, I am a total convert. All I can say to those reading this review is to give it a try. You will not be sorry. Use Odie's Oil according to how they recommend using it, and you will be convinced. This is a product whose time has come. No VOC's, no toxicity, food safe and no special precautions for application. This is the best of all possible worlds. If you try it and don't like it, let me know and I will buy what you have left over. No questions asked. This is now my automatic "go-to" penetrating oil finish.




Mike Jones
Director of Safety

FEBRUARY MACHINE SAFETY REVIEW

Router Table

A router mounted in a table is used to create decorative edges and surfaces on a workpiece and to cut rabbets and dadoes.



Safety Rules

1. *Read and observe the router safety rules, above.*
2. Adjust the fence halves so that the cutter opening is slightly wider than is required to clear the bit, then lock the fence into position.
3. Maintain proper adjustments for in-feed and out-feed fences.
4. Clamp a block of wood to the fence over the top of the bit to help protect your hands from the rotating bit.
5. Take time to examine your workpiece and make sure that all necessary precautions have been taken before cutting.
6. Feed the workpiece against the direction of cutting blade rotation. Otherwise, the cutter blade can grab and pull the workpiece.
7. Never feed the stock between the fence and the bit.
8. Stop the tool and unplug it from the power source before clearing a clogged exhaust port. After the bit has stopped, unclog the exhaust port with a stick.
9. Shaping narrow or small workpieces can be hazardous. Use a push block as needed to keep your hands protected from the revolving bit, and use feather boards to keep narrow pieces against the fence and the table. Use a clamping device to hold small workpieces.
10. Never reach under the table while the tool is running.

FEBRUARY 2021 OPEN SHOP SCHEDULE

| day | February | Date | 9am | 10 | 11 | 12 | 1 | 2 | 3 | 4 | 5 | 6 | 7 | 8 | 9pm | |
|-----------|----------|------|--|----------------|----|--------------|----------------|----------------|------------------------------------|----------------|----------------|---------------------------------|------------------------------|------------|-----|--|
| Monday | February | 1 | | | | | | Ron Haw | | | | | Gary Strohm | | | |
| Tuesday | February | 2 | Gary Creek | | | Craig Arnold | | | | | | | | Kara Paris | | |
| Wednesday | February | 3 | Roger Bartlett | | | | Roland Mohler | | Scott Engelmann 3:30 | | | LC Meeting | | | | |
| Thursday | February | 4 | Gary Mielke | | | | | | | | | Training | | | | |
| Friday | February | 5 | | | | | | | David Bleier | | | | | | | |
| Saturday | February | 6 | Mike Jones | | | | | | | George Rexroad | | | | | | |
| Sunday | February | 7 | | Chuck Saunders | | | | | Chris McCauley Powertool SIG | | | | | | | |
| Monday | February | 8 | John Johnson | | | | Ron Haw | | | | | Woodturners General Meeting | | | | |
| Tuesday | February | 9 | Matt Nowak | | | Ron Lomax | | | Craig Arnold | | | Mike Falkner Safety Comm Mtg | | | | |
| Wednesday | February | 10 | Bob Caldwell | | | | Roland Mohler | | Scott Engelmann 3:30 | | | Scrollsaw SIG | | | | |
| Thursday | February | 11 | Gary Mielke | | | | | | | | | Training | | | | |
| Friday | February | 12 | | | | | | Ed Stewart | | | | Barb Hinton | | | | |
| Saturday | February | 13 | Dave Kraatz | | | | Norm Carpenter | | | | | | | | | |
| Sunday | February | 14 | | Rob Young | | | | | | Mark Waugh | | | | | | |
| Monday | February | 15 | Jerry Thompson | | | | | Ron Haw | | | | Gary Strohm | | | | |
| Tuesday | February | 16 | Gary Creek | | | Craig Arnold | | | | | | | | | | |
| Wednesday | February | 17 | Roger Bartlett | | | | | | | | | General Meeting | | | | |
| Thursday | February | 18 | Gary Mielke | | | | | | | | | Training | | | | |
| Friday | February | 19 | | | | | | Mike McCauley | | | | Marselle Bredemeyer | | | | |
| Saturday | February | 20 | Dave Kraatz | | | | | George Rexroad | | | | | SHOP CLOSED FOR SAFETY VIDEO | | | |
| Sunday | February | 21 | | Chuck Saunders | | | | | | Chris McCauley | | | | | | |
| Monday | February | 22 | | | | | | Ron Haw | | | | Kolton Stimpert | | | | |
| Tuesday | February | 23 | Matt Nowak | | | Ron Lomax | | | Craig Arnold | | | Mike Falkner Carving SIG | | | | |
| Wednesday | February | 24 | Bob Caldwell | | | | Roland Mohler | | Scott Engelmann 3:30 | | | Kevin Thomas CNC SIG | | | | |
| Thursday | February | 25 | Gary Mielke | | | | | | | | | Training | | | | |
| Friday | February | 26 | | | | | | Ed Stewart | | | | Rick Chandler | | | | |
| Saturday | February | 27 | Kansas City Woodturners Club Skowronek Australian Wood Collection Sale NO OPEN SHOP UNTIL 2:00PM | | | | | | Ron Haw | | David Bleier | | | | | |
| Sunday | February | 28 | | Rob Young | | | | | Handtool SIG Safety Orientation | | Wayne Peterson | | | | | |

TEMPORATIVE

MARCH 2021 OPEN SHOP SCHEDULE

| Day | March | Date | 9am | 10 | 11 | 12 | 1 | 2 | 3 | 4 | 5 | 6 | 7 | 8 | 9pm |
|-----------|-------|------|----------------|----------------|----|---------------|----------------|------------------------------------|---------------------------------|----------------|----------------|---------------------------------|------------|---|-----|
| Monday | March | 1 | | | | | | Ron Haw | | | | Gary Strohm | | | |
| Tuesday | March | 2 | Gary Creek | | | Craig Arnold | | | | | | | Kara Paris | | |
| Wednesday | March | 3 | Roger Bartlett | | | | Roland Mohler | | Scott Engelmann 3:30 | | | LC Meeting | | | |
| Thursday | March | 4 | Gary Mielke | | | | | | | | | Training | | | |
| Friday | March | 5 | | | | | | David Bleier | | | | | | | |
| Saturday | March | 6 | Mike Jones | | | | | | Basic Skills Class | | George Rexroad | | | | |
| Sunday | March | 7 | | Chuck Saunders | | | | | Chris McCauley Powertool SIG | | | | | | |
| Monday | March | 8 | John Johnson | | | | Ron Haw | | | | | Woodturners General Meeting | | | |
| Tuesday | March | 9 | Matt Nowak | | | Ron Lomax | | | Craig Arnold | | | Mike Falkner Safety Comm Mtg | | | |
| Wednesday | March | 10 | Bob Caldwell | | | | Roland Mohler | | Scott Engelmann 3:30 | | | Scrollsaw SIG | | | |
| Thursday | March | 11 | Gary Mielke | | | | | | | | | Training | | | |
| Friday | March | 12 | | | | | | Ed Stewart | | | | Barb Hinton | | | |
| Saturday | March | 13 | Dave Kraatz | | | | Norm Carpenter | | | | | | | | |
| Sunday | March | 14 | | Rob Young | | | | | | Mark Waugh | | | | | |
| Monday | March | 15 | Jerry Thompson | | | | | Ron Haw | | | | Gary Strohm | | | |
| Tuesday | March | 16 | Gary Creek | | | Craig Arnold | | | | | | | | | |
| Wednesday | March | 17 | Roger Bartlett | | | | | | | | | General Meeting | | | |
| Thursday | March | 18 | Gary Mielke | | | | | | | | | Training | | | |
| Friday | March | 19 | | | | | | Mike McCauley | | | | Marselle Bredemeyer | | | |
| Saturday | March | 20 | Dave Kraatz | | | | | George Rexroad | | | | | | | |
| Sunday | March | 21 | | Chuck Saunders | | | | | | Chris McCauley | | | | | |
| Monday | March | 22 | | | | | | Ron Haw | | | | Kolton Stimpert | | | |
| Tuesday | March | 23 | Matt Nowak | | | Ron Lomax | | | Craig Arnold | | | Mike Falkner Carving SIG | | | |
| Wednesday | March | 24 | Bob Caldwell | | | Roland Mohler | | | Scott Engelmann 3:30 | | | Kevin Thomas CNC SIG | | | |
| Thursday | March | 25 | Gary Mielke | | | | | | | | | Training | | | |
| Friday | March | 26 | | | | | | Ed Stewart | | | | Rick Chandler | | | |
| Saturday | March | 27 | Dave Kraatz | | | | Ron Haw | | | David Bleier | | | | | |
| Sunday | March | 28 | | Rob Young | | | | Handtool SIG Safety Orientation | | Wayne Peterson | | | | | |
| Monday | March | 29 | | | | | | Ron Haw | | | | | | | |
| Tuesday | March | 30 | Gary Creek | | | Craig Arnold | | | | | | Rick Chandler | | | |
| Wednesday | March | 31 | Roger Bartlett | | | | Roland Mohler | | Scott Engelmann 3:30 | | | | | | |

GUILD ACTIVITIES AT THE SHOP:

Classes have resumed on a limited basis & open shop sessions resumed on June 1, with modified rules. Always check the guild website before leaving home to be sure that a scheduled event is actually taking place.

There will also be times when the shop will be closed to open shop periods due to a special meeting, class or event. These closures will be clearly noted on the monthly open shop schedule and are typically highlighted by a color other than the green background that normally indicates an open shop period.

BOARD, LEADERSHIP COMMITTEE & GENERAL COMMITTEE DIRECTORY

| | | |
|---|----------------------|--|
| President..... | Craig Arnold | president@kcwg.org |
| Vice-President | Cal Hobbs | vicepresident@kcwg.org |
| Secretary | Mike McCauley | secretary@kcwg.org |
| Treasurer | Gary Mielke | treasurer@kcwg.org |
| Member-at-Large | Tim Locke | memberatlarge@kcwg.org |
| Director of Assets..... | Chuck Saunders..... | assets@kcwg.org |
| Communications - Questions, comments & suggestions..... | | teamcomms@kcwg.org |
| Director of Communications.. | Ron Haw | communications@kcwg.org |
| Asst Dir of Communications . | Mark Crowley | communications@kcwg.org |
| Director of Events | Chris McCauley | events@kcwg.org |
| Library - Questions, comments & suggestions..... | | teamlibrary@kcwg.org |
| Librarian..... | Don Steele | library@kcwg.org |
| Newsletter Editor | Ron Haw | newsletter@kcwg.org |
| Director of Membership..... | Jim Berard..... | membership@kcwg.org |
| Director of Programs..... | Matt Nowak..... | programs@kcwg.org |
| Director of Safety..... | Mike Jones | safety@kcwg.org |
| Director of Sponsorship | Duane Miller | sponsorship@kcwg.org |
| Director of Training | Norm Carpenter..... | training@kcwg.org |
| Asst Director of Training | Brent Murphy | assttraining@kcwg.org |
| Videos - Questions, comments & suggestions | | teamvideo@kcwg.org |
| Website - Questions, comments & suggestions | | teamweb@kcwg.org |
| Web Master | Mark Crowley | webmaster@kcwg.org |

ESSENTIAL LINKS & SERVICES

| | |
|---|---|
| Kansas City Woodworkers Guild Website | https://kcwg.org |
| Guild Training and Available Classes | http://kcwg.org/classes/ |
| Members Only Section (Password Rqd)..... | http://kcwg.org/member-only-area/ |
| Guild Photo Bank and Upload Center | https://member.kcwg.org/photo-submission/ |
| Place a Classified Ad..... | classifieds@kcwg.org |
| GUILD Online Auction Page..... | https://member.kcwg.org/auctions/ |
| KCWG Facebook Page..... | https://www.facebook.com/kcwg |
| KCWG Videos | https://kcwg.org/videos |

VISIT THE
KANSAS CITY WOODWORKERS GUILD
ONLINE AT
www.kcwg.org

