

# WOOD WORDS

## "HOBBS"ERVATIONS - PRESIDENT'S THOUGHTS AND COMMENTS

PUBLISHED BY THE KANSAS CITY  
WOODWORKERS GUILD

1717 WASHINGTON ST \* KANSAS CITY \* MO \* 64108

EDITOR: STEPHAN VANDENBROUCKE

## IN THIS ISSUE...

**Note:** You may go directly to any article in the newsletter by simply clicking on the article name below, in the Table of Contents:

**N**ot sure how many of you have heard, but there's a lot of bad stuff going around: cold, flus, etc. I have heard this so many times this winter that I was sure, after several years of nothing, I was going to get hit hard.

Well, I guess it was my turn. About a week and half ago I started feeling it. Fever shot up to 103+. Was off work for a few days, but anytime I exerted myself I had to head back to bed, where I couldn't rest because of back pain!

Anyway, I am starting to feel better, thankfully. And so many of you have had it way worse, so that's the end of my complaining. I have been able to get a little shop time in, fixing the top of an old French Neolithic carved side chair. It's been a challenge as usual.

Hoping you all are healthy and happy. See you at the Guild.



**Cal Hobbs**  
KCWG President  
[president@kwcg.net](mailto:president@kwcg.net)

<a href="#">"HOBBS"ERVATIONS - President's Thoughts and Comments</a>	1
<a href="#">Rants and Raves of the Vice President</a>	2
<a href="#">Membership Renewal Clock is Ticking</a>	3
<a href="#">SIG-nals From the Shop</a>	3
<a href="#">KCWG Library Article</a>	4
<a href="#">MEMBER PROJECT - Terry Johnston</a>	4
<a href="#">From the Shop</a>	5
<a href="#">MEMBER PROJECT - JIM BANY</a>	5
<a href="#">MEMBER PROJECT - Wayne Peterson</a>	7
<a href="#">Information Services Article</a>	8
<a href="#">In Memoriam: Rob Young</a>	9
<a href="#">MEMBER PROJECTS - Bob Metzler &amp; Matt Novak</a>	10
<a href="#">MEMBER PROJECT - Larry Cox</a>	11
<a href="#">Know your Foremen</a>	11
<a href="#">New Developments in Guild Safety</a>	12
<a href="#">MEMBER PROJECTS - Doug Courtright, Curtis Alexander, &amp; Suresh Narayan</a>	13
<a href="#">An Ode to Eastern Redcedar - Call for Entries</a>	14
<a href="#">Unleash Your Inner Woodworker:</a>	
<a href="#">Join the Kansas City Woodworkers' Guild</a>	15
<a href="#">MEMBER PROJECT - Jim Martin</a>	15
<a href="#">New Member Welcome</a>	16
<a href="#">Membership Renewal Clock is Ticking</a>	16
<a href="#">MEMBER PROJECTS - Curtis Alexander &amp; Robert Anderson</a>	17
<a href="#">Notes from the Training Desk</a>	18
<a href="#">Meet Your Guild Ambassadors</a>	21
<a href="#">Upcoming Events</a>	22
<a href="#">Treasurer's Column</a>	22
<a href="#">MEMBER PROJECTS - Chester Gregg &amp; Ed Higbe</a>	23
<a href="#">Champions in Woodworking - Terry Johnston</a>	24
<a href="#">February 2026 Open Shop Schedule</a>	27
<a href="#">Tentative March 2026 Open Shop Schedule</a>	28
<a href="#">Guild Contacts and Service Directory</a>	29
<a href="#">February 2026 - THICKNESS PLANER Safety Review</a>	30



As April approaches, the Guild transitions into our election season. The nominating committee is presenting the following preliminary slate of candidates, including one contested position. Below are the declared nominees that have been received so far for this year's open positions:

### 2026 Candidate Slate

- **President:** Ron Haw
- **VP of Member Services:** Grace Ambrose
  - *Note: Grace will also be chairing the new **Steering Committee** to help guide the planning for the Guild's future. To volunteer for this committee, contact Grace Ambrose.*
- **Member-at-Large:** Craig Arnold
- **Director of Membership:** Carole Shelton
- **Director of Training:** Rich Higginson
- **Director of Safety (Contested):** Roland Mohler & Alex Mosley

### Voting Procedures

We will email ballots to all members in good standing. You may also vote in person at the **April 15th Membership Meeting. Important:** If you plan to vote in person, do not return the email ballot. Only members in good standing by April 15th are eligible to vote.

### Nominations closing soon

Nominations ARE STILL OPEN for this year's positions to be elected and will remain open through the **March 2026 Membership Meeting**. To nominate yourself or a fellow member, please email [nominations@kcwg.net](mailto:nominations@kcwg.net) or submit a name during the February or March Membership Meetings (3rd Wednesday of the month). The committee will contact

all nominees to verify their interest before finalizing the ballot. The Guild thrives on the talent and time of its members contribute—we look forward to seeing you step forward!

### But Wait, There's More!!!

#### Leadership Opportunities: Assistant Directors

While not elected positions, several **Assistant Director** roles remain open. These roles are designed for members looking to learn the ropes of Guild leadership with the intent of eventually stepping into a Director role.

#### Responsibilities include:

- Assisting the Director with departmental duties.
- Representing the department and voting at Leadership Meetings when the Director is absent.
- Attending at least one Leadership Committee meeting per fiscal quarter.

### Currently Open Assistant Director Positions:

Position	Contact
Assist Dir - SIGs	<a href="#">Lance Wilson</a>
Assist Dir - Events (April)	<a href="#">Matt Nowak</a>
Assist Dir - Library Services	<a href="#">Don Steele</a>
Assist Dir - Publications	<a href="#">S. Vandembroucke</a>
Assist Dir - Safety	<a href="#">Steve Hicks</a>
Assist Dir - Web Services	<a href="#">Scott Diffin</a>



**Ron Haw**  
Vice President  
[vicepresident@kcwg.net](mailto:vicepresident@kcwg.net)

## SIG-NALES FROM THE SHOP

### Adding Color to Laser projects

In January, Matt shared his method for adding color to his laser projects using painters tape, mica powder, and spray adhesive. This method is even approved to use on the shop laser! We also had a great showing for show and tell.

Please join us in February for an in depth look from Nick on how to get great results when engraving on slate.



**CNC SIG** - Feb. 16th - 6:30 PM - Classroom

**Handtool SIG** - Feb. 22nd - 2PM - Front Shop

**Carving SIG** - Feb. 24th - 6PM - Hand Tool Room

**Laser Engraver SIG** - Feb. 25th - 7PM - Hand Tool Room

**Finishing SIG** - *NEW!* March 24th - 7PM - Classroom

**Lance Wilson**

*Director of Special Interest Groups*

[dir.sigs@kcwg.net](mailto:dir.sigs@kcwg.net)



## MEMBERSHIP RENEWAL CLOCK IS TICKING

I want to thank all our members that have renewed, I am looking forward to seeing you in the Guild this year.

A reminder to those that have not renewed yet, the clock is ticking. The early bird discount is now over, and you will need to **renew before February 28<sup>th</sup>**. There are several ways to renew. You can renew online at our website, or you can drop a check off at the Guild. If you see me in the Guild, I am happy to get you renewed. If your membership falls out of that period, you will need to start over as a new member.

**Carole Shelton**


*Director of Membership*

[dir.membership@kcwg.net](mailto:dir.membership@kcwg.net)



## KCWG LIBRARY ARTICLE

We will have surplus and duplicate books and magazines at the February General Meeting. Books are \$1 each and magazines are a quarter each or five for \$1. We also accept monetary donations to the Library which are placed in the Guild general fund. The Library accepts book and magazine donations and this is how we expand our collection. If you have woodworking related material you would like to donate, please consider the Library.



(and you are not in the Library), I would suggest that you mark the item on HOLD (you will need your member number to do this) and then when you are in the Library you can find the book and check it out. If you are in the Library, you can scan the call number barcode in the book and your member number barcode (back side of your name tag) during the checkout procedure. If your name tag does not have a barcode, send me an email and we will make you a barcode label.

New Members - We hope to see you at the meeting. See me if you would like a tour of the Library (at the meeting, or ask if you see me during open shop, or email me at [DonSteele@kcwg.net](mailto:DonSteele@kcwg.net) to set a day and time to meet at the shop). I plan to be in the shop during the Lie Nielsen Tool event at the Guild on Friday and Saturday, March 6th & 7th. Stop by and get a tour of the Library and See all the tools Lie Nielsen has.

Lost Art Press has listed all the books by Christopher Schwarz that are available as a free pdf download in the link below. This is a free way to decide if you want your own print copy.

<https://christopherschwarz.substack.com/p/free-now-and-forever-campaign-furniture>

The Library recently received several donated copies of Woodworker's Journal magazine. I had not seen this magazine before and the donated magazines had some nice projects. Below is a link to the archive:

<https://www.woodworkersjournal.com/category/magazine-back-issue-archive/>

To use the online Library catalog for books and dvd's, you can use your web browser to view the Library book and dvd catalog online by going to the Guild website ([kcwg.net](http://kcwg.net)) home page and clicking "Resources" from the "About" tab dropdown menu. This will take you to the Library page and you can click "Visit the KCWG Library". You can then search the online catalog for books and dvd's. If you want to check out an item

Items that are returned should be placed in the container marked "Returns" and we will check them back in and reshelve them. There is also a container for items to be reshelved. Please contact me if you have any problems using the online catalog or checking out an item.



**Don Steel**  
KCWG Librarian  
[dir.librarian@kcwg.net](mailto:dir.librarian@kcwg.net)

## MEMBER PROJECT - TERRY JOHNSTON



**Terry Johnston**  
**Emerging Bowls**

**Materials Used:** Ash and mahogany

**Finish Used:** Odies Oil

**Points of Interest:** Balance on the lathe

## FROM THE SHOP

It is with great sadness that I share with you the news of Rob Young's passing on February 5th. Rob brought an approach to woodworking that joined the traditions of old-world craftsmanship without negating the virtues of electrically powered machinery and computer-controlled equipment combined with the research skill to support historical practice and the open mind of a scientist.



The Guild benefitted greatly from having Rob in our midst. His knowledge and willingness to challenge provided the support and encouragement that has given many a member the confidence to pursue the task that lay before them. Many arranged their schedules to come to the shop during Rob's Open Shop time just to have that safety blanket within reach.

Unfortunately, Rob has left us, and we are still here. But these skills, knowledge and willingness reside in all of us, waiting to be cultivated. The time has come to dig down and start to fill the void we find before us. We have been coasting and it is time to step up. We all have something to share and something to learn.

Getting involved is the first step, challenging yourself with new techniques, proving what should theoretically work. In doing so you'll learn that in theory there is no difference between theory and practice, but in practice – there is.

I will miss Rob, and I eagerly wait to see how the void is filled.

The celebration of life for Rob Young will be held at **3 PM on Sunday, March 29th** at **The Free State Brewing in Lawrence.**

**Chuck Saunders**  
Director of Assets  
[dir.assets@kcwg.net](mailto:dir.assets@kcwg.net)

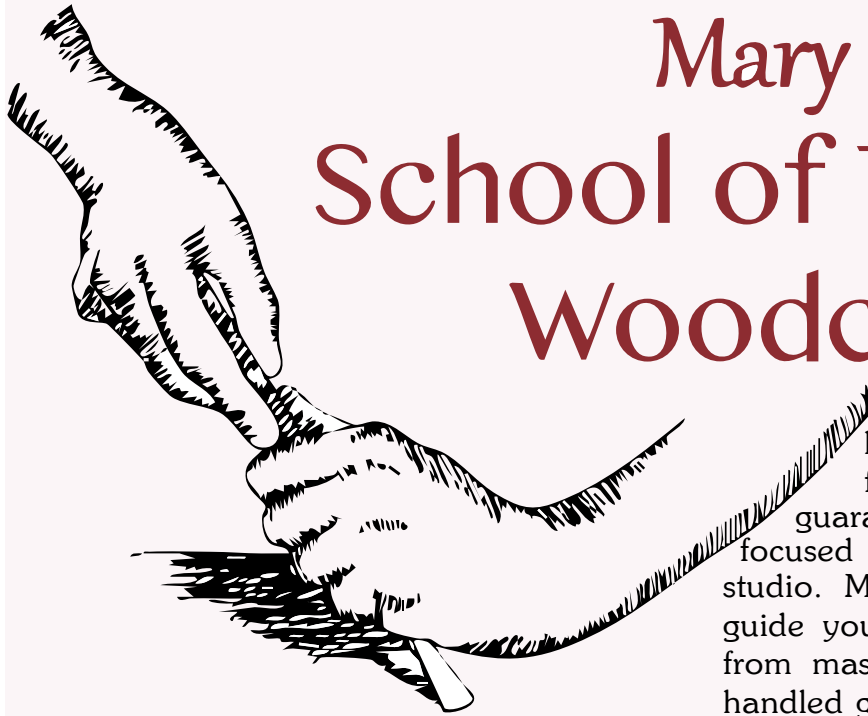


## MEMBER PROJECT - JIM BANY



**Photos Courtesy  
Neal Ray Shoger**

**Jim Bany**  
**Skittles Game**  
**Materials Used:** Walnut  
and Plywood  
**Finish Used:** Odies Oil



# Mary May's School of Traditional Woodcarving

**N**estled amidst the scenic beauty of the Lake of the Ozarks, nationally renowned woodcarver Mary May invites you to immerse yourself in the timeless art of traditional woodcarving. This intimate, in-person school, located at 15251 Fleener Drive, Gravois Mills, MO, offers a unique opportunity to learn directly from a master in a serene, lakefront setting. With small class sizes ensuring personalized attention, students will delve into the intricacies of using traditional long-handled gouges, mastering hand-sharpening techniques, and crafting exquisite pieces through centuries-old methods. Whether you're a beginner eager to learn the fundamentals or an experienced carver seeking to refine your skills, Mary May's school provides a supportive and inspiring environment to cultivate your passion for woodcarving.


Escape to the tranquil shores of Lake of the Ozarks and immerse yourself in the art of traditional woodcarving at Mary May's intimate, in-person school. This unique

learning experience, designed for small groups of 6-8 students, guarantees personalized instruction and focused attention in a naturally lit, lakefront studio. Mary May, a seasoned expert, will guide you through centuries-old techniques, from mastering the use of traditional long-handled gouges to the essential skill of hand-sharpening.

Beyond the focused instruction, the school offers a truly enriching experience. Detailed demonstrations are projected onto a large screen, ensuring clarity and understanding. Each project is carefully structured, with step-by-step guidance, while experienced carvers are also welcomed to pursue their own advanced projects. The location itself provides an idyllic setting, with convenient accommodations and dining options nearby, and even the opportunity to combine learning with family fun at the lake. Plus, enjoy the added perk of free dock access for fishing or boating. Discover the timeless beauty of woodcarving in a truly inspiring environment.


<https://marymaycarving.com/home/page/5>

## MEMBER PROJECT - WAYNE PETERSON



**Wayne Peterson**  
***Kumiko Panel***  
**Materials Used:** Basswood

**Photos Courtesy**  
**Neal Ray Shoger**



## INFORMATION SERVICES ARTICLE

The Guild is gearing up for a significant overhaul of its membership, signup, and communication systems. Our aim is to streamline and simplify operations by transitioning from the current patchwork of software tools to a more robust, centralized platform. Webmaster Scott Diffin has identified a promising solution that will greatly enhance our ability to serve members.

### Potential System Benefits

The new system has the potential to introduce several exciting features and functionalities, depending on the final rollout:

- **Self-Service Options for Members:** Members could gain the ability to independently **update their contact information and track their class participation**, giving them more control over their communication preferences.
- **Track and Report Training Levels:** The Guild could be able to track and report on members' training levels, providing a clearer overview of skill progression and potentially allowing for more tailored program offerings.
- **Membership Renewal by Signup Date:** Instead of a fixed annual renewal, memberships may run for a full year from an individual's unique signup date.
- **Automatic Class Waitlist Movement:** The system could automate the process of moving individuals from a waitlist into available class spots, making the enrollment process smoother.
- **Simplified Sign-ups with Tiered Pricing:** The signup process for classes and other services could be made easier, with **correct**



**pricing automatically applied based on membership levels.**

- **Integrated Discussion Forums:** The new platform may also incorporate discussion forums to foster greater member engagement and communication within the Guild.

This transition is designed to future-proof the Guild's operational capabilities and provide a more seamless and efficient experience for its members.

### Next Steps

The discovery and testing phase for this new system is ongoing. As we continue to evaluate a possible transition, we'll be reaching out to key leadership for their valuable input. Furthermore, the streamlining process is expected to combine the costs of all our disparate systems, likely placing us at a price per month very close to what we currently spend.

**Brian Rorabaugh**

*Vice President of  
Information Services*

[upinfoservices@kcwg.net](mailto:upinfoservices@kcwg.net)



## IN MEMORIAM: ROB YOUNG

### A Master of the Craft and a Pillar of Our Community

The Kansas City Woodworkers Guild (KCWG) pays tribute to **Rob Young**, a man whose hands built our benches, whose mind shaped our curriculum, and whose spirit defined our community. Rob was a master of the “long game” in woodworking—valuing the slow, deliberate process of hand-tool work while remaining sharp enough to lead the Guild into the digital age.

### Leadership: Building the Foundation

Rob’s leadership was characterized by a rare mix of administrative vision and “boots-on-the-ground” labor.

- **The Mercier Street Transition:** When the Guild moved to its current home, Rob didn’t just coordinate the logistics; he was in the trenches. He was a primary builder of the **Roubo-style workbenches** and ash benches that remain the shop’s centerpiece. His sweat equity ensured that the Guild was more than a club—it was a world-class facility.
- **Executive Vision:** As **President (2012–2014)** and **Vice President (2011)**, he championed the concept of the “Teaching Organization.” He believed the Guild’s primary product wasn’t furniture, but knowledge. He was the driving force behind bringing nationally recognized instructors like **Chris Schwarz** and **Doug Stowe** to Kansas City, elevating the skills of hundreds of local makers.
- **Safety as a Culture:** Rob viewed safety not as a set of rules, but as a discipline of the mind. As a frequent instructor for the **Green Tag Safety Orientation**, he taught new members that focus and respect for the machinery were just as important as the cuts themselves.

### The Educator: Mastery through Repetition

Rob was a “teacher’s teacher.” He had a gift for demystifying the most intimidating aspects of woodworking, particularly the transition from power tools to hand tools.

- **The Hand Tool Specialist:** As the longtime

coordinator of the **Hand Tool Special Interest Group (SIG)**, he led exhaustive studies on the “care and feeding” of bench planes, the nuances of spokeshaves, and the utility of card scrapers.

- **Hand Tool Preschool:** Recognizing that many woodworkers were intimidated by manual tools, he developed this introductory course. He stripped away the mystery of **surface preparation** and **joinery**, focusing on “gateway skills.” To Rob, a sharp chisel wasn’t just a tool; it was the difference between “fighting the wood” and “working the wood.”
- **The Japanese Art of Kumiko:** In his later years, Rob became a passionate advocate for **Kumiko**. He taught members how to create the intricate asano-ha (hemp leaf) patterns using only hand tools, emphasizing the meditative precision required to create decorative grids without a single drop of glue or a metal fastener.

### A Portfolio of Precision

Rob’s personal work was a testament to his philosophy: adapt the design, master the tool, and honor the material. He was a devotee of **American Cherry**, often pairing it with traditional finishes like shellac and wax.

- **The Custom Toolmaker:** Rob didn’t just use tools; he improved them. His shop was filled with custom-made marking gauges, rosewood tote handles, and a **walnut panel saw**. He was especially proud of his **Krenov-style wooden planes**, which he taught others to build in popular Guild workshops.
- **Historical Study:** His interest in the history of the craft led him to acquire a “**harlequin set**” of **English hollow and round planes**, which he used to study 18th-century molding techniques.
- **Signature Projects:**
  - **The Dutch Tool Chest:** A rugged, functional masterpiece of shop storage.
  - **The Shaker Stepback Cupboard:** Finished in traditional milk paint, showcasing his eye for historical accuracy.

Continued on Page 10

Continued from page 9

- **The Match Box:** A delicate project based on 1952 Stanley plans, using poplar and dye.

### The South Pole and Beyond

Rob's life outside the Guild was as fascinating as his life within it. His work took him to **Antarctica**, a journey that became part of Guild lore. He would return from the South Pole with a dry, self-deprecating wit, famously joking about the "lack of polar bears" due to hungry penguins.

His physical presence was undeniable—his tall frame often led to jokes about him being "too tall to be an elf" during the annual Christmas Star workshops—but it was his **generosity of spirit** that made him a giant in the eyes of his peers. Whether he was at a Sunday Open Shop helping a novice fix a botched dovetail or presenting a virtual program on **Shaper Origin** computer vision, Rob was always moving the craft forward.

### A Final Note of Gratitude

Rob Young was a recipient of the **Clifford W. Bell Contributor of the Year Award**, but his true reward was seeing a student's face light up when a plane finally pulled a gossamer-thin shaving. He was a mentor, a leader, and a friend. The shavings on our floor and the sharpness of our blades are his lasting memorial.

**Brian Rorabaugh**

Vice President of  
Information Services

[upinfoservices@kcwg.net](mailto:upinfoservices@kcwg.net)



## MEMBER PROJECTS - BOB METZLER & MATT NOVAK



**Bob Metzler**

**Zoey's Friends**

**Materials Used:** Baltic birch plywood

**Finish Used:** Laquer

**Points of Interest:** Free form

**Challenges Encountered:** Clean cuts, pattern pulling off picture



**Matt Novak**

**Puzzle**

**Materials Used:** Walnut

**Finish Used:** Waxes

**Points of Interest:** Different effects

**Photos Courtesy  
Neal Ray Shoger**

## MEMBER PROJECT - LARRY COX



**Larry Cox**

**Chessboard and Pieces**

**Materials Used:** Maple & Red Zebrawood

**Finish Used:** Danish oil

**Challenges Encountered:**

I don't like miters

**Photos Courtesy  
Neal Ray Shoger**

## KNOW YOUR FOREMEN



**Rich Higgason**

Director of Training, Manages Monthly Skill Building meetings and Guild Instructor. Makes mostly small projects like boxes, cutting boards, spice cabinets and toy trains.



**Nik Hiremath**

Prior to joining the Guild, I ran a small backyard bird feeding store in Leawood. Most corporate career was in the packaging industry responsible for a global supply chain. Mostly enjoy working with the laser. I've benefitted greatly from learning from other Guild members. Enjoy travel, spending time with family and golf. Otherwise ... just another DUDE!!



**Henry Fatino**

I'm a retired engineer; woodworking is something I do between fly fishing trips. I like the Guild because of the vast amount of people willing to take the time to help and teach on my woodworking

knowledge. My latest and favorite project was a white oak and cherry baby cradle. I enjoy using hand tools. *Henry is on Foreman hiatus at the moment, but we are looking forward to his return!*



**Barb Hinton**

Scrollsaw wood puzzles, mini compound cut puzzle, currently working on second automata. Master at starting projects and leaving them 90% complete...



**Carole Shelton**

Director of Membership

[dir.membership@kcvwg.net](mailto:dir.membership@kcvwg.net)

## NEW DEVELOPMENTS IN GUILD SAFETY

The election of officers is still a couple of months away. However, given what I have planned to share in the safety-related newsletter articles I will prepare for the next couple of months, I thought it would be appropriate for me to inform all readers of this article that I will be stepping down from my term as KCWG Director of Safety following the April elections. Another qualified member of the Guild will be running for the office of Director of Safety during the elections. As we anticipate the transition in leadership ahead, I sincerely wish that person the best of luck as he takes over the lead of KCWG's robust safety program.



As I begin to prepare for my departure from this role, I would like to share some heartfelt thoughts about my term as Director of Safety. It has been a very positive experience for me as I have attempted to serve the Guild membership in this role. I was surrounded by good people, and I believe we were able to make a difference in improving Guild safety. As I pointed out in the December newsletter, I have had the privilege of working closely with a small group of talented and dedicated individuals who make up the KCWG Safety Committee.

They are an outstanding group, and I count myself fortunate to have partnered with them over the past couple of years!

I have also had the good fortune to enjoy excellent support and engagement on the part of the members of KCWG Board. I can say the same for the entire KCWG Leadership Committee. The KCWG Board has always been willing to listen to

our concerns and ideas for improving safety and they have always been gracious enough to support and cooperate with us to implement the means and measures to help promote safety at the Guild Shop.

In the time remaining of my tenure, the Safety Committee hopes to “button up” a few key safety initiatives before I step down. Our highest priority is to finalize and publish a revised and updated version of the *Safety Rules for the KCWG Shop* booklet. When this project is finished, we will have created four brand new safety rules for machinery and equipment that were not included in previous versions of the safety rules booklet. Additionally, we will have revised several existing rules to bring them up to date with new work practices that we have discovered or refined over the past five years or so since the current *Safety Rules for the KCWG Shop* was published.



To ensure clear communication of new and updated safety rules, starting with the March issue of the KCWG Newsletter, I will provide a brief summary of key highlights of new safety rules or revisions that we have made. This will give all members an opportunity to become apprised of those updates. Please stay tuned for all the details on the updated safety rules to come!

**Steve Hicks**  
Director of Safety  
[dir.safety@kcwg.net](mailto:dir.safety@kcwg.net)



## MEMBER PROJECTS - DOUG COURTRIGHT, CURTIS ALEXANDER, & SURESH NARAYAN



### Doug Courtright

#### *Decorative Trays*

**Materials Used:** Walnut, maple, cedar, oak

**Finish Used:** Amber General Finish Poly

**Points of Interest:** First time doing chevron design

**Challenges Encountered:** Angles

**Materials Used:** Mahogany, cedar, walnut, red elm, maple

**Finish Used:** Boiled Linseed Oil

**Points of Interest:** First hand-tool inlay project

**Challenges Encountered:** Angles

**Photos Courtesy  
Neal Ray Shoger**



### Curtis Alexander

#### *Serving Tray*

**Materials Used:** Red oak and walnut

**Finish Used:** Odies Oil

**Points of Interest:** Joints are laser cut

### Suresh Narayan

#### *Serving Trays and Picture Frames*

**Materials Used:** Walnut and white oak



# KU FIELD STATION SERIES

## *An Ode to Eastern Redcedar*

### Juried Exhibition - Call for Entries



The KU Field Station celebrates the Rice Woodland Trail with a juried exhibition at the Lumberyard Arts Center featuring works crafted from eastern redcedar wood.

#### Entry Details:

- One entry per person
- \$15 entry fee
- Intent to enter form must be submitted by **April 4**
- Must fit within a 3'x3'x3' display area - smaller works are encouraged due to limited gallery space. If size is uncertain, please email photos to [director@lumberyardartscenter.org](mailto:director@lumberyardartscenter.org) for approval. Pending number of entries and available space, LAC reserves the right to limit participation.
- Name of artist, title of work, medium, price (if for sale), contact information, must be attached firmly to entry.
- Entries will be accepted **April 13-17** by appointment or during open hours (Wed-Fri, 1-5 PM). Please email the director at [director@lumberyardartscenter.org](mailto:director@lumberyardartscenter.org) to confirm drop-off time.
- Pickup by appointment following the close of the show, or by prior arrangement.

#### Exhibition Information:

- The gallery exhibit will run from April 25 through May 23. Visit during open hours (Wed-Fri, 1-5PM, Sat. 10AM-12PM)
- Reception will be held April 25, by invitation only. Awards will be presented.

#### Awards:

- Best in Show - \$200
- Best Use of Wood - \$100
- Original Design - \$100
- People's Choice - \$100

**"Intent to Enter" form due by Saturday, April 4.**  
Find form at LAC website or via Facebook event "An Ode to Eastern Redcedar"



SOCIETY OF  
AMERICAN  
FORESTERS  
SINCE 1894

THE UNIVERSITY OF  
**KU** KANSAS

Kansas Biological Survey & Center for Ecological Research  
Department of Visual Art



CHOTEAU CREEK



LUMBERYARD  
ARTS CENTER



KANSAS  
STATE  
FORESTRY



KANSAS  
FORESTRY  
ASSOCIATION



KANSAS  
DEPARTMENT OF  
WILDLIFE, PARKS  
& TOURISM



KANSAS STATE  
MUSEUM

**KANSAS STATE**  
UNIVERSITY

Extension  
Douglas County

[www.lumberyardartscenter.org](http://www.lumberyardartscenter.org)

# UNLEASH YOUR INNER WOODWORKER: JOIN THE KANSAS CITY WOODWORKERS' GUILD

**H**ey fellow woodworker, Whether you're a seasoned pro, a weekend hobbyist, or just starting to explore the magic of transforming wood, the Kansas City Woodworking Guild has something incredible to offer you.

Imagine:

- **Sharpening your skills:** Our 2026 training program is packed with exciting opportunities to learn new techniques, master tools, and refine your craft. Get ready to dive into hands-on workshops and demos led by expert woodworkers.
- **Connecting with a passionate community:** Join a network of fellow woodworkers who share your passion. Swap stories, exchange tips, and find inspiration at our monthly meetings and events.
- **Exclusive access and perks:** As a member, you'll enjoy access to our Members-Only area, packed with resources, exclusive content, and a direct line to other members. Plus, you'll be the first to know about upcoming classes, workshops, and special events.
- **Be part of something bigger:** Celebrate our 40-year legacy of woodworking excellence in Kansas City. We're not just a guild; we're a community of makers, creators, and woodworking enthusiasts.

Ready to take your woodworking to the next level?

- **Join us for First Fridays:** Starting in April 2026, experience our revamped First Friday events. We're shaking things up with new formats and engaging activities that will spark your creativity and connect you with fellow members.
- **Volunteer and share your passion:** Want to get more involved? We'll have volunteer opportunities opening up in April. Share your love of woodworking and help us grow our vibrant community.

Don't miss out!

- **Renew your membership:** Keep your woodworking journey going strong by renewing your membership through our Members-Only website area.
- **New member? Welcome aboard!** Sign up today and receive your activation link to set up your password and unlock a world of woodworking possibilities.
- **Update your info:** Make sure your email is current so you don't miss any guild news, class announcements, or special event invitations.

We can't wait to welcome you to the Kansas City Woodworking Guild!



**Brian Rorabaugh**  
Vice President of  
Information Services  
[upinfoservices@kwcwg.net](mailto:upinfoservices@kwcwg.net)

## MEMBER PROJECT - JIM MARTIN



**Jim Martin  
Campaign**

**Camp Stool**

**Materials Used:**

Mahogany and  
Water Buffalo Hide

**Finish Used:**

Wax

**Points of Interest:**

From Christopher  
Schwartz book

**Challenges:**

Tribolt hardware  
and turning spindles

## PLEASE WELCOME THESE 28 MEMBERS WHO JOINED THE GUILD IN LATE JANUARY & EARLY FEBRUARY

FIRST NAME.....	LAST NAME.....	HOMETOWN.....	STATE.....	MEMBERSHIP
Charles	Ackmann	Gladstone	MO	WW+
Rosanne	Barletta	Kansas City	MO	WW+
Ben	Breslow	Kansas City	MO	WW+
Casey	Brown	Blue Springs	MO	WW+
Katherine	Crossette	Kansas City	KS	WW+
Grace	Dorst	Lawrence	KS	WW+
Mark	Evenson	Lenexa	KS	Regular
John	Ezell	Kansas City	MO	Sawdust
Terry	Giles	Lees Summit	MO	Regular
J. Todd	Hackel	Lenexa	KS	Sawdust
Paul	Hamernik	Kansas City	MO	Benefactor
Broc	Hankins	Leawood	KS	Sawdust
Audrey	Hartwell	Kansas City	MO	WW+
Randy	Huggins	Basehor	KS	Sawdust
Grant	Kilber	Shawnee	KS	Sawdust
Rachel	Kim	Kansas City	MO	WW+
Chris	Kratz	Leawood	KS	Sawdust
Richard	Ley	Lenexa	KS	Sawdust
William	Noland	Kearney	MO	Senior
Bernie	Oberhart	Olathe	KS	WW+
Greg	Pynes	Kansas City	MO	Sawdust
Saurabh	Shah	Overland Park	KS	WW+
Jordan	Shepherd	Kansas City	MO	Sawdust
Katee	Smith	Baldwin City	KS	Sawdust
Christopher	Toalson	Kansas City	MO	WW+
Christopher	Vida	Kansas City	MO	WW+
Tee	Vraatil	Prairie City	KS	Senior
Lisa	Walker	Kingston	MO	Sawdust

CURRENT MEMBERSHIP ⇒ **636**

## MEMBERSHIP RENEWAL CLOCK IS TICKING

I want to thank all our members that have renewed, I am looking forward to seeing you in the Guild this year.

A reminder to those that have not renewed yet, the clock is ticking. The early bird discount is now over, and you will need to **renew before February 28<sup>th</sup>**. If your membership falls out of that period, you will need to start over as a new member.



**Carole Shelton**

Director of Membership

[dir.membership@kcwg.net](mailto:dir.membership@kcwg.net)

## MEMBER PROJECTS - CURTIS ALEXANDER & ROBERT ANDERSON



**Curtis Alexander**  
**Breadbox**

**Materials Used:** Red oak

**Finish Used:** Odies Oil

**Points of Interest:** CNC cut and laser engraved

**Challenge Encountered:** Door

### Photos Courtesy Neal Ray Shoger



**Robert Anderson**  
**Toolbox**

**Materials Used:** Maple

**Finish Used:** Shellac

**Points of Interest:**

Laser engraved designs, square holder slot



**February 10<sup>th</sup>** and there may still be slots available.

### Spoon Carving

Learn the fundamentals of traditional spoon carving in this hands-on woodworking class led by Shaun O'Kelley. Working with green wood, students will use shave horses and draw knives, along with carving tools and gouges, to shape and refine a functional wooden spoon. Shaun is an enthusiastic hobbyist spoon carver who brings a relaxed, approachable style to the craft.

No prior experience is required — just a willingness to work with your hands and enjoy the process.

This class meets on **Saturday, March 28, 9 a.m. – 1 p.m.**

Enrollment opens on **February 17<sup>th</sup> at 7 p.m.**

### Basic Woodworking

We will be offering another Basic Woodworking class starting on **April 9<sup>th</sup>**. This ten-week class meets on **Thursday evenings, 7-10 p.m.** and concludes on March 26<sup>th</sup>. This course is designed to provide a basic introduction for adults with little or no prior experience with tools, materials and woodworking machinery. During the course of ten weeks, students will plan and build three projects. The projects are geared to provide hands-on practice in:

- Choosing materials
- Preparing and joining wood parts
- Cutting precise joints
- Creating dado joints and grooves
- Machining multiple component parts
- Mortise and tenon joinery
- Cross lapping
- Gluing

The course ends with an overview of general furniture and cabinetry finishing processes, tips, and techniques. It's a great course for those who are new

**F**irst off, some exciting news: we're going to move to the Wild Apricot system. This change is going to provide a lot of benefits in terms of the backend processes that we now do manually. The effect that this will have on training is that **you will need to create a Wild Apricot account in order to sign up for classes.** Over the next few months, there will be a lot more information coming out about this change, and there's nothing that is going to affect registration for any of the classes I list below (which will still occur in Sign-up Genius). I just want to provide a heads-up that at some point this year, we're going to make a shift, and it will require making an account. Keep watching the newsletter for more information as this transition occurs.

That said, we have quite a few classes opening for enrollment this month (still in Sign-up Genius).

### Upcoming Classes

#### Introduction to Scroll Saw

Led by George Rexroad, this class is a Basic introduction for the woodworker with no experience with scroll sawing. The students will learn the operation of the saw, safety considerations, blade selection, proper adjustment and tuning, material selection, and beginning project considerations. Each student will complete a basic project.

This class is being held on **Saturday, March 21<sup>st</sup>, 9 a.m.- 2 p.m.** This class opened for enrollment on

**Continued on Page 19**

**Continued from page 18**

to woodworking or have finished the Rough to Ready class and want to take the next step.

Enrollment opens on **Tuesday, February 24<sup>th</sup> at 7 p.m.**

**Introduction to Hand Tool Woodworking**

The first session of the extremely popular Introduction to Hand Tool Woodworking class is going to be held **April 9<sup>th</sup> through June 11<sup>th</sup> on Thursdays, 7-10 p.m.** Led by Wayne Peterson, Richard DeWitt, Steve Erickson, and Alex Bear, this class is designed to acquaint woodworkers with the use of classical hand tools such as planes, saws, chisels, and drills that were in common usage before the current power tool availability. The class will help students develop their skills with saws, chisels, and hand planes. In the process, students will build a Shaker-style bench.

This class will open for enrollment on **Tuesday, February 24<sup>th</sup> at 7 p.m.**

**Introduction to Kumiko**

If you ever wanted to learn Kumiko, now's your chance! On **Saturday, April 11, 9 a.m. – 2 p.m.**, Wayne Peterson is once again offering instruction in this ancient Japanese woodworking technique. Kumiko involves making decorative patterns with thin strips of wood. It was traditionally used in Japanese Shoji (a screen or sliding door that can be used as a partition or wall). In this class, students create a single Asa-no-ha pattern. Once the techniques are mastered, it opens the possibility of additional patterns and options to enhance woodworking projects.

The class releases for enrollment on **Tuesday, March 3<sup>rd</sup> at 7 p.m.**

**Staked Stool**

Grace Ambrose and Alex Bear are teaming up to teach their popular Staked Stool class again. This class provides a perfect introduction to the fundamentals of staked furniture and techniques that are essential for chairmaking. Students will use a small kit of hand tools (with the occasional assist from the bandsaw) to create a low staked stool, with plenty of opportunities

to customize the design to their liking.

The stool class will be held **April 18<sup>th</sup> and 19<sup>th</sup>**, from 10 a.m. – 4 p.m. It releases for enrollment on **March 10<sup>th</sup>**.

**Build Your Own High Top Patio Table Using Practical Stereotomy with Patrick Moore**

Last, I want to put in a reminder that Patrick Moore is going to be at the Guild **October 26-30** to lead a five-day session on building a patio table. As impressive as the table is, I think the real selling point of this class is the opportunity to learn about the technique of Stereotomy. Patrick is going to teach students to combine geometry and craftsmanship to solve complex layout challenges. The project he'll introduce to the class

incorporates a repetitive "Mandala" pattern, where each element interlocks to form a cohesive, self-supporting structure. Mark your calendars now: this is a class that you won't want to miss!

This class will open for enrollment on **Tuesday, March 17 at 7 p.m.**

As you can see, there's a lot of training opportunities opening this month...and there's even more on the way. Keep watching the newsletter for information about upcoming classes, and I'll see you in the shop!



**Rich Higgason**  
Director of Training  
[dir.training@kcwg.net](mailto:dir.training@kcwg.net)

# TAYLOR TOOLWORKS



VISIT TAYLOR TOOLWORKS at  
[WWW.TAYTOOLS.COM](http://WWW.TAYTOOLS.COM)

## MEET YOUR GUILD AMBASSADORS

Did you know we have a fantastic group of people in our community that want to help you learn your way around the Guild. Are you looking for that person with specific knowledge for your project? Seeking to understand the why's and who's of the Guild? Come find an Ambassador! We can help you get from point A to point B. If we don't know ... we'll go find out!

[Ambassadors@kcwg.net](mailto:Ambassadors@kcwg.net)



Carole Shelton



Glenn Carney



Kitzi Dingley



Kurt Battles



Mike Jones



Steve Hicks



Suresh Narayan



Talon Spittles



Terry Johnston



Susan Lawlor



John Waltemeyer



**Carole Shelton**  
Director of Membership  
[dir.membership@kcwg.net](mailto:dir.membership@kcwg.net)

## UPCOMING EVENTS

The next big event coming to the Guild is the Lie Nielsen Tool Event starting on Thursday, March 5, and it is the best evening for Guild members because we get a good deal with no S&H nor sales tax on most items. The event runs for 3 days, Thursday thru Saturday and we hope to see a lot of visitors as we plan to invite woodworkers from all over the region. In the past, we have seen visitors from Des Moines and Wichita and beyond. They come because it is a good opportunity to purchase good handtools and to take in a few demonstrations on how to use many of their tools.

Although we have considered the first Saturday in May as a day for an Open House, we will move that, most likely, to either the first or third Sunday in May. Grace Ambrose is giving a Skill Builder on that first Saturday and we do not want to combine an Open House with a Skill Builder. Not only that, we don't want to cancel out an entire Saturday open shop. The shop opens later on Sunday and there are usually fewer working than on Saturday, so our Open House will be on a Sunday. The purpose of an Open House is to let more people know about our great Guild and for us to also have fun. We plan to have a food truck outside if they are interested.

We did well with the Christmas Dinner Silent Auction, so, we want to try another Silent Auction at the Open House. Keep the Guild in mind and plan to donate an item or two for the Silent Auction. It can be wood items like boxes, bowls, benches, etc and it can be other artsy items like pottery and stained glass. Tools and equipment may also be good items and even large equipment can be represented by good photos.

We plan to build a race track for Pinewood Derby style cars and trucks. Our toy trucks are a place to start and you are welcome to build your own racers. This could hopefully add some fun to the Open House and other events throughout the year.

Lastly, we are putting together a sample box of items to give to the kids at Children's Mercy. Their Giving Team will vet our items and let us know whether they are appropriate for their kids, which run in age from birth to 21. We will have some quickie build days for things like our toy trucks and George has been pumping out plenty of puzzles. Let us know if this is your kind of philanthropy and then you can help make things for the kids. The good news is that there is no deadline to be met. Once we get items vetted, we just make them and deliver them. We are looking for a Champion to keep the program running if you are interested.



**Matt Nowak**  
Director of Events  
[dir.events@kcwg.net](mailto:dir.events@kcwg.net)



## TREASURER'S COLUMN

Our monthly Financial Statements are available in the Members Only area of the website in the Financial section. Please review the reports and let me know if you have any questions.



**John Steyer**  
Treasurer  
[treasurer@kcwg.net](mailto:treasurer@kcwg.net)

## MEMBER PROJECTS - CHESTER GREGG &amp; ED HIGBE



**Chester Gregg**  
**Queen Anne Stool**  
**Materials Used:** Mahogany  
**Finish Used:** Poly-oil mix and  
paste wax  
**Points of Interest:** Upholstry  
**Challenge Encountered:** Finding  
materials for upholstery and shaping

**Photos Courtesy**  
**Neal Ray Shoger**



**Ed Higbe**  
**Queen Anne Foot Stool**  
**Materials Used:** Walnut  
**Finish Used:** Shellac and  
Watco Dark Walnut

## CHAMPIONS IN WOODWORKING - TERRY JOHNSTON

Well, here we are, speeding away in 2026 and its already February. Just in time to call out our Guild Sweetheart of the month, Terry Johnston!

Terry has been a member in our Guild as well as the Turners since 2020. She is also an Ambassador in our Guild and always happy to help get someone pointed in the right direction. When we started the Ambassador program at the Guild, Terry was one of the first people I asked to join our Ambassador program. Her kindness, thoughtfulness and ability to relate to everyone is just a few of her outstanding qualities and made her an easy choice to become an Ambassador.

At this year's Santa's workshop, Terry and I worked as greeters at the front door. It was such a fun day to work with her and see her heart glow talking with the children, reviewing their fine work on the trucks they had built and painted as they left. I remember thinking ... Ahhhh, ... it's just another lovely day in our neighborhood at 1717 Washington Street.

I love it when Terry brings her projects to share

for our show and tells at the general meeting. She blends both lathe work and traditional woodworking together for such creative pieces.

Terry also works in stained glass and has included that artistic skill together in pieces she has shown.

Terry Lives in Lansing, Kansas with her husband Ron. Her daughter Teresa, (also and Guild member) and grandchildren live across the street from them. How fun is that?!!

She has the biggest heart, is one of a kind and to know her is to love her. Please join me in saying thank you, to Terry Johnston for being such an outstanding member of our community. We are all so pleased that you are here!



**Carole Shelton**

Director of Membership

[dir.membership@kcwg.net](mailto:dir.membership@kcwg.net)

**VISIT  
THE KANSAS CITY  
WOODWORKERS' GUILD  
ONLINE AT  
[WWW.KCWG.ORG](http://WWW.KCWG.ORG)**





**EXCLUSIVE MEMBERS OFFER**

SAVE ON ENTIRE STORE

**25%**

COUPON CODE:

**KCWG25**



**WWW.RX-SAFETY.COM**

**OUR NEXT MEMBERSHIP MEETING  
IS JUST AROUND THE CORNER**

**THIS MONTH'S MEMBERSHIP MEETING  
WILL BE HELD AT THE KCWG SHOP AT  
1717 WASHINGTON ST ON  
WED, FEB. 18TH, BEGINNING AT 7PM**

# Bloomer



# Hardwoods

## Offered Services

- Log Milling
- Custom Drying 20,000 bf
- Planing
- Straight lining
- Glued Panels
- Wide Belt Sanding
- Profile Replication
- Custom Moulding
- Template matching of existing pattern

**Phone: 816.330.3596**

**13585 45 Highway, Platte City, MO 64079**

**Hours: MONDAY - FRIDAY 8:30AM - 4:30PM**

## Products Available at Bloomer Hardwoods

- Ash 4/4 & 8/4
- Cedar Aromatic
- 4/4, 8/4, & 12/4
- Cherry 4/4, 8/4 & 12/4
- Maple 4/4
- Pecan 4/4 & 8/4
- Red Oak 4/4 & 8/4
- Walnut 4/4 & 8/4
- White Oak 4/4
- Plywood for Cabinets
- And many other Local Hardwoods

# FEBRUARY 2026 OPEN SHOP SCHEDULE

day	February	Date	9am	10	11	12	1	2	3	4	5	6	7	8	9pm
Sunday	February	1		Chuck Saunders						Chris McCauley					
Monday	February	2			Dom Fiorella			Ron Haw					Gary Strohm		
Tuesday	February	3		Norm Carpenter			Craig Arnold								
Wednesday	February	4		Barb Hinton				Art LaGrange					LC Meeting		
Thursday	February	5		Gary Mielke									Training		
Friday	February	6						Rick Chandler							
Saturday	February	7		Mike Jones				Basic Skills Class		George Rexroad					
										Safety Orientation					
Sunday	February	8		Rob Young											
Monday	February	9		John Sloss				Ron Haw					Woodturners General Meeting		
Tuesday	February	10		Matt Nowak			Ron Lomax			Craig Arnold					
Wednesday	February	11		Roland Mohler				Mike Blake					Rich Higgason		
Thursday	February	12		Gary Mielke									Training		
Friday	February	13			Curtis Alexander				Ed Stewart						
Saturday	February	14		George Rexroad				Gary Mielke							
Sunday	February	15		Chuck Saunders						Chris McCauley					
Monday	February	16		Jerry Thompson				Ron Haw					Gary Strohm		
													CNC SIG 6:30		
Tuesday	February	17		Norm Carpenter				Craig Arnold							
Wednesday	February	18		Nik Hiremath				Tim Locke					General Meeting		
Thursday	February	19		Gary Mielke									Training		
Friday	February	20		Terry Humphries				Jon Lunde							
Saturday	February	21		Tom Smoller											
Sunday	February	22		Rob Young					Handtool SIG	Wayne Peterson					
Monday	February	23		John Sloss				Ron Haw					Kolton Stimpert		
Tuesday	February	24		Matt Nowak			Ron Lomax			Craig Arnold				Carving SIG	
Wednesday	February	25		Roland Mohler				Mike Blake						Laser SIG	
Thursday	February	26		Gary Mielke									Training		
Friday	February	27			Wyette Spotts				Ed Stewart						
Saturday	February	28		George Rexroad				Don Steele		Joshua Baldwin					

Edited JANUARY 28, 2026

**TENTATIVE**

# MARCH 2026 OPEN SHOP SCHEDULE

Day	March	Date	9am	10	11	12	1	2	3	4	5	6	7	8	9pm
Friday	March	1		Chuck Saunders					Chris McCauley						
Monday	March	2			Dom Fiorella			Ron Haw					Gary Strohm		
Tuesday	March	3		Norm Carpenter		Craig Arnold									
Wednesday	March	4		Barb Hinton			Art LaGrange						LC Meeting		
Thursday	March	5		Gary Mielke										LIE-NIELSON EVENT KCWG Members Only	
Friday	March	6		LIE-NIELSON EVENT NO OPEN SHOP											
Saturday	March	7		LIE-NIELSON EVENT NO OPEN SHOP											
Sunday	March	8		Rob Young											
Mary May Carving Class Front shop closed. Please enter through back door															
Monday	March	9		John Sloss				Ron Haw						Woodturners General Meeting	
Tuesday	March	10		Matt Nowak		Ron Lomax			Craig Arnold						
Wednesday	March	11		Roland Mohler			Mike Blake							Rich Higgason	
Thursday	March	12		Gary Mielke									Training		
Friday	March	13		Curtis Alexander				Ed Stewart							
Saturday	March	14		George Rexroad			Gary Mielke								
Sunday	March	15		Chuck Saunders					Chris McCauley						
Monday	March	16		Jerry Thompson				Ron Haw						Gary Strohm	
Tuesday	March	17		Norm Carpenter		Craig Arnold								CNC SIG 6:30	
Wednesday	March	18		Nik Hiremath			Tim Locke							General Meeting	
Thursday	March	19		Gary Mielke									Training		
Friday	March	20		Terry Humphries				Jon Lunde							
Saturday	March	21		Tom Smoller											
Sunday	March	22		Rob Young				Handtool SIG	Wayne Peterson						
Monday	March	23		John Sloss				Ron Haw						Kolton Stimpert	
Tuesday	March	24		Matt Nowak		Ron Lomax			Craig Arnold					Finishing SIG Carving SIG	
Wednesday	March	25		Roland Mohler			Mike Blake							Laser SIG	
Thursday	March	26		Gary Mielke									Training		
Friday	March	27		Wyette Spotts				Ed Stewart							
Saturday	March	28		George Rexroad			Don Steele		Joshua Baldwin						
Sunday	March	29		Chuck Saunders											
Monday	March	30						Ron Haw							
Tuesday	March	31		Norm Carpenter		Craig Arnold									

Edited JANUARY 18, 2026

## GUILD ACTIVITIES AT THE SHOP

Always check the Guild website before leaving home to be sure that a scheduled event is actually taking place.

There will also be times when the shop will be closed to open shop periods due to a special meeting, class or event. These closures will be clearly noted on the monthly open shop schedule and are typically highlighted by a color other than the green background that normally indicates an open shop period.

### BOARD, LEADERSHIP, COMMITTEE & GENERAL CONTACTS DIRECTORY

President .....	Cal Hobbs .....	<a href="mailto:president@kcwg.net">president@kcwg.net</a>
Vice-President, Member Services .....	Ron Haw .....	<a href="mailto:vicepresident@kcwg.net">vicepresident@kcwg.net</a>
Vice-President, Information Services .....	Brian Rorabaugh.....	<a href="mailto:vp.infoservices@kcwg.net">vp.infoservices@kcwg.net</a>
Secretary .....	David Roth .....	<a href="mailto:secretary@kcwg.net">secretary@kcwg.net</a>
Treasurer .....	John Steyer .....	<a href="mailto:treasurer@kcwg.net">treasurer@kcwg.net</a>
Member-at-Large.....	Craig Arnold .....	<a href="mailto:memberatlarge@kcwg.net">memberatlarge@kcwg.net</a>
Director of Assets .....	Chuck Saunders.....	<a href="mailto:dir.assets@kcwg.net">dir.assets@kcwg.net</a>
Assistant Director of Assets .....	Glenn Carney.....	<a href="mailto:assist.assets@kcwg.net">assist.assets@kcwg.net</a>
Director of Events.....	Matt Nowak .....	<a href="mailto:dir.events@kcwg.net">dir.events@kcwg.net</a>
Assistant Director of Events.....	OPEN .....	<a href="mailto:assist.events@kcwg.net">assist.events@kcwg.net</a>
First Friday Chairperson.....	OPEN .....	<a href="mailto:firstfridayschair@kcwg.net">firstfridayschair@kcwg.net</a>
Director of Library Services .....	Don Steele .....	<a href="mailto:dir.library@kcwg.net">dir.library@kcwg.net</a>
Assistant Director of Library Services .....	OPEN .....	
Newsletter Editor .....	Stephan Vandenbroucke .....	<a href="mailto:newsletter@kcwg.net">newsletter@kcwg.net</a>
Director of Membership.....	Carole Shelton.....	<a href="mailto:dir.membership@kcwg.net">dir.membership@kcwg.net</a>
Assistant Director of Membership.....	Jim Berard .....	<a href="mailto:assist.membership@kcwg.net">assist.membership@kcwg.net</a>
Director of Programs .....	Tom Vece .....	<a href="mailto:dir.programs@kcwg.net">dir.programs@kcwg.net</a>
Assistant Director of Programs.....	Tim Locke .....	<a href="mailto:assist.programs@kcwg.net">assist.programs@kcwg.net</a>
Director of Publications & Printed Materials	OPEN .....	
Assistant Dir of Pubs & Printed Materials ....	OPEN .....	
Director of Safety.....	Steve Hicks .....	<a href="mailto:dir.safety@kcwg.net">dir.safety@kcwg.net</a>
Assistant Director of Safety .....	OPEN .....	
Director of Social Media .....	Kacey Ziegler .....	<a href="mailto:dir.socialmedia@kcwg.net">dir.socialmedia@kcwg.net</a>
Assistant Director of Social Media.....	Alexander Bear .....	<a href="mailto:assist.socialmedia@kcwg.net">assist.socialmedia@kcwg.net</a>
Director of Special Interest Groups .....	Lance Wilson .....	<a href="mailto:dir.sigs@kcwg.net">dir.sigs@kcwg.net</a>
Assistant Director of Special Interest Groups	OPEN .....	
Director of Sponsorship.....	Mike Blake .....	<a href="mailto:dir.sponsorship@kcwg.net">dir.sponsorship@kcwg.net</a>
Assistant Director of Sponsorship .....	Allen Lisko .....	<a href="mailto:assist.sponsorship@kcwg.net">assist.sponsorship@kcwg.net</a>
Director of Training.....	Rich Higgison .....	<a href="mailto:dir.training@kcwg.net">dir.training@kcwg.net</a>
Assistant Director of Training .....	Brent Murphy.....	<a href="mailto:assist.training@kcwg.net">assist.training@kcwg.net</a>
Director of Video Productions .....	Chris McCauley.....	<a href="mailto:av@kcwg.net">av@kcwg.net</a>
Assistant Director of Video Productions.....	Lindsay Byam .....	<a href="mailto:assist.av@kcwg.net">assist.av@kcwg.net</a>
Director of Web Services.....	Scott Diffin .....	<a href="mailto:dir.web@kcwg.net">dir.web@kcwg.net</a>
Assistant Director of Web Services.....	OPEN .....	
Guild Historian.....	OPEN .....	
Steering Committee Chairperson .....	OPEN .....	

### ESSENTIAL LINKS & SERVICES

Kansas City Woodworkers Guild Website.....	<a href="https://kcwg.org">https://kcwg.org</a>
Guild Training and Available Classes.....	<a href="https://kcwg.org/classes/">https://kcwg.org/classes/</a>
Members Only Section (Password Rqd) .....	<a href="https://kcwg.org/member.kcwg.org">https://kcwg.org/member.kcwg.org</a>
Place a Classified Ad .....	<a href="mailto:classifieds@kcwg.net">classifieds@kcwg.net</a>
Project Storage Area (rental and questions).....	<a href="mailto:storage@kcwg.net">storage@kcwg.net</a>
KCWG Facebook Page.....	<a href="https://www.facebook.com/kcwwg">https://www.facebook.com/kcwwg</a>
KCWG Videos.....	<a href="https://kcwg.org/videos">https://kcwg.org/videos</a>
<b>KANSAS CITY WOODWORKERS' Guild SPECIAL INTEREST GROUPS (SIG'S)</b>	
Carving SIG .....	<a href="mailto:carvingSIG@kcwg.net">carvingSIG@kcwg.net</a>
CNC SIG .....	<a href="mailto:cncSIG@kcwg.net">cncSIG@kcwg.net</a>
Finishing SIG .....	<a href="mailto:finishingSIG@kcwg.net">finishingSIG@kcwg.net</a>
Hand Tool SIG .....	<a href="mailto:handtoolSIG@kcwg.net">handtoolSIG@kcwg.net</a>
Laser SIG .....	<a href="mailto:laserSIG@kcwg.net">laserSIG@kcwg.net</a>

## Thickness Planer

Like a jointer, the thickness planer removes material from the surface of a board. It can be distinguished from a jointer in that the cutter head is mounted above the feed table to remove material from the upper face of the board. It is used to smooth and flatten the second face of a board that has been jointed, ensuring that the two faces are parallel.



### Safety Rules:

1. Adjust the planer to remove no more than 1/16" per pass.
2. To avoid kickback, do not run boards with loose knots through the planer.
3. Plane only boards longer than 12".
4. When planing stock 3/8" thick or less, use a backer board. For stock thinner than 1/4", use a belt thickness sander with a backer board instead.
5. When using the planer, stand to the side of the machine to avoid kickback or shattering of the wood.
6. As you feed boards into the planer, be careful not to get your fingers pinched between the board and the in-feed table.
7. Unplug the machine to make any adjustments other than the depth of the cut and the rate of feed.
8. If the board is thicker on one end than the other and jams in the machine, do not shut it off. Slowly crank open the height adjustment wheel until the board resumes feeding through the planer.