

WOOD WORDS

"HOBBS"ERVATIONS - PRESIDENT'S THOUGHTS AND COMMENTS

2025 YEAR IN REVIEW

Well I don't know about you all, but 2025 (so far) has been a doozy!

The year started off with an amazing vacation for my wife and I to Hong Kong of all places which was quite the highlight. Then we went right into a bunch of hard times, with several losses of loved ones. Fall brought about the wedding of my son which was so special. The rest of the year has seemed like one event after another, with very little down time. So lots of ups and downs to say the least.

Through it all, there is so much to be thankful for. From family and friends, to having a job and being able to provide for my family, to my faith. So many things have brought about joy and blessings.

How about the Guild? It has been a steady and fruitful year. Volunteers have stepped up each and every day to keep us going. Leadership has kept the shop open and operating, kept offering cool and interesting classes, and offered tremendous friendships and camaraderie. New members keep joining which is always exciting. Through all this the Guild is in solid shape financially – due to the efforts of all of you.

I hope to see you all at the Annual Holiday Dinner, and we can just enjoy the company of each other and celebrate a great year for KCWG. Blessings to all of you.

Cal Hobbs
KCWG President
president@kwcg.net



PUBLISHED BY THE KANSAS CITY
WOODWORKERS GUILD

1717 WASHINGTON ST * KANSAS CITY * MO * 64108
EDITOR: STEPHAN VANDENBROUCKE

IN THIS ISSUE...

Note: You may go directly to any article in the newsletter by simply clicking on the article name below, in the Table of Contents:

"HOBBS"ERVATIONS - President's Thoughts and Comments	1
Member Projects - Ed Higbe & Steve Hendren	2
From the Shop	3
Treasurer's Column.....	3
Building More Than Just Furniture	5
Member Projects - Henry Healey & Rich Herbst	6
Message from the Safety Director.....	7
An Ode to Eastern Redcedar - Call for Entries	8
Member Projects - Craig Arnold & Ken Grainger.....	10
New Member Welcome	11
Membership Renewal 2026.....	11
Member Projects - David Roth & Bruce Kunz	13
Member Projects - George Rexroad & Matt Nowak..	15
Member Projects - Paul Menning & John McKee.....	17
December Library News	18
SIG-nals From the Shop	18
Meet Your Guild Ambassadors	20
Christmas Dinner.....	21
Sponsorship News	22
Member Projects - Matt Nowak	22
Champions in Woodworking – Rich Higgason	23
The Connected Workbench - Social Media Report.....	25
December 2025 Open Shop Schedule.....	28
Tentative January 2026 Open Shop Schedule.....	29
Guild Contacts and Service Directory	30
December 2025 - Scroll Saw Safety Review	31

MEMBER PROJECTS - ED HIGBE & STEVE HENDREN



Ed Higbe

Holiday Sleigh

Materials Used: Bendable Ply and Brass

Finish Used: Laquer

**Photos Courtesy
Neal Ray Shoger**

Steve Hendren

Two-fer Bowls

Materials Used:

Cherry & Walnut

Finish Used: Teak Oil

Points of Interest:

Concentric use of blank

Challenges Encountered:

Correcting blow thru



FROM THE SHOP

We have lost a true friend and mentor in Dave Kratz passing. The tributes, accolades, and warm memories for Dave would fill volumes and he has touched every corner of the Guild. The biggest contribution that Dave has made to the Guild is that Dave shared what he knew and learned from others. No one knows everything and everyone has something to share. The greatest benefit of the Guild is the membership. Through the sharing of woodworking information with each other you have access to more knowledge than YouTube, Reddit, and StackOverflow combined. You get the good info without all the clickbait and insanely poor (read dangerous) advice. Somebody near you knows the answer to your question and, and this is important, you have the answer to someone else's question. But will you listen? Will you share? The biggest obstacle to our learning is the belief that we already know the answers. When you think you know, you close your mind to different ideas. This is a self crippling condition. Woodworking is one of the better examples of the saying "There's more than one way to skin a cat"



(it's just a saying; no cats were skinned for this column). There is no one and only one way to do anything in woodworking. Some may work better than others and some may seem more natural to you. But if you close your mind to alternatives, you won't discover if your way is the better way or not. Deciding that you already know the best way may keep you from doing better work, done more quickly, and safer. You also miss out on sharing your techniques with someone and improving their skillset. Keeping an open mind keeps the knowledge transfer a two-way street, everybody wins.

I remember when we went to the Toy and Miniatures Museum where Bill Robertson gave us a private tour. He was explaining how some of the pieces were made and what the tricks and stumbling points were. At one point Craig Arnold asked with a tone of concern in his voice "Is somebody writing all this stuff down?". Bill replied "No, I guess when we go, it goes with us".

The Guild is a collective pool of knowledge, inspiration and support (and there happens to be a shop too). Make the most of your membership sharing what you know and learning something new.

Chuck Saunders

Director of Assets

dir.assets@kcwg.net



TREASURER'S COLUMN

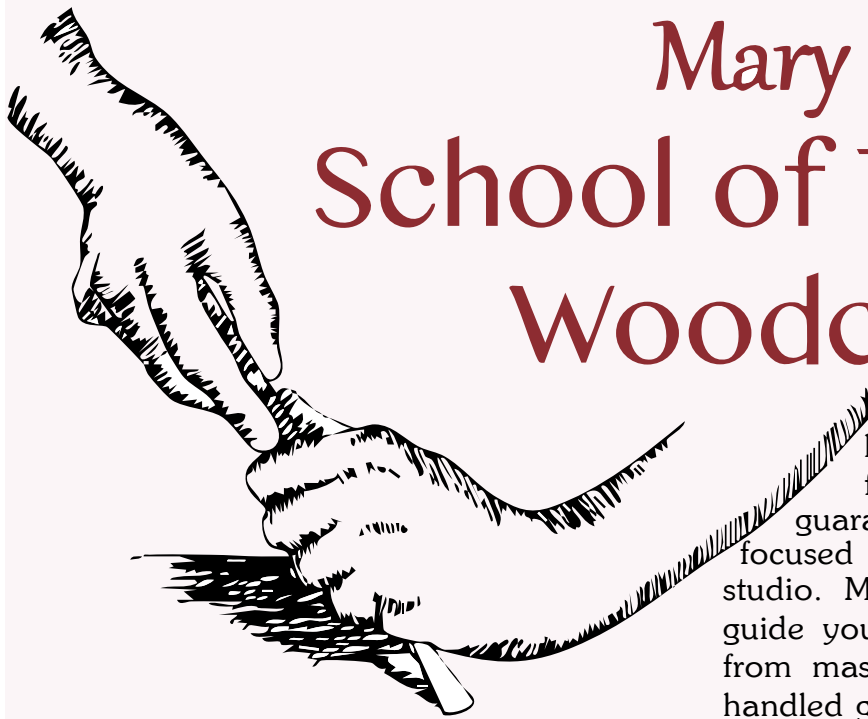
Our monthly Financial Statements are available in the Members Only area of the website in the Financial section. Please review the reports and let me know if you have any questions.

John Steyer

Treasurer

treasurer@kcwg.net





Mary May's School of Traditional Woodcarving

learning experience, designed for small groups of 6-8 students, guarantees personalized instruction and focused attention in a naturally lit, lakefront studio. Mary May, a seasoned expert, will guide you through centuries-old techniques, from mastering the use of traditional long-handled gouges to the essential skill of hand-sharpening.

Nestled amidst the scenic beauty of the Lake of the Ozarks, nationally renowned woodcarver Mary May invites you to immerse yourself in the timeless art of traditional woodcarving. This intimate, in-person school, located at 15251 Fleener Drive, Gravois Mills, MO, offers a unique opportunity to learn directly from a master in a serene, lakefront setting. With small class sizes ensuring personalized attention, students will delve into the intricacies of using traditional long-handled gouges, mastering hand-sharpening techniques, and crafting exquisite pieces through centuries-old methods. Whether you're a beginner eager to learn the fundamentals or an experienced carver seeking to refine your skills, Mary May's school provides a supportive and inspiring environment to cultivate your passion for woodcarving.

Beyond the focused instruction, the school offers a truly enriching experience. Detailed demonstrations are projected onto a large screen, ensuring clarity and understanding. Each project is carefully structured, with step-by-step guidance, while experienced carvers are also welcomed to pursue their own advanced projects. The location itself provides an idyllic setting, with convenient accommodations and dining options nearby, and even the opportunity to combine learning with family fun at the lake. Plus, enjoy the added perk of free dock access for fishing or boating. Discover the timeless beauty of woodcarving in a truly inspiring environment.

<https://marymaycarving.com/home/page/5>

Escape to the tranquil shores of Lake of the Ozarks and immerse yourself in the art of traditional woodcarving at Mary May's intimate, in-person school. This unique

BUILDING MORE THAN JUST FURNITURE

As we wrap up another year at the Kansas City Woodworkers Guild, I find myself reflecting not just on the projects we've built, but on the community we've strengthened. A Guild like ours doesn't run on machinery alone; it runs on the dedication, time, and passion of its members.

I want to extend a sincere thank you to every single one of you who stepped up this year. The list of accomplishments is long, and none of it would have been possible without our volunteers.

- **Major Projects:** A special shout-out to the dedicated crew who tackled our major guild initiatives this year, particularly the **Turf Boxes**. These large-scale projects require significant time and skill, and your willingness to lend your hands to the cause is deeply appreciated.
- **Major Events:** A huge thank you to those who helped coordinate the **Lie-Nielsen Hand Tool Event**. Your hard work showcased our Guild to a wider audience.
- **Giving Back:** The joy created during **Santa's Workshop** was palpable. Thank you to everyone who cut, sanded, and assembled toys to brighten the holidays for others.
- **Shop & Safety:** To the safety officers and mentors and foreman who keep **Open Shop** running smoothly, thank you for ensuring our shop remains a safe and welcoming place to learn.



- **First Fridays:** An enormous thank you to those that helped with setup/teardown/transport and sales. Our outreach brought talented, excited members to our fold.
- **Fellowship:** Finally, thank you to everyone who attends our **Membership Meetings**. The camaraderie, and specifically the inspiration shared during **Show and Tell**, is the heartbeat of this organization.

Whether you led a committee, swept the floors, or simply shared a tip with a new woodworker, you made a difference this year. Thank you for making the KCWG such a special place.

Brian Rorabaugh
 Vice President of
 Information Services
upinfoservices@kcwg.net



MEMBER PROJECTS - HENRY HEALEY & RICH HERBST



Henry Healey

Carved Owl

Materials Used: Tupelo

Finish Used: Acrylic



**Photos Courtesy
Neal Ray Shoger**

Steve Hendren
Eagle

Materials Used: 6" x 6" Cedar Post

Finish Used: Spar Varnish

Points of Interest: Chainsaw Carving

MESSAGE FROM THE SAFETY DIRECTOR

Looking ahead to the holiday season, it is always a good time to reflect on the year's Safety Committee accomplishments and to say "thank you" to the many people who make our safety committee continue to operate effectively.

Throughout 2025, the Safety Committee has continued to work on creating new Safety Video content and to update or upgrade shop safety rules (a lot more work has yet to be done for us to publish a 'new and improved' *Safety Rules for the Shop* booklet [Note – this goal will be achieved in the new year]). We also focused on what I refer to as 'Public or Life Safety' (e.g., placing our automated external defibrillator [AED] back in service, offering



CPR and AED training to the Shop Foreman group, developing tornado and fire evacuation procedures). Additionally, the Safety Committee continues to support the Rough-to-Ready (R2R) effort by integrating safety-related instruction into those sessions and, of course, conducting Safety Orientations sessions on a monthly basis for new members.

As pleased as I am with the progress we've made, this final message of the year from the Safety Director would not be complete without taking time to mention the contributions of the members of the KCWG Safety Committee. I am particularly proud of, and grateful for, the support, counsel, and the contributions of this group. I have come to know each member of the team very well and have great respect for each one of them. Please allow me to brag a little about this dedicated group of individuals.

Denny Sondgeroth – perhaps the greatest contribution Denny makes to the Guild and the Safety Committee is his vigilant management of the Safety Test required for all new members to take and successfully pass. Denny diligently and effectively carries out this labor-intensive task on a monthly, if not weekly (and sometimes daily) basis. We couldn't conduct R2R sessions or Safety Orientations without Denny's hard work. In the true spirit of continuous improvement, Denny has tenaciously been working to update and streamline our Safety Test. Early in 2026 he will be leading the Safety Committee through the final review and 'Testing' of the new Safety Test; once the review process is complete, he will be launching 'Version 4' of the test. Denny also continues to provide invaluable advice and guidance on all matters that come before the Safety Committee. My thanks and deep appreciation go out to Denny. The Safety Committee couldn't function without him.

Ed Stewart – Ed is not only a delight to work with, but he provides encouragement to me and adds needed critical analysis and critique throughout the Safety Committee's deliberation of key issues. He is a reliable and consistent contributor to Safety Committee activity. His involvement in and interaction with the R2R instructors has been extremely beneficial to the committee. Ed serves as a Shop Foreman, one of the co-leaders of the CNC SIG, he is an R2R instructor, and a member of the Safety Committee. Talk about dedication to the Guild and its programs! He is an asset to me and Guild; we're lucky to have him among us. My thanks and deep appreciation go out to Ed for all he has done for me and Guild.

Ron Lomax – Ron made a decision earlier this year to scale back his formal leadership involvement by stepping down from the Safety Committee. But before he stepped down, Ron led the effort to write and finalize a safety video script related to safe

Continued on Page 9

KU FIELD STATION SERIES

An Ode to Eastern Redcedar

Juried Exhibition - Call for Entries



The KU Field Station celebrates the Rice Woodland Trail with a juried exhibition at the Lumberyard Arts Center featuring works crafted from eastern redcedar wood.

Entry Details:

- One entry per person
- \$15 entry fee
- Intent to enter form must be submitted by **April 4**
- Must fit within a 3'x3'x3' display area - smaller works are encouraged due to limited gallery space. If size is uncertain, please email photos to director@lumberyardartscenter.org for approval. Pending number of entries and available space, LAC reserves the right to limit participation.
- Name of artist, title of work, medium, price (if for sale), contact information, must be attached firmly to entry.
- Entries will be accepted **April 13-17** by appointment or during open hours (Wed-Fri, 1-5 PM). Please email the director at director@lumberyardartscenter.org to confirm drop-off time.
- Pickup by appointment following the close of the show, or by prior arrangement.

Exhibition Information:

- The gallery exhibit will run from April 25 through May 23. Visit during open hours (Wed-Fri, 1-5PM, Sat. 10AM-12PM)
- Reception will be held April 25, by invitation only. Awards will be presented.

Awards:

- Best in Show - \$200
- Best Use of Wood - \$100
- Original Design - \$100
- People's Choice - \$100

"Intent to Enter" form due by Saturday, April 4.
Find form at LAC website or via Facebook event "An Ode to Eastern Redcedar"



SOCIETY OF
AMERICAN
FORESTERS
SINCE 1898

THE UNIVERSITY OF
KU KANSAS

Kansas Biological Survey & Center for Ecological Research
Department of Visual Art



CHOTEAU CREEK



LUMBERYARD
ARTS CENTER



KANSAS
FORESTRY
SERVICE



KANSAS
FORESTRY
ASSOCIATION



KANSAS
DEPARTMENT OF
WILDLIFE, PARKS
& TOURISM



KANSAS STATE
UNIVERSITY
EXTENSION

KANSAS STATE
UNIVERSITY | Extension
Douglas County

www.lumberyardartscenter.org

Continued from page 7

use of router tables. I had the privilege of working directly with Ron to put the finishing touches on that script and I must say I learned a lot from him on router table safety (a subject I thought I knew well, but I was humbled and surprised at what I didn't really know or understand). I am proud of the final product we produced, and I cherish the experience of working with Ron on this project. My thanks and deep appreciation go out to Ron for his contributions to the team.

John Sloss – as a former Safety Director, John fully grasps the importance of the role safety plays at the Guild. John has been a reliable and passionate safety champion within our organization. John has also carved out a unique niche within our committee by focusing on carrying out some of the important, but underappreciated tasks related to Shop safety (e.g., ensuring a supply of push sticks, push blocks, push pads, and first-aid supplies, performing periodic inspections of our AED, and designing and creating new-and-improved designs of push blocks for our large jointers). John has also provided invaluable counsel to me and the rest of the Safety Committee. I can always count on his attention to detail and thoughtfulness in reviewing and providing feedback on newly proposed Safety Committee initiatives. Much like Ed Stewart, John serves as a Shop Foreman, is a frequent Safety Orientation instructor, an R2R instructor, and a member of the Safety Committee. He is an asset to me and Guild; we're lucky to have him among us. My thanks and deep appreciation go out to John for all he has done for me and Guild.

Ron Haw – as Vice President of the Guild, Ron is a standing member of the Safety Committee, based on his VP role. Yet he lends his presence and credibility within the Guild to raise safety-related issues that we need to address, provide vital counsel to me and the rest of the committee, and to help us implement new initiatives and policy. He has become an indispensable enabler and driving force for creation of our new safety videos. He is always willing to help fill gaps in the committee's

ability to complete projects. My thanks and deep appreciation go out to Ron for mentoring me as the Safety Director and for all he has done for the Guild.

Chuck Saunders - like the Vice President, as Director of Assets, Chuck is a standing member of the Safety Committee, based on his role. However, Chuck has enthusiastically and consistently embraced his role within the committee. He is a reliable and engaged 'Go-To Guy' for all things relating to machinery, hand tools, and the Shop facility. Chuck's leadership and coordination of the Shop Foreman group have proved to be vital to many of the projects we have worked on this year. Chuck holds many very strong opinions, but he possesses sound judgement, which I trust. He is an asset to the Guild, and I count myself very fortunate to be able to work closely with him. Thank you, my friend, for all that you do to support the Safety Committee.

As 2025 draws to a close and we look to the new year, this is still much to be done to strengthen the KCWG's Safety program. My wish is for a Merry Christmas and Happy New Year to all. Here's looking forward to the journey ahead next year!

Steve Hicks
Director of Safety
dir.safety@kcvwg.net



MEMBER PROJECTS - CRAIG ARNOLD & KEN GRAINGER



Craig Arnold

Wife's Mug Rack

Materials Used: Red Oak and Metal Hooks
Finish Used: Medium Walnut and Two Coats of Danish Oil

Points of Interest: Full Size Lattice Pattern
Challenges Encountered: Concealing the French Cleat

**Photos Courtesy
Neal Ray Shoger**

**Ken Grainger
Necklace Rack**

Materials Used: Purpleheart - White Wood
Purple Dye

Finish Used: Polyurethane



PLEASE WELCOME THESE 22 MEMBERS WHO JOINED THE GUILD IN LATE NOVEMBER & EARLY DECEMBER

FIRST NAME.....	LAST NAME.....	HOMETOWN.....	STATE.....	MEMBERSHIP
Ray	Cook	Independence.....	MO	Sawdust.....
Alexander	Gareis.....	Grandview	MO	Sawdust.....
Christopher.....	Gleason.....	Kansas City	MO	Sawdust.....
Sarah	Harris	Kansas City	MO	Benefactor.....
Kyle.....	Hlavacek	Kansas City	MO	WW+
Bryan	King.....	Kansas City	MO	WW+
Paul	Kuhl	Kansas City	MO	Sawdust.....
Bill	Lane.....	Liberty.....	MO	Regular.....
Tina	Leigh.....	Overland Park	KS	Sawdust.....
Brett	Long.....	Kansas City	MO	Sawdust.....
Christopher	McKinney.....	Kansas City	MO	Sawdust.....
Benjamin.....	Mitchell.....	Lees Summit	MO	Sawdust.....
Chris.....	Moore	Overland Park	KS	WW+
Raechel	Oblen	Grandview	MO	Sawdust.....
Tyler	Page.....	Kansas City	MO	Sawdust.....
Dalton	Peterson	Kansas City	MO	Regular.....
James	Ramirez.....	Kansas City	MO	Sawdust.....
Andrea.....	Ring	Kansas City	MO	WW+
Christian	Steciuch	Kansas City	MO	WW+
Tom	Vece	Weston.....	MO	WW+
Konnie	Wells	Kansas City	MO	WW+
Cameron.....	Wohlfeil.....	Kansas City	KS	Sawdust.....

CURRENT MEMBERSHIP ⇒ **895**

MEMBERSHIP RENEWAL 2026

We are headed down towards the end of 2025 and renewal for 2026 is now open. If you have not renewed yet, please take a moment and do so. We are looking forward to seeing you sawing and sanding away with us in 2026. Don't forget, we have the \$ 10.00 discount to renew early. For those that have renewed, I am doing my best to get those 2026 membership cards in the wooden index box on the membership counter for you. If you don't see your name yet, check back and I should have it available for you shortly.



Carole Shelton
 Director of Membership
dir.membership@kcwg.net



involved in the development of many of the classes, including Basic Woodworking, Intermediate Woodworking, Introduction to Hand Tool Woodworking, and the Building Wooden Toys class. Even after he stepped down as Training Director, Dave would still come back to every Basic Woodworking class and share a small piece of his knowledge on wood selection.

As you have probably heard, the Guild lost one of the pillars of its community this past year. Like many at the Guild, I am proud to say that David Kraatz was a mentor and a friend to me. In May 2024, when I officially became the Training Director for the Guild, I wrote a bit about my woodworking journey, and Dave featured prominently. Here is what I wrote:

“One of my first interactions with the Guild was signing up for the Basic Woodworking class...a step that many members of the Guild have taken. It was during that class that I was introduced to David Kraatz, who has been vital to my development as a woodworker. I remember coming home after one of our classes and informing my wife that I wanted to sign up for any and all classes taught by Dave. I told her that he is such a wealth of woodworking knowledge that even if I can gain only a fraction of what he knows, I’d be a much better woodworker.”

I still stand by those words. If I can only gain a fraction of what Dave knew, I would be a much better woodworker. I can also say that he is a large reason why I became as involved with the Guild as I have.

Dave has touched many of us at the Guild and he’s had a huge impact upon the Guild that we all enjoy today. I know that he was personally

When we look at the vibrant training program that we have, much of it is due to Dave’s efforts. It is just one of his legacies at the Guild.

Upcoming Classes

Looking ahead, there are a number of classes that we’re offering.

Basic Woodworking

We will be offering the Basic Woodworking class starting on **January 15th**. This ten-week class meets on **Thursday evenings, 7-10 p.m.** and concludes on March 26th. This course is designed to provide a basic introduction for adults with little or no prior experience with tools, materials and woodworking machinery. During the course of ten weeks, students will plan and build three projects. The projects are geared to provide hands-on practice in:

- Choosing materials
- Preparing and joining wood parts
- Cutting precise joints
- Creating dado joints and grooves
- Machining multiple component parts
- Mortise and tenon joinery
- Cross lapping
- Gluing

The course ends with an overview of general

Continued on Page 14

MEMBER PROJECTS - DAVID ROTH & BRUCE KUNZ



David Roth

Intarsia Stallion

Materials Used: Walnut and Wenge

Finish Used: Boiled Linseed Oil and Catalyzed Satin Laquer

**Photos Courtesy
Neal Ray Shoger**

Bruce Kunz

Stick Chairs

Materials Used: Cherry

Finish Used: Milk Paint

Points of Interest: Hand Tapered Sticks

Challenges Encountered: Lots of Handwork



Continued from page 12

furniture and cabinetry finishing processes, tips, and techniques. It's a great course for those who are new to woodworking or have finished the Rough to Ready class and want to take the next step.

Enrollment started on **December 2nd**. As of the writing of this article, there were still wait slots available.

Stick Chair Class

Grace Ambrose and Alex Bear are going to teach their Stick Chair class again this year. Grace and Alex have both taken the Christopher Schwarz class and now they are bringing their knowledge and experience to the Guild.

Taking Christopher Schwarz's *The Stick Chair Book* as a jumping off point, students in this class will use a small kit of hand tools (with some assists from power drills and the band saw) to build a comb-back stick chair. This vernacular form of furniture is beautiful, comfortable, and endlessly customizable. This class will provide a foundation to the fundamentals of chairmaking that will allow students to go out and build chairs of their own design — no trigonometry required!

This is a fast-paced course — students may be expected to complete some work outside of class time in order to stay on track. The instructors will host office hours during Open Shop at the Guild to provide assistance.

This ten-week class is also going to meet on **Thursday evenings, 7-10 pm**, starting **January 15th** and running until March 26th.

Enrollment started on **December 2nd**. As of the writing of this article, there were still slots available.

Practical Drawing for Craftspeople

In this drawing class, Guild member & artist Kacey Ziegler will share her secrets and train you to draw objects confidently. You'll never utter "I can't even draw stick figures" again! No prior drawing

experience necessary; this class will start from scratch and focus on the skills that best support object-making and creative ideation. We will delve into drawing from observation, imagination, and reference as well as ways to combine all three to make your woodworking better. You will come away with a bound sketchbook, a couple good drawing pens, and a confident baseline for developing your own drawing skills to meet practical ends...and beyond!

This class meets **January 17th** (10 a.m.-1 p.m.) & **18th** (10 a.m.-1 p.m. at the shop followed by an excursion to the Toys and Miniature Museum, 2-4 p.m.).

Enrollment opened on **December 9 at 7 p.m.** There may still be slots available.

Craftsman Picture Frame


Frequently, when people think of picture frames, they think of miter joints. Yet, there are lots of ways to make picture frames without the dreaded miters. In this class, Suresh Narayan will lead students to explore other types of joints used with picture frames, including lap joints and through tenons. This is a great class for beginners and experienced woodworkers to expand their repertoire of joints. In addition, participants will come home with a pair of beautiful, hand-crafted picture frames.

This class meets on **Saturday, January 25, 9 a.m. – 2 p.m.** and opens for enrollment on **December 16th at 7 p.m.**

Introduction to Vectric Vcarve Pro

If you ever wanted to learn to use the CNC but found the software intimidating, this class is for you! Ed Stewart is again leading this popular introductory course, designed for the individual with little to no experience with CAD/CAM software who wants to learn basic programming for the Guild CNCs. If you have experience with other CAD/CAM software such as

Continued on Page 16

MEMBER PROJECTS - GEORGE REXROAD & MATT NOWAK

George Rexroad
Motorcycle Puzzle
Materials Used: Poplar
Finish Used: None

Matt Nowak
Yarn Bowl

Materials Used: Poplar and Oak
Finish Used: Wax and Oil
Challenges Encountered: Scrollsaw



Photos Courtesy
Neal Ray Shoger

Continued from page 14

AutoCAD or Fusion 360, this course will probably be too basic.

The course will cover selected design tools and toolpaths necessary to successfully produce projects on the Guild CNCs. The course will consist of both lecture and hands-on experience in the classroom and supplied videos from Vectric that can be reviewed at home.

Weekly projects will be assigned to be completed outside of class to reinforce the topics covered in the classroom.

This class runs on **Tuesdays and Fridays, 6:30-9 p.m.**, from **February 2 to March 3** in the Classroom. It opens for enrollment on **Tuesday, January 6 at 7 p.m.**

Stained Glass Suncatcher

Learn the fundamentals of creating stained glass art! I am very pleased to be offering this workshop. As a few individuals have discovered, stained glass often pairs well with woodworking to create unique and colorful projects. In this workshop, Darleen Schillaci will introduce students to the steps required to create their own unique stained glass suncatcher from start to finish. Students will select a pattern from several design options and then choose their glass to create a one of a kind stained glass suncatcher. Darleen will cover the copper foil method technique, including cutting, grinding, soldering and hanging the final piece.

This class meets on **Sunday, February 8, 12-6 p.m.** and opens for enrollment on **January 6th at 7 p.m.**

Knife Making

If you have taken a knife class in the past and want to expand your knife arsenal and knife building skills, this is a great class to help you accomplish both goals. In this class, you will get two 3.5" paring knife frames, scale materials to choose from, aluminum pins, a set of carving burrs and a package of Micro Mesh sanding pads. Unlike past knife classes, you will receive

2 knives with the goal of finishing one in the class and having all the necessary tools and skills to build the second knife on your own. These knives are from the same company that makes beautiful Damascus style knives and happens to be a Guild sponsor. Katsura Cutlery has supplied us with knife blanks over the years, and you can rest assured, these paring knives will last you for generations. The knives come in a presentation box that you will be able to keep your finished knife in and are great for giving as a gift to a loved one or a friend.

This class meets on **Saturday, February 21, 8 a.m-1 p.m.** and opens for enrollment on **January 13th at 7 p.m.**

Hand Planes for Novices

For those of you who've been craving more classes on hand tools, I'm happy to announce that Chris Fontaine is going to lead a 2-day workshop on hand planes. In this class, students will learn how to tune, sharpen, and use hand planes while building a precision shooting board they'll take home and use for years. This two-session, hands-on class will cover plane anatomy, sharpening fundamentals, plane technique, and accurate layout. Students will then build, tune, and practice using their own shooting board for easy, square, repeatable end grain.

This class meets on **Saturday, February 28 and Sunday, March 1, 8 a.m-12:30 p.m.** and opens for enrollment on **January 20th at 7 p.m.**

Build Your Own High-Top Patio Table Using Practical Stereotomy with Patrick Moore

Last, I want to put in a reminder that Patrick Moore is going to be at the Guild **October 26-30** to lead a five-day session on building a high-top patio table. Yet, as impressive as the table is, I think the real selling point of this class is the opportunity to learn about the technique of Stereotomy. As I wrote in the last newsletter, Patrick is going to teach students to combine

Continued on Page 18

MEMBER PROJECTS - PAUL MENNING & JOHN MCKEE



**Photos Courtesy
Neal Ray Shoger**

Paul Menning

Watch Box

Materials Used: Wenge and Aspen

Finish Used: Odies and Renaissance Wax

Points of Interest: Plough Plane Mitered Corners

Challenges Encountered: Wenge! Hard!

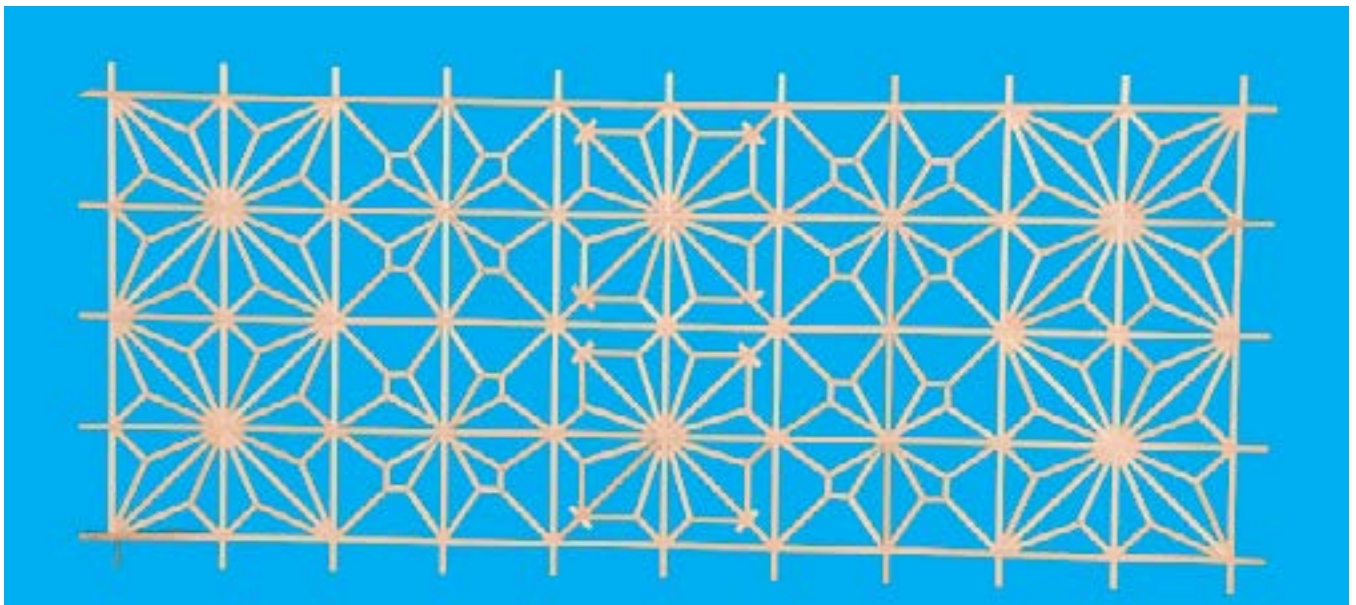
John McKee

Kumiko Example

Materials Used: Basswood, Curly Cherry

Points of Interest: Panel has 1,152 handcut angles and 304 individual pieces

Challenges Encountered: Hexagonal grid angle accuracy compounds errors!



Continued from page 16

geometry and craftsmanship to solve complex layout challenges. The project he'll introduce to the class incorporates a repetitive "Mandala" pattern, where each element interlocks to form a cohesive, self-supporting structure. Mark your calendars now. This is a class that you won't want to miss. And keep watching the newsletter for more information.

That's it for this month. As you can tell, we're starting 2026 off with quite a few opportunities. See you in the Shop!




Rich Higgason
Director of Training
dir.training@kcwg.net

DECEMBER LIBRARY NEWS

The Library has had a good year. We have added donated books to the online catalog. We now have over two thousand books and dvd's in the catalog. We still have donated books to add and will be working on those next year. We will be reviewing our magazine digital archive holdings and will update those still in publication when we are several years behind and when they are offered at a discounted price.

We have a number of dvd's that are not in the online catalog. We will see about making a list of those. We do have a dvd player in the Library and you are welcome to use it to view our dvd's.

If you have any questions about the Library or want to meet me in the shop to discuss a Library issue, email me or we can talk if you see me in the shop.



Don Steel
KCWG Librarian
dir.librarian@kcwg.net

SIG-NALS FROM THE SHOP



CNC SIG - No Meeting in December

Carving SIG - No Meeting in December

Laser Engraver SIG - No Meeting in December

Hand Tool SIG - No Meeting in December



Lance Wilson
Director of Special Interest Groups
dir.sigs@kcwg.net

TAYLOR TOOLWORKS



VISIT TAYLOR TOOLWORKS at
WWW.TAYTOOLS.COM

MEET YOUR GUILD AMBASSADORS

Did you know we have a fantastic group of people in our community that want to help you learn your way around the Guild. Are you looking for that person with specific knowledge for your project? Seeking to understand the why's and who's of the Guild? Come find an Ambassador! We can help you get from point A to point B. If we don't know ... we'll go find out!

Ambassadors@kcwg.net



Carole Shelton



Glenn Carney



Kitzi Dingley



Kurt Battles



Mike Jones



Steve Hicks



Suresh Narayan



Talon Spittles



Terry Johnston



Susan Lawlor



Carole Shelton
 Director of Membership
dir.membership@kcwg.net

CHRISTMAS DINNER

I am excited about the Holiday Dinner which serves as our December meeting. Looks like we have a pretty good number of guests so that means there will be lots of great desserts as usual. The one thing that we need in advance is for enough folks to show up early on Wednesday to clean up the shop, move things around, and set up tables and chairs. We will start working at 9 and could easily be done by noon so that there is plenty of time to go back home to get ready for the evening activities. Obviously, the room will not clean and set itself up without help from some of our members.

The meal will be great, of course. This year we will have cloth tablecloths on the tables with festive decorations and we will have metal dinnerware instead of plastic. We have a great team planning this event, but as I say, we need your help in the morning to get ready.

There will be a lot of new faces at the dinner because we simply do not know all of our spouses and family. So, as an ice-breaker, we will set a game box on each table of 6 for you to get to know each other a little faster by having some fun by rolling the exciting dice and taking down the numbered tags inside. Lowest score wins each round. It will also help pass the time as you are waiting to get in line to get your dinner. By the way, all of these boxes are hand-made right here in the shop and may be available as a present if you like them enough to take home.

We have planned lots of room between tables so that you can easily move around. While you are up, please check out the items in the People's Choice

area and vote. There are 6 categories this year, so bring your best work to include in the contest. There will be a small award for each category winner.

I know that there are some nice items in the Silent Auction and they are all donated and 100% of the income goes to offset costs for the Guild, plus you get to take home a really nice item if you are the top bidder. Vote early and vote often.

This year we will draw numbers or name tags during the evening so that you can visit the Handtool Room where lots of unwrapped presents will be available from which you can choose to take home something for yourself. These are all items made by our members. There's no extra cost. It's all included as part of the evening and we hope that you find something nice to take home. There is quite a range of items available.

And yes, we would appreciate if some of you can stick around to help take down the dinner set-up after the festivities. That's why we are starting earlier at 6 p.m. this year to allow you to get home at a decent time. The Holiday Dinner is a huge event that is a lot of fun, but it does not happen without input from members. I'm looking forward to a fun day of activities and I hope to see you there.

Thanks,



Matt Nowak
Director of Events
dir.events@kcwg.net

SPONSORSHIP NEWS

It's been a few months since our last Sponsorship update, and during that time many exciting developments have taken place that have greatly benefited the Guild.

In early November, we focused on participating in the **War Horses for Veterans Fall Harvest Market**. Many Guild members contributed by providing products to be sold at the event. Thanks to everyone's hard work and generosity, we created an impressive display and successfully sold nearly **\$1,500** in products—resulting in a **donation of over \$300** to War Horses for Veterans. Thank you to all who participated. All unsold items have been returned to the Guild and should have already been picked up.

Additionally, we took part in another **Channel 5 KCTV Live** morning show segment, this time promoting the **KCWG Santa's Workshop**. Feedback indicates that the segment was well received and helped bring several attendees to the event. We are also hopeful that it generated new interest in Guild membership.

Looking ahead, Sponsorship will be refocusing our efforts on securing **financial sponsorships** to help keep membership dues in check. We will also be reaching out to companies interested in donating products to the Guild and offering discounts to our members. Several parties have already expressed strong interest in supporting KCWG.

Please remember that the Guild is a **501(c)(3) nonprofit organization**. If you—or someone you know—would like to make a tax-deductible donation, it would be greatly appreciated and will directly support improvements to the Guild.

We are looking forward to a productive and successful **2026**. Thank you to all of you for being a member of the best deal in Kansas City—**KCWG**.



Mike Blake
Director of Sponsorship
dir.sponsorship@kcwg.net

MEMBER PROJECTS - MATT NOWAK



Matt Nowak

Hand Drum

Materials Used: Walnut and Bison Hide

Finish Used: Oil

Points of Interest: Winding on back of drum

Challenges: Stretching the rawhide

Photos Courtesy
Neal Ray Shoger

CHAMPIONS IN WOODWORKING – RICH HIGGASON

There are so many people who donate their time to our Guild and keep it going it's hard to keep count! A while back when I put the yellow name badges up for Board and Leadership recognition, a Guild member was watching. He came over and asked me if those were the wheels. I'm sure I looked perplexed ... and then he said, the wheels that keep this place going! That description stuck with me and now I think about that all the time.

So! ... because we are wrapping up 2025, I decided to end the year with one of our monster truck wheels!

This month's Champion is Rich Higgason!! Rich is not a squeaky wheel; he just puts the rubber to the road and gets it done. If you have ever taken a class here, that's Rich ...

easily thinking out every detail. All the items needed for the class, how many people the class can hold, how much wood, glue, tools, hardware, glass... He just glides through and makes it look so easy. I never thought about class planning too much until I joined the Leadership committee. Rich would have his class list ready for discussion, 3 or 4 pages of what's in the works and what's completed. The first time I saw it, it blew my socks off! The class line up, the class development, scheduling teachers, making sure there were no conflicting dates with other events, etc. Holy Cow!! It hurts my head just thinking about it!!

Rich and I have become friends, and I am grateful for that friendship. Every once in a while, he calls me special ... (but I'm pretty sure it's that "her cheese has

slid off her cracker" type of special...) He's got a bit of a mischievous streak in him and other than giving me and others a bad time, they don't make them more humble, thoughtful and considerate than Rich. His concern for every student, every class to be all it can be and frankly every experience he touches in the Guild is well thought out and genuine. And when he is committed to an idea in the Leadership committee, clear the deck, you know it!!

He is our well-balanced wheel in our community, and he truly is one of a kind.

Rich lives in Oak Grove with his wife, Merri-Ann. They have 2 grown children out in the world and have a small farm with horses and chickens ... and a woodshop! (surprise!)

I welcome all of you to please join me in a huge shout out and slap on the back (maybe with a sticky note with the words "kick me!" on it for calling me special.) for Rich Higgason!

In all seriousness, he is an incredible human and his contributions are staggering. The amount of knowledge, camaraderie and friendships built in these classes are the backbone of our Guild.

Rich, ... we all are so grateful.



Carole Shelton

Director of Membership

dir.membership@kcwg.net

**VISIT
THE KANSAS CITY
WOODWORKERS' GUILD
ONLINE AT
WWW.KCWG.ORG**





EXCLUSIVE MEMBERS OFFER

SAVE ON ENTIRE STORE

25%

COUPON CODE:

KCWG25



WWW.RX-SAFETY.COM

**OUR NEXT MEMBERSHIP MEETING
IS THE HOLIDAY DINNER!**

**THE DINNER WILL BEGIN WITH A SOCIAL
HOUR HELD AT THE KCWG SHOP AT
1717 WASHINGTON ST ON
WED, DEC. 17TH, BEGINNING AT 5PM**



I'm back with a roundup of inspiring wood art! I took a recent trip to Santa Fe and wanted to share some findings from my museum & gallery excursions.

Firstly, [an exhibit of Gustave Bauman's work at the New Mexico Museum of Art](#) included stunning woodblock prints, small carvings and wooden painted marionettes, as well as furniture. His versatility was inspiring and I loved the stylization of each piece as well as his color palettes (seriously, to die for!). If you can get your hands on the exhibition book, books of his prints, or the book on his carved marionettes, you won't regret it!



Continued on Page 27

Bloomer



Hardwoods

Products Available at Bloomer Hardwoods

- Ash 4/4 & 8/4
- Cedar Aromatic
- 4/4, 8/4, & 12/4
- Cherry 4/4, 8/4 & 12/4
- Maple 4/4
- Pecan 4/4 & 8/4
- Red Oak 4/4 & 8/4
- Walnut 4/4 & 8/4
- White Oak 4/4
- Plywood for Cabinets
- And many other Local Hardwoods

Offered Services

- Log Milling
- Custom Drying 20,000 bf
- Planing
- Straight lining
- Glued Panels
- Wide Belt Sanding
- Profile Replication
- Custom Moulding
- Template matching of existing pattern

Phone: 816.330.3596

13585 45 Highway, Platte City, MO 64079

Hours: MONDAY - FRIDAY 8:30AM - 4:30PM

Continued from page 25

I also loved the details on these pieces from the New Mexico Heritage Arts Museum; the column and door on this house from 1780(!), along with this chair and carved chest.



Lastly, a contemporary artist doing some really fun work and letting the character of wood have a heavy influence in his pieces was Matthew Rosenquist. <https://www.matthewrosenquist.com/>



Keep sending me shots from the shop and the projects you're working on!

Kacey Ziegler
Director of Social Media
dir.socialmedia@kcwg.net



DECEMBER 2025 OPEN SHOP SCHEDULE

day	December Date	9am	10	11	12	1	2	3	4	5	6	7	8	9pm
Monday	December 1			Dom Fiorella			Ron Haw					Gary Strohm		
Tuesday	December 2	Gary Creek			Craig Arnold								Kara Paris	
Wednesday	December 3	Barb Hinton				Art LaGrange						LC Meeting		
Thursday	December 4	Gary Mielke										Training		
Friday	December 5						Rick Chandler							
Saturday	December 6	Mike Jones					Basic Skills Class Free Just Show Up		George Rexroad					
Sunday	December 7		Chuck Saunders					Chris McCauley						
Monday	December 8	John Sloss				Ron Haw						Woodturners General Meeting		
Tuesday	December 9	Matt Nowak			Ron Lomax			Craig Arnold				Roland Mohler		
Wednesday	December 10	Bob Caldwell				Mike Blake						Rich Higgason		
Thursday	December 11	Gary Mielke										Training		
Friday	December 12		Curtis Alexander				Ed Stewart							
Saturday	December 13	George Rexroad				Norm Carpenter								
Sunday	December 14		Rob Young					Mark Waugh						
Monday	December 15	Jerry Thompson					Ron Haw					Gary Strohm		
Tuesday	December 16	Gary Creek			Craig Arnold									
Wednesday	December 17	Setup for Christmas Dinner Meeting Start Time will be announced				Setup for Christmas Dinner Meeting				General Meeting				
Thursday	December 18	Gary Mielke										Training		
Friday	December 19	Terry Humphries					Jon Lunde							
Saturday	December 20	Tom Smoller												
Sunday	December 21		Chuck Saunders					Chris McCauley						
Monday	December 22	John Sloss					Ron Haw					Kolton Stimpert		
Tuesday	December 23	Matt Nowak			Ron Lomax			Craig Arnold				Roland Mohler		
Wednesday	December 24	Bob Caldwell				Mike Blake								
Thursday	December 25	Christmas Day No Open Shop		Christmas Day No Open Shop			Christmas Day No Open Shop			Christmas Day No Open Shop				
Friday	December 26						Ed Stewart							

TENTATIVE

JANUARY 2026 OPEN SHOP SCHEDULE

Day	January	Date	9am	10	11	12	1	2	3	4	5	6	7	8	9pm
Thursday	January	1	Gary Mielke									Training			
Friday	January	2						Rick Chandler							
Saturday	January	3	Mike Jones							George Rexroad					
Sunday	January	4		Chuck Saunders					Chris McCauley						
Monday	January	5			Dom Fiorella			Ron Haw				Gary Strohm			
Tuesday	January	6	Gary Creek			Craig Arnold							Kara Paris		
Wednesday	January	7	Barb Hinton				Art LaGrange					LC Meeting			
Thursday	January	8	Gary Mielke									Training			
Friday	January	9		Curtis Alexander				Ed Stewart							
Saturday	January	10	George Rexroad				Norm Carpenter			Safety Orientation					
Sunday	January	11		Rob Young						Mark Waugh					
Monday	January	12	John Sloss				Ron Haw					Woodturners General Meeting			
Tuesday	January	13	Matt Nowak			Ron Lomax			Craig Arnold				Roland Mohler		
Wednesday	January	14	Bob Caldwell				Mike Blake						Rich Higgason		
Thursday	January	15	Gary Mielke									Training			
Friday	January	16	Terry Humphries					Jon Lunde							
Saturday	January	17	Tom Smoller												
Sunday	January	18		Chuck Saunders						Chris McCauley					
Monday	January	19	Jerry Thompson					Ron Haw				Gary Strohm			
Tuesday	January	20	Gary Creek			Craig Arnold							CNC SIG 6:30		
Wednesday	January	21	Nik Hiremath				Tim Locke						General Meeting		
Thursday	January	22	Gary Mielke									Training			
Friday	January	23						Ed Stewart							
Saturday	January	24	George Rexroad				Don Steele			Joshua Baldwin					
Sunday	January	25		Rob Young				Handtool SIG		Wayne Peterson					
Monday	January	26	John Sloss					Ron Haw					Kolton Stimpert		
Tuesday	January	27	Matt Nowak			Ron Lomax			Craig Arnold				Roland Mohler		
Wednesday	January	28	Bob Caldwell				Mike Blake						Carving SIG		
Thursday	January	29	Gary Mielke										Laser SIG		
Friday	January	30										Training			
Friday	January	30										Norm Carpenter			
Saturday	January	31	Mike Jones												

Edited NOVEMBER 30, 2025

GUILD ACTIVITIES AT THE SHOP

Always check the Guild website before leaving home to be sure that a scheduled event is actually taking place.

There will also be times when the shop will be closed to open shop periods due to a special meeting, class or event. These closures will be clearly noted on the monthly open shop schedule and are typically highlighted by a color other than the green background that normally indicates an open shop period.

BOARD, LEADERSHIP, COMMITTEE & GENERAL CONTACTS DIRECTORY

President	Cal Hobbs	president@kcwg.net
Vice-President, Member Services	Ron Haw	vicepresident@kcwg.net
Vice-President, Information Services	Brian Rorabaugh.....	vp.infoservices@kcwg.net
Secretary	David Roth	secretary@kcwg.net
Treasurer	John Steyer	treasurer@kcwg.net
Member-at-Large.....	Craig Arnold	memberatlarge@kcwg.net
Director of Assets	Chuck Saunders.....	dir.assets@kcwg.net
Asstant Director of Assets	Glenn Carney.....	assist.assets@kcwg.net
Director of Events.....	Matt Nowak	dir.events@kcwg.net
Asstant Director of Events	Terry Johnston	assist.events@kcwg.net
First Friday Chairperson.....	OPEN	firstfridayschair@kcwg.net
Director of Library Services	Don Steele	dir.library@kcwg.net
Asstant Director of Library Services.....	OPEN	
Newsletter Editor	Stephan Vandenbroucke	newsletter@kcwg.net
Director of Membership	Carole Shelton.....	dir.membership@kcwg.net
Asstant Director of Membership	Jim Berard	assist.membership@kcwg.net
Director of Programs	Tom Vece	dir.programs@kcwg.net
Asstant Director of Programs	Tim Locke	assist.programs@kcwg.net
Director of Publications & Printed Materials	OPEN	
Asstant Dir of Pubs & Printed Materials	OPEN	
Director of Safety.....	Steve Hicks	dir.safety@kcwg.net
Asstant Director of Safety.....	OPEN	
Director of Social Media.....	Kacey Ziegler	dir.socialmedia@kcwg.net
Asstant Director of Social Media	OPEN	
Director of Special Interest Groups	Lance Wilson	dir.sigs@kcwg.net
Asstant Director of Special Interest Groups..	OPEN	
Director of Sponsorship.....	Mike Blake	dir.sponsorship@kcwg.net
Asstant Director of Sponsorship	Allen Lisko	assist.sponsorship@kcwg.net
Director of Training.....	Rich Higgison.....	dir.training@kcwg.net
Asstant Director of Training.....	Brent Murphy.....	assist.training@kcwg.net
Director of Video Productions	Chris McCauley.....	av@kcwg.net
Asstant Director of Video Productions	Lindsay Byam	assist.av@kcwg.net
Director of Web Services.....	Scott Diffin	dir.web@kcwg.net
Asstant Director of Web Services	OPEN	
Guild Historian.....	OPEN	
Steering Committee Chairperson	OPEN	

ESSENTIAL LINKS & SERVICES

Kansas City Woodworkers Guild Website.....	https://kcwg.org
Guild Training and Available Classes.....	https://kcwg.org/classes/
Members Only Section (Password Rqd)	https://kcwg.org/member.kcwg.org
Place a Classified Ad	classifieds@kcwg.net
Project Storage Area (rental and questions).....	storage@kcwg.net
KCWG Facebook Page.....	https://www.facebook.com/kcwg
KCWG Videos.....	https://kcwg.org/videos
KANSAS CITY WOODWORKERS' Guild SPECIAL INTEREST GROUPS (SIG'S)	
Carving SIG	carvingSIG@kcwg.net
CNC SIG	cncSIG@kcwg.net
Hand Tool SIG	handtoolSIG@kcwg.net
Laser SIG	laserSIG@kcwg.net

Scroll Saw

A scroll saw is useful for cutting intricate curves. Scroll saws use thin, narrow saw blades similar to those used by coping saws and operate through a quick reciprocating up and down motion.



Safety Rules

1. Make sure your scroll saw is firmly secured to the stand, tabletop, workbench, or cabinet.
2. Insert the blade with the teeth pointing forward and down toward the table.
3. Maintain the proper blade tension.
4. Clear the table of everything but your workpiece and make sure all adjustment handles are locked before starting the machine.
5. Never reach under the table while the machine is running.
6. Support a large workpiece to avoid pinching and perhaps breaking the blade.
7. Adjust the saw's hold-down foot so that it presses lightly on the workpiece. Reset the hold-down for each new operation.
8. Hold the work firmly against the table.
9. The KCWG shop has variable-speed scroll saws; use the proper speed for the job and type of stock you are cutting.
10. Make relief cuts before cutting long or sharp curves.
11. Cut only workpieces that have flat bottoms that can rest on the table.
12. Do not cut a workpiece that is too small to be held and supported safely.
13. If your blade gets stuck, turn the machine off before backing out of the cut.
14. Use a "V" block to cut cylindrical stock.