

# WOOD WORDS

## FEATURED THIS MONTH

President's Notes.....	1
Training .....	2
Notes from the Shop.....	3
Safety .....	6
Remembering .....	14
Treasurer's Report .....	15



Kansas City Woodworkers' Guild

PUBLISHED BY THE KANSAS CITY WOODWORKERS GUILD \* 3289 MERCIER ST \* KANSAS CITY \* MO \* 64111

## PRESIDENT'S LETTER FOR AUGUST 2018

Recently, a lawsuit brought against the Guild by a former member was mediated to a conclusion. Neither the Guild nor the plaintiff was entirely happy nor fully disappointed with the outcome of the mediation.

The plaintiff alleged that the Guild is not transparent enough in disclosing to the membership the Board and Leadership Committee meeting minutes, resolutions, and financial reporting required by Missouri state law.

The Guild's attorney and an independent certified public accountant disagreed with the plaintiff's allegations.

The circuit judge ordered both parties to mediation. The conclusion of this mediation helped prevent the Guild from spending several tens of thousands of dollars in legal fees for trial preparation and appeals as well as

several years of court appearances. Our attorneys gave us an estimate of \$80,000 to \$120,000 for future legal and accounting work. In the future, the Guild leadership will offer to members a broader disclosure of the business workings of the Guild.

The mediation agreement can be viewed in the "Members Only" area of the Guild website.

If you have any questions, please ask a Board member. We will be glad to offer any assistance.



Sincerely,  
**Craig Arnold**  
 President  
 Kansas City Woodworkers' Guild


## TIME TO GET YOUR ELF ON!

**Y**es, I know. It's August. The temperature is in the 90's. Weekends at the lake. Summertime and the living is easy. But us woodworkers are already getting our elf acts together and starting to make plans for what we want to build. Now is the time to pull some of those plans together, get some supplies and make something that will be cherished for a long time.

Maybe this year you have had some time to take a KCWG class. You may have learned how to make a cutting board, one or more of 4 types of presentation boxes, a new fancy knife, a shop stool, two different kinds of bandsaw boxes, a carved bird, an animal puzzle, a spice box, a workbench, an Arts & Crafts Table, or added some Inlay to a favorite project. Of course, after taking the class, you made 1 or 2 more of those projects. Just to solidify your skills. So now you have a houseful of projects that would make excellent holiday presents. If you were able to get into one of the finishing classes, these are probably works of art by now. Perhaps you are still planning future projects like the Shaker box class or wooden tools class that re coming up.

Just in case you did not get to any of these, the Training Team has your back. We are bringing

back two Toy Making classes



where we will build the Kraatz trucks and train. Mike McCauley is also working setting up some classes for the fall that can help you get ready too.

If you are like me and all those important things seem to hit you at the last minute, we have a little bit of relief too. Dave and I will have Thursday nights December 6, 13, and 20 from 7p-10p as Open Shop, so you can come in and make those last minute finishing touches on your projects. We are also looking

for some 3-hour projects that you can do for that quick gift for others as well.

So dust off your parka, start pulling out the boxes of ornaments and holiday decorations, put some lights up around the house and get ready to fire up your woodworking skills. You got this!

In case you missed it, the August Skill Builder was expertly taught by a guy who claims not to be an expert. Jerry Thompson led the group through the use of the Leigh Dovetail jig. A fast and consistent way to cut dovetails and box joints, this jig is a 'go to' tool for many people who want to save time mass producing joints. Jerry shared his set up process, some of the pitfalls with using the jig, and some ways to stretch jig to get unique dovetail patterns. I would say that for the



Continued on Next Page (3)


Continued from Previous Page (2)

exception of a scribe line and great uniformity, I could not tell the difference between a hand cut dovetail joint and one cut with a router on this jig. Jerry says that he considers these hand cut anyway, because he uses

his hand to push the on trigger and guide the router. Apparently, inadvertently, we streamed this skill builder and shared the talents of Mr Thompson to an admiring internet audience. Not sure how that happened, but happy to bring our skills to a

broader audience and fulfill the guild's mission.

Happy  
Sawdust,  
**Norm**  
**Carpenter**  
Director of  
Training



## FROM THE SHOP

*Chuck Saunders Director of Assets*

**M**ore Time and New Foreman! Allow me to introduce our newest Foreman Rick Chandler. If you have taken Beginning Woodworking recently you know Rick for the assistance he gives that class. Rick will be taking over Roland's Tuesday evening timeslot while Roland, with a desire to work days, adds to the Wednesday daytime



*Rick Chandler*

Shop time. Now adding 3 hours to the 2nd and 4th (and 5th) Wednesdays following Bob Caldwell's morning timeslot.

Have I ever mentioned how enjoyable it is to work with hardwood? I know, I know, soft wood like Pine, Cedar, Spruce and Douglas Fir is less expensive and has so many great features missing in our hardwood. The way the pitch gums up saw blades and sanding belts is unmatched. Chisels with a bevel suitable for hardwood tends to crush rather than cut, resulting in a less crisp mortise. Since construction lumber is held to a higher moisture content (drying costs money) you get to joint your boards over and over as they continue to dry. A project is not finished until you finish it. Nothing

takes stain the way softwood does (except maybe birch) and what's the point of learning all these finishing techniques if you don't get to use them to avoid blotchy stain.



*Chuck Saunders*

Why do I care? Mainly the pitch gumming up the saw blades, sanding belts, planer and jointer cutterheads. Someone has to clean these tools and it's hard on the sanding belts plus the people at the carwash tend to stare.

Now don't get me started on reclaiming lumber...

**Took me all day yesterday but finally finished. A pallet I made from an old coffee table.**



# PHILLIPS SAFETY PRODUCTS, INC.



*Phillips Safety Products, Inc.*

## Specialized Industrial Safety & Medical Products

- Laser Safety
- Welding and IR Safety
- Radiation Protection
- Hot Glassworking Eyewear

Visit our website at  
[www.phillips-safety.com](http://www.phillips-safety.com)



Choose from a wide range of prescription safety glasses & other safety products.

Check us out at  
[www.rx-safety.com](http://www.rx-safety.com)



Eyeglasses starting at **\$27.00!**

For more information visit us at

[www.myeeyewear2go.com](http://www.myeeyewear2go.com)





# MEMBER PROJECTS



**Wayne Peterson**

**Spice Box**

**Materials:  
Walnut & Poplar**

**Finish:  
Shellac & Wax**



**William  
Johnston**

**Photo Courtesy  
Neal Ray Shoger**

## SAFETY RULES – THE FOUNDATION OF YOUR SAFETY AT THE GUILD

Every football team has “money” plays that they go to again and again. Every player on every team knows their role in those plays like the back of their hand. Much like that, our Safety Rules are intended to be studied and executed correctly again and again by our Green Name Badge members. Most of those rules we know by heart and through countless executions, but the rest of them deserve your review from time to time.

Our current version of the Safety Rules was developed through a lot of hard work and a lot of iterations by your Safety Committee. The rules are a distillation of many years’ worth of refinement, based on best practices in the field of woodworking and our members’ collective experience. The final product, along with a corresponding online Safety Test, was transitioned to in June 2017. Bob Edsall, Jerry Stanley and Denny Sondgeroth were our coordinators of this very significant project. Many hours of thankless edits and

revisions resulted in the version that we have today.

Just like any organization’s documentation, these Rules are only useful in fulfilling their intended purpose, if we use them. They’re available to you anytime you’re in the Shop and have a question about the safe operation of any given machine, as well as hand tools and handheld power tools. There are three laminated and spiral-bound copies hanging between the front two SawStop table saws, over the scrap bins and over the sanding table in the Bench Room. Additionally, there’s an enlarged version, framed page-by-page and perusable, over the scrap bin, as well.


In the next few months, we plan to start producing a short video of each machine’s most critical Safety Rules being demonstrated and described. These videos are intended to eventually be available for viewing on the KCWG website, as well as providing a couple of minutes of Safety Focus at some of our KCWG General

Meeting sessions. They could most certainly be incorporated into our Safety Orientation classes, as well.

Nothing says thank you to the Safety Committee like you taking the time to use this valuable resource to ensure that you do things as safely as possible in our Shop! Know the Rules! Follow the Rules! They are not negotiable or optional at the Kansas City Woodworkers’ Guild. (It’s like the old comedy album, *The First Family*, in which Bobby Kennedy asks Jack Kennedy about rules’ violations during a White House touch football game. President Kennedy’s response is, “When you play here, you play by my rules, or you don’t play at all. Why? Because it’s my ball, that’s why!”)

Thanks for your Focus on Safety!

**John Sloss**  
Director  
of Safety



## **FRANK PAXTON LUMBER NOW HAS LIVE EDGE HARDWOOD SLABS FOR SALE**

**Frank Paxton in Missouri now has availability to various species of live edge, hardwood slabs including Ash, Maple, Red Oak, Sapele, and Walnut. The Walnut and Ash are also available in rounds - circular cuts of a tree, with the live edge left on.**



**We have partnered with a local sawyer to provide our customers with these unique, one-of-a-kind slabs for a number of their special project needs. A variety of widths and lengths are available.**

**For more information call Paxton at (816) 627-4100  
or come on into our Woodcrafter's Store at 6311 St. John Ave  
(Belmont Blvd. and St. John Ave. in Historic Northeast Kansas City)**



## SAFETY BULLETIN



**E**ye safety is one of the highest priorities within the guild's shops. The rule on eye safety is this; **"Approved Safety Glasses will be worn at all times during Open Shop periods."**

Because work is taking place throughout the shop, there is no place devoid of risk from airborne debris. Our goal is to keep the shop a safe place to work and preserve an environment where we are all safe. We look forward to your cooperation.

Wear safety glasses with side shields when the shop is in operation, wherever you are in the shop and not just when you are using a machine. **Glasses must be ANSI Z87.1 rated and be stamped as such.**

They are not your regular glasses. They are not your regular glasses with snap on side shields. If you wear prescription glasses you know if you ordered safety glasses, because you had to special order them.

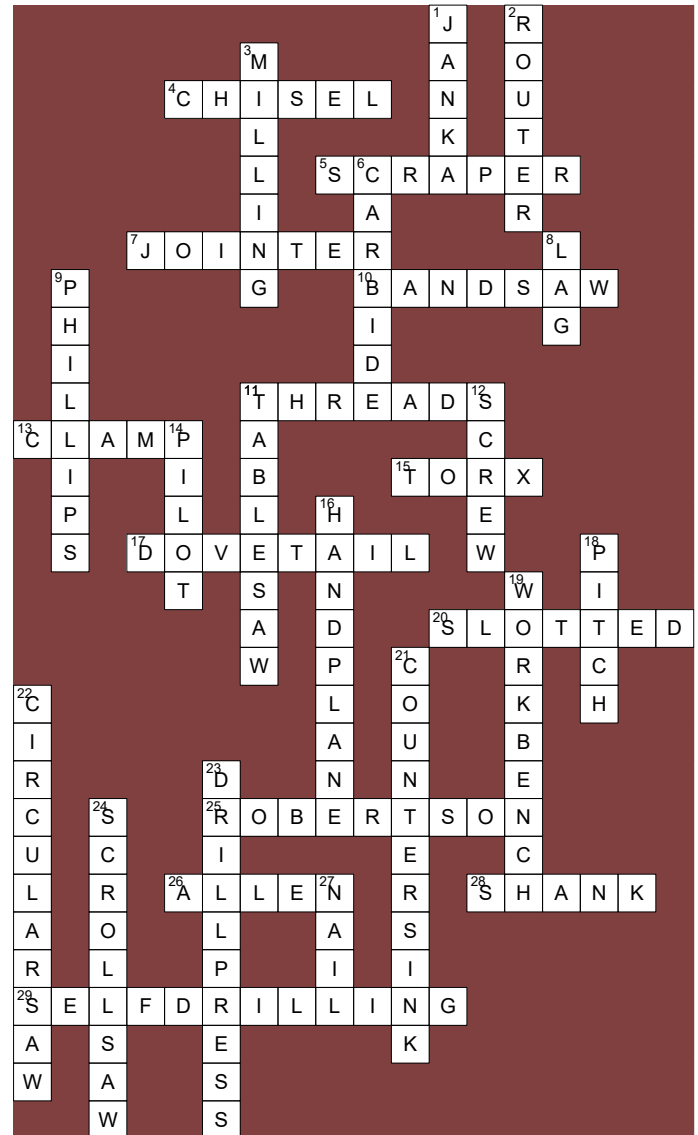
A few suggested sources for the specified safety eyewear are: Prescription (RX-Safety.com or any of the Phillips Safety websites). These websites offer a 25% discount to members of the guild. Non-prescription safety glasses are also available through Phillips Safety.

The foremen will offer gentle reminders although you will not be allowed to work in the shop without officially rated safety glasses.

The Safety Committee

## ANSWERS TO THE CROSSWORD PUZZLE PUBLISHED IN THE JULY ISSUE OF WOOD WORDS

**O**kay, remember the crossword puzzle that was in the newsletter last month? Well, here are the answers...Enjoy.



We need someone who has an interest in creating the answers and clues for future crossword puzzles in the newsletter. The process for doing this is very simple and can be done on an Excel spreadsheet or with a Table in Word. Email: [newsletter@kcwoodworkersguild.org](mailto:newsletter@kcwoodworkersguild.org) to claim the job.




## BOOKS I'VE READ THIS SUMMER

### Brief Book Reports

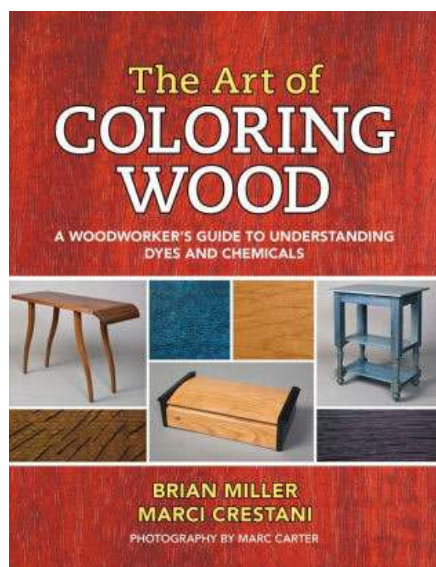
by Craig Arnold

I read just about any book on finishing I can find. Here are some I like:

One of my favorites is **Foolproof Wood Finishing—For Those Who Love to Build and Hate to Finish** by Teri Masaschi. This book is a great introduction to basic and intermediate finishing techniques. Ms. Masaschi's instructions are concise and understandable even for the inexperienced. She describes "the Finish" as surface preparation to final rubout. This is the book which I use as a basis for the finishing class I teach at Woodcraft and at the Guild.




**The Art of Coloring Wood, A Woodworker's Guide to Understanding Dyes and Chemicals** by Brian Miller and Marci Crestani with excellent photography by Marc Carter. This book is an



advanced finishing instruction book focused primarily on coloring wood with dyes and chemicals instead of stains. Some of the chemicals presented are carcinogens, so extreme caution is required. The coloring techniques can offer dramatic changes in the look of the wood. Large photos of six of the most popular woods used by woodworkers show the effects of the chemicals and dyes. This book will help you put some "pop" into your next project.

If you like to read the origin story of giants of their craft, George Frank's **88 Rue de Charonne—Adventures in Wood Finishing** is just that book of a master of wood finishing. Mr. Frank



emigrated to France from Hungary in 1924 and began his quest for work in finishing and refinishing in Paris. He describes the mentors and terrors he had through the years and shares many of the techniques that would be lost if not for the writings of books like this.

If you've read a book about woodworking, share it the members. Send an article to [newsletter@kcwoodworkersguild.org](mailto:newsletter@kcwoodworkersguild.org).

# SUPPORT THE SPONSORS OF THE KANSAS CITY WOODWORKERS GUILD

*Re-View*



**WOODCRAFT**  
Helping You Make Wood Work

David Roth  
Woodwork  
913-481-9016  
Interests by Day  
  
Marquetry by Night  
info@woodcraft.com



31226-2028 • 516 SW BELVO, KANSAS CITY, KS 64105 • MON-SAT: 7AM-5PM SUN: 9AM-5PM EST: 1917  
**SH STRASSER HARDWARE**



Phillips Safety Products, Inc.



**AMERICAN WALNUT CO**



**Schutte LUMBER CO.**  
A Landmark Company  
Since 1880



*Silk Road Travelers*  
Where the ancient path of harmony leads to the heart and soul of your home

**Katalyst GROUP INC.**



COUPONS.COM

Superior Grinding

5315 Raytown Road  
Raytown, MO 64133  
(816) 561-8885

SuperiorGrinding@stcglobal.net  
Bring your blades, show your valid Membership Card and receive 20% off.



Tom The Sawyer  
Portable  
Sawmill Service  
www.tomthesawyer.net

*Bloomer Hardwoods*

**Wood Haven, Inc.**  
Siding • Decking • Millwork

*Van-Ton Machine Specialties*

**WOODLINE USA**



**APOLLO SPRAYERS H.V.L.P. ASI-H.V.L.P.**  
World leaders in H.V.L.P. technology development since 1966



*Neal Ray's Photography*





## THE AUGUST 2018 INTERESTING VIDEOS....

**Y**ouTube and other video sites are great resources for woodworkers, here are a few presented in no particular order. Each of these videos caught my or other's eye for various particular reasons, be it the education, the project, or the film itself. If you run across interesting videos, please send a link to me at [Library@kcwoodworkersguild.org](mailto:Library@kcwoodworkersguild.org)



*by Andrew Carr*

Enjoy!

It's that time of the year again, Gift Making Season! It's not early or too late to start working on those great gifts for friends and family...

### **Making a Small Gift Box**

<https://www.youtube.com/watch?v=BdaiPcgAlpc>

Runtime 7 Minutes

Woodworker's Journal makes a small box from small stock. It's almost like someone replaced all of our equipment with Jet machines and filmed a Rough to Ready class!

### **Christmas Card Holder**

[https://www.youtube.com/watch?v=-g\\_tPt9kvE](https://www.youtube.com/watch?v=-g_tPt9kvE)

Runtime 4 Minutes

Something quick and simple to hold all of the Christmas Cards you end up getting...

### **3 Easy Woodworking Projects**

Runtime 6 Minutes

<https://www.youtube.com/watch?v=s9NEZb6QppU>

Pencil holder, Tic Tac Toe, and... owl family? A trio of interesting quick projects...

### **Scrapwood Jewelry Box**

Runtime 15 Minutes

<https://www.youtube.com/watch?v=LREBFMFyu4w>

The Wood Whisperer's project to deal with scrap wood. A bit on the fancy side in comparison to the others but totally worth the idea.

### **Easiest Wooden Phone Stand**

Runtime 2 Minutes

<https://www.youtube.com/watch?v=NIW8xaHYMEE>

It really is the easiest I've seen. Great idea to just make a bunch for those "oh, wait a minute" moments when you realize that you've forgotten that you have a birthday party to go to for a 3rd cousin's puppy.



# Bloomers



# Hardwoods

## Offered Services

- Log Milling
- Custom Drying 20,000 bf
- Planing
- Straight lining
- Glued Panels
- Wide Belt Sanding
- Profile Replication
- Custom Moulding
- Template matching of existing pattern

## Products Available at Bloomer Hardwoods

- Ash 4/4 & 8/4
- Cedar Aromatic
- 4/4, 8/4, & 12/4
- Cherry 4/4, 8/4 & 12/4
- Maple 4/4
- Pecan 4/4 & 8/4
- Red Oak 4/4 & 8/4
- Walnut 4/4 & 8/4
- White Oak 4/4
- Plywood for Cabinets
- And many other Local Hardwoods

**Phone: 816.330.3596**

**13585 45 Highway, Platte City, MO 64079**

**Hours: MONDAY - FRIDAY 8:30AM - 4:30PM**

## EVENTS CORNER

This year's Open House will be held prior to the September Guild Meeting, September 19.

Please come out with an appetite and a few dollars. We'll be serving Hot Dogs, Chips, Sodas, and a few sweets. We're asking guild members to provide a small (or large) cash donation to cover expenses, and otherwise benefit the Guild. Then stick around for the Guild's Monthly Meeting!

I'm looking for a few helpers that would like to help grill and serve hotdogs. If you interested, please email me!

See you there!



Alex Scott  
Director of Events

## CNC UPGRADE

The planning for the CNC upgrade is complete. The CNC will be removed from the shop after Labor Day and is scheduled to be back in time for the September CNC SIG meeting on the 26th.



The operation of the CNC will be different and everyone that uses the CNC will need to take a training class. Training classes will be scheduled when the CNC is back in the shop. Priority will be given to the 22 members that donated \$1,595.75 and made the upgrade possible.

Until Labor Day the CNC is available with the same shortcomings that we have been working around.

There will be no CNC SIG meeting in August.



Gary Mielke, Treasurer



**Chuck Boring**

**"Cobra" Clock**

**Materials:**  
**Ash & Mahogany**

**Finish:**  
**Urethane and Waxr**

**Special Challenge:**  
**Making the pendulum match the shaft.**

**Photo Courtesy**  
**Neal Ray Shoger**

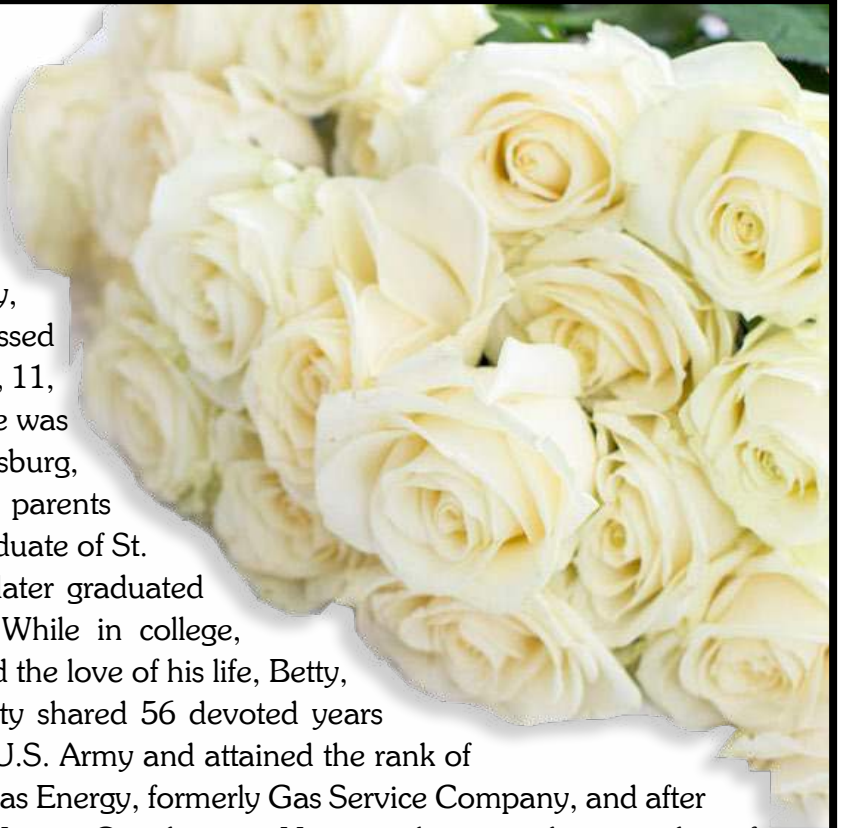
## IN REMEMBRANCE



**G**eorge

William Dixon, 79, of Liberty, Missouri passed away on July 11, 2018. George was born in Pittsburg,

Kansas on November 15, 1938 to parents George and Lena Dixon. He was a graduate of St. Mary's High School in Pittsburg and later graduated from KU as a mechanical engineer. While in college, George was in the R.O.T.C. He married the love of his life, Betty, on August 12, 1961. George and Betty shared 56 devoted years together. He served three years in the U.S. Army and attained the rank of Captain. George worked for Missouri Gas Energy, formerly Gas Service Company, and after 33 years he retired as Manager of the Kansas City division. He was a long standing member of Warrensburg and Liberty Rotary Clubs and, at one time, served as president in both. George had 47 years of perfect attendance with Rotary. He was a member of the Kansas City Woodworkers Guild since 1981. He was also a devoted member of St. James Catholic Church for 29 years. There was nothing more important to George than his family. He was wonderful husband, father, and grandfather. George is preceded in death by his parents; four sisters; and one son, David. He is survived by his wife, Betty; his children, Karen Dixon and wife Nan Schaffer, Susan Kohl and husband Andy, and John Dixon; grandchildren, Ryan, Isaac, and Maggie Kohl, and Kalyn, Jenna, Leslie, and Grant Dixon.



**J**ohn A. Stoerman John A. Stoerman, 73, Overland Park, KS passed away August 1, 2018. He was born December 31, 1944 in Kansas City, MO to John and Lenora Stoerman. He married Annette Kearny on June 21, 1967. He is survived by his wife of 51 years, his son Jack (Katy) and their two daughters Bea and Megan, son David (Debbie) and their two sons Grant and Jack, daughter Katherine Reeves (Pete) and their two daughters Cayla and Maggie. He retired from Yellow Freight after 38 years. He was an active member of Curé of Ars parish, the Kansas City Woodworkers Guild and was a volunteer at Saint Joseph's Hospital.





## MEMBER PROJECTS

*Tom Smoller*

*Spice Box*

*Materials:  
Walnut*

*Finish: Walnut*



**Photos Courtesy  
Neal Ray Shoger**

## FINANCIAL REPORT

**T**here is a lot going on in the Treasury area between now and the end of the year.

The audit of the 2017 financial records is underway, and the report will be made available as soon as it is complete.

Budget planning for 2019 has started. If you would like to have an item in the budget or are interested in getting involved in the process, please contact any member of the LC. Participation

is always welcome. The 2019 budget should be ready for final approval in December.

The fund-raising projects during 2018 are below budget and it appears we may not be able to count on them in 2019. To make sure the Guild has a dependable revenue stream, we are looking for new fund-raising projects and increasing membership fees. The Guild has not increased membership fees since 2010. If you have

ideas or suggestions, contact any member of the LC.

The monthly financial report is available in the “Members Only” area of the Guild website. If you have questions or comments, please let me know.

**Gary Mielke**  
KCWG  
Treasurer



## MEMBER PROJECTS



*Rick Bywater*

*Captive Sphere*

*Materials:  
Cherry*

*Finish: Deft*

*Special: Woodturned Lid  
Comes Off*

*Challenges: Made my first  
Nine Years Ago*

**Photos Courtesy  
Neal Ray Shoger**

*Tim Locke*

*Porch Bench*

*Materials:  
Cypress*

*Finish: Woodcraft Marine  
Varnish*

*Challenges:  
Bent Lamination*



# Suggested Maximum Router Bit Speeds

Bit Diameter	Maximum Speed
$\geq 1''$	24,000 rpm
1.25'' to 2''	18,000 rpm
2.25'' to 2.5''	16,000 rpm
3'' to 3.5''	12,000 rpm

Remember that these are **SUGGESTED** maximum speeds! Your equipment and/or situation could require much lower speeds for performance and safety!

Suggested Speed Chart Courtesy  
**The Rough to Ready Instructors**



## MEMBER PROJECTS



*Robert Fenn*

*Spice Box*

**Materials:**

**Walnut & Cocobolo**

**Finish: Lacquer**

**Special: Bookmatching & Inlay Flower**



**Photos Courtesy  
Neal Ray Shoger**

## MEMBERSHIP NEWS

**M**embership in the Kansas City Woodworkers Guild has broken the 800-member level for the first time this year. As of August 11, we are pleased to communicate that we have 816 members on the membership roster. We wish to extend our warmest welcome to each new member. Enjoy your time with us and please take advantage of the knowledge and skill of our members as you begin your

journey with the guild.

With all that is and has been happening with the Guild, it's time that we begin to look at our membership options going forward. With an eye looking toward the future of the organization, I am looking for two volunteers to help form a committee that will put together longer term membership goals, options and suggestions to

present to the Board of Directors. These options and suggestions will cover areas concerning membership costs, structure, etc. Contact me at [membership@kcwoodworkersguild.org](mailto:membership@kcwoodworkersguild.org) to take advantage of this opportunity.

**Wayne  
Peterson**  
Membership  
Director



# AUGUST OPEN SHOP SCHEDULE

day	August	Date	9am	10	11	12	1	2	3	4	5	6	7	8	9pm
Wednesday	August	1	Roger Bartlett									LC Meeting			
Thursday	August	2	Gary Mielke									Basic Woodworking			
Friday	August	3										Andrew Carr			
Saturday	August	4	Mike Jones					Basic Skills Class		George Rexroad					
Sunday	August	5		Chuck Saunders					Chris McCauley Powertool SIG						
Monday	August	6						Ron Haw				Gary Strohm Precision Box Construction			
Tuesday	August	7	Gary Creek			Craig Arnold						Kara Paris Sharpening Class 6:30-9:30			
Wednesday	August	8	Bob Caldwell				Roland Mohler					Scrollsaw SIG			
Thursday	August	9	Gary Mielke									Basic Woodworking			
Friday	August	10										Dave Kraatz			
Saturday	August	11	Dave Kraatz				Norm Carpenter								
Sunday	August	12		Rob Young						Mark Waugh					
Monday	August	13					Ron Haw					Woodturners General Meeting			
Tuesday	August	14	Matt Nowak			Ron Lomax			Craig Arnold			Rick Chandler Safety Comm Mtg			
Wednesday	August	15	Roger Bartlett									General Meeting			
Thursday	August	16	Gary Mielke									Basic Woodworking			
Friday	August	17										Marselle Bredemeyer			
Saturday	August	18	Bill Lintner Fretwork Scroll Saw Class							George Rexroad Safety Orientation					
Sunday	August	19		Chuck Saunders						Chris McCauley					
Monday	August	20						Ron Haw				Gary Strohm Precision Box Construction			
Tuesday	August	21	Gary Creek			Craig Arnold									
Wednesday	August	22	Bob Caldwell				Roland Mohler					Kevin Thomas CNC SIG			
Thursday	August	23	Gary Mielke									Basic Woodworking			
Friday	August	24										Dave Kraatz			
Saturday	August	25	Dave Kraatz Scraper Sharpening												
Sunday	August	26		Rob Young				Handtool SIG		Wayne Peterson					
Monday	August	27						Ron Haw				Precision Box Construction			
Tuesday	August	28	Matt Nowak			Ron Lomax			Craig Arnold			Rick Chandler Carving SIG			
Wednesday	August	29	Roger Bartlett												
Thursday	August	30	Gary Mielke									Basic Woodworking			
Friday	August	31										Andrew Carr			

# KCWG TENTATIVE - SEPTEMBER OPEN SHOP SCHEDULE

day	September	Date	9am	10	11	12	1	2	3	4	5	6	7	8	9pm
Saturday	September	1	Mike Jones						Basic Skills Class		George Rexroad				
Sunday	September	2		Chuck Saunders					Chris McCauley Powertool SIG						
Monday	September	3						Ron Haw				Gary Strohm			
Tuesday	September	4	Gary Creek			Craig Arnold							Kara Paris		
Wednesday	September	5	Roger Bartlett									LC Meeting			
Thursday	September	6	Gary Mielke										Bandsaw Box Class		
Friday	September	7											Andrew Carr		
													Bandsaw Box Class		
Saturday	September	8	Dave Kraatz				Norm Carpenter								
Sunday	September	9		Rob Young						Mark Waugh					
Monday	September	10					Ron Haw						Woodturners General Meeting		
Tuesday	September	11	Matt Nowak			Ron Lomax			Craig Arnold				Rick Chandler		
													Safety Comm Mtg		
Wednesday	September	12	Bob Caldwell				Roland Mohler						Scrollsaw SIG		
Thursday	September	13	Gary Mielke										Basic Woodworking		
Friday	September	14											Bill Lintner		
Saturday	September	15	Dave Kraatz							George Rexroad					
Sunday	September	16		Chuck Saunders						Chris McCauley Safety Orientation					
Monday	September	17						Ron Haw					Gary Strohm		
Tuesday	September	18	Gary Creek			Craig Arnold									
Wednesday	September	19	Roger Bartlett										General Meeting		
Thursday	September	20	Gary Mielke										Basic Woodworking		
Friday	September	21											Marselle Bredemeyer		
Saturday	September	22	Dave Kraatz										Introduction to Scroll Saw		
Sunday	September	23		Rob Young					Handtool SIG	Wayne Peterson					
Monday	September	24						Ron Haw							
Tuesday	September	25	Matt Nowak			Ron Lomax			Craig Arnold				Rick Chandler		
													Carving SIG		
Wednesday	September	26	Bob Caldwell				Roland Mohler						Kevin Thomas		
													CNC SIG		
Thursday	September	27	Gary Mielke										Basic Woodworking		
Friday	September	28											No Open Shop		
													Building Shaker Oval Boxes		
Saturday	September	29	No Open Shop										Building Shaker Oval Boxes		
Sunday	September	30		Rob Young						Chris McCauley					
				Making Wooden Tools											

## LEADERSHIP COMMITTEE MEMBERS

President:.....	Craig Arnold .....	<a href="mailto:president@kcwoodworkersguild.org">president@kcwoodworkersguild.org</a>
Vice-President:.....	Cal Hobbs .....	<a href="mailto:vicepresident@kcwoodworkersguild.org">vicepresident@kcwoodworkersguild.org</a>
Secretary: .....	Sharon Pugh .....	<a href="mailto:secretary@kcwoodworkersguild.org">secretary@kcwoodworkersguild.org</a>
Treasurer: .....	Gary Mielke .....	<a href="mailto:treasurer@kcwoodworkersguild.org">treasurer@kcwoodworkersguild.org</a>
Member-at-Large: .....	Tim Locke .....	<a href="mailto:memberatlarge@kcwoodworkersguild.org">memberatlarge@kcwoodworkersguild.org</a>
Director of Events:.....	Alex Scott.....	<a href="mailto:events@kcwoodworkersguild.org">events@kcwoodworkersguild.org</a>
Director of Membership:.....	Wayne Peterson.....	<a href="mailto:membership@kcwoodworkersguild.org">membership@kcwoodworkersguild.org</a>
Director of Communication:..	Roya Souag .....	<a href="mailto:communication@kcwoodworkersguild.org">communication@kcwoodworkersguild.org</a>
Director of Sponsorship:.....	Denny Walton.....	<a href="mailto:sponsorship@kcwoodworkersguild.org">sponsorship@kcwoodworkersguild.org</a>
Director of Training: .....	Norm Carpenter.....	<a href="mailto:training@kcwoodworkersguild.org">training@kcwoodworkersguild.org</a>
Director of Programs: .....	Matt Nowak.....	<a href="mailto:programs@kcwoodworkersguild.org">programs@kcwoodworkersguild.org</a>
Director of Assets:.....	Chuck Saunders.....	<a href="mailto:assets@kcwoodworkersguild.org">assets@kcwoodworkersguild.org</a>
Director of Safety:.....	John Sloss.....	<a href="mailto:safety@kcwoodworkersguild.org">safety@kcwoodworkersguild.org</a>
Newsletter Editor: .....	Ron Haw .....	<a href="mailto:newsletter@kcwoodworkersguild.org">newsletter@kcwoodworkersguild.org</a>
Web Master: .....	Open .....	<a href="mailto:webmaster@kcwoodworkersguild.org">webmaster@kcwoodworkersguild.org</a>
Librarian:.....	Andrew Carr.....	<a href="mailto:library@kcwoodworkersguild.org">library@kcwoodworkersguild.org</a>

**VISIT THE KANSAS CITY WOODWORKERS GUILD  
ONLINE AT  
[www.kcwoodworkersguild.org](http://www.kcwoodworkersguild.org)**

**Visit the  
Kansas City Woodworkers  
Guild at  
3189 Mercier Street  
Kansas City, Missouri**

