



# Wood Words - The Newsletter of the Kansas City Woodworkers' Guild

April 2018, Volume 18, No. 4

---



## **From the President**

### **From the President**

This is my last time to write to you as Guild President. I wish that I could remember the names of all who have been such a help to me. While there have been some challenging issues, for the most part I have felt a sense of accomplishment, and the volunteer leadership and membership have been a great to work with. I'm truly grateful for the help I have had from so many wonderful people.

When I began my term, I had three main goals for my presidency,

- 1) To develop the training department
- 2) To continue the expansion of the shop
- 3) To strengthen the Guild's solvency

I am very excited about what has happened with the training program. David Kraatz's leadership has done all that I had expected him to do. While there have been some unexpected major expenses that slowed progress on the shop expansion, we have made progress. Those expenses have not allowed us to improve the solvency, but we remain in a strong position.

The candidates who have been announced for leadership positions are people I respect, and so I leave knowing that the Guild is in good hands and that it will continue to grow the future of woodworking in the Kansas City area.

Roland Mohler, President

---

*Mistakes are a fact of life.  
It is the response to the error that counts.*

---

## **April General Meeting: Elections and Nancy Hiller**

Wednesday, April 18: 7:00 – 9:00 p.m.

### **Elections**

Guild Secretary Sharon Pugh will conduct the annual elections of new officers and directors during the business portion of the meeting. While an *ad hoc* nominating committee has put forth the slate below, nominations from the floor of members in good standing willing to serve a two-year term will also be accepted.

**Members to be put up for leadership positions include:**

For the Board of Directors: Craig Arnold and Cal Hobbs  
For Director of Communications: Roya Souag  
For Director of Sponsorships: Denny Walton  
For Director of Training: Norm Carpenter

Other Kansas City Woodworkers Guild Board and Leadership Committee Director positions not up for election will continue in their current positions.

**Members continuing in their positions include:**

Member-at-Large: Tim Locke  
Director of Membership: Wayne Peterson  
Director of Programming: Matt Nowak  
Director of Safety: John Sloss

-----

**Program: Nancy Hiller**

Nancy Hiller will join us from her stint conducting a class on ***Building an Arts and Crafts Writing Desk*** at the Guild that week.

Nancy has more than 30 years of professional experience as a furniture designer and maker. She trained through the City & Guilds of London vocational training system, then spent several years working in English shops before moving back to the United States. She specializes in period-authentic furniture and interiors.



Nancy's work has been featured in numerous publications, including *Popular Woodworking Magazine*, *Fine Woodworking Magazine*, *American Bungalow Magazine*, *Arts and Crafts Home and Old House Journal*. Nancy has written three books, the latest of which is *Making Things Work; Tales from a Cabinetmaker's Life*. Her next book, about English Arts & Crafts furniture is scheduled to be published by *Popular Woodworking* in May of 2018.

The project for this class was featured in *Fine Woodworking* #228 in June, 2012.

As of April 8, there were 3 slots available for her class. See the complete write-up and SignUp link at <http://kcwoodworkersguild.org/classes/#BACWD04-18>.



Matt Nowak, Program Director



## ***Volunteer Instructors Make Our Training Program Successful.***

Though I am completing my term as your Director of Training, I have had great pleasure in working with many of you and with many guest instructors during the last three years as we have built our training program.

I have personally enjoyed the experience and I am proud of our training program. We have built a program that allows our new members to gain confidence and readiness to use our shop and offers our experienced members the opportunity to gain advanced skills with notable guest instructors. Our training program brings woodworking training to Kansas City that would otherwise be sought in far places like New York, Washington, Boston and elsewhere. It saves travel, time and expense for everyone, and it continuously enhances our experience base.

I want to sincerely thank the following members, that I often refer to as our Guild Instructor Staff, and commend your ongoing efforts; Bill Lintner, Richard DeWitt, Jerry Thompson, Kevin Thomas, Wesley Meyer, Adrian Bruce, Geoff Cooke, Tom Vece, Brent Murphy, Marselle Bredemeyer, Larry Welling, Rick Chandler, Denny Walton, George Rexroad, David Roth, Cal Hobbs, John Tegler, Ron Niedlinger, Mike McCauley, Ron Lomax, Tim Locke, Craig Arnold, Barb Hinton, Dan Robidoux, and Mike Jones.

I greatly appreciate the partnership of Norman Carpenter who has worked as my Assistant Director during the past year and has built our monthly Skill-Builder Clinics and local class offerings to a full and ongoing schedule.

I also appreciate the tireless work of Chuck Saunders, our Director of Assets, who keeps the shop humming so that we can saw and shape wood. His has a very difficult job.

Finally, I could not operate without Gary Mielke, Wayne Peterson, Dick Kammer and John Sloss keeping the membership, green card status, Sign Up Genius and payments unraveled and updated.

Remember, these members are the engine and wheels to our training success. When you see them at the meetings or in the shop, please thank them.

I am planning to work on some projects that I have on a back burner and possibly teach a class or two.

I am looking forward to working in the shop with you.

[David Kraatz, Training Director](#)

---

## Wheelchair Ramp

*[Safety Director John Sloss received this note from Mike McCauley on Tuesday, March 20, 2018]*

John,  
Just met with a teacher from Platte City who is utilizing Jerry Stanley's ramp for a kid from his school. The Love Fund was contacted and she referred this teacher to me.

Apparently, this boy suffered a gunshot wound in an accident, has been hospitalized and is in rehab, and was told he couldn't go home until the home was modified and had a wheelchair ramp. So, Jerry's legacy will be to help this young man with a ramp so he can return home.

Trevor (teacher) said that several teachers and a carpenter husband of one of the teachers have worked for about 18 days to modify the inside of the home to allow for the boy's chair and the ramp will be installed by the weekend so the kid can finally come home.

Thought it was kind of a neat story and a nice legacy from Jerry and Jerry's family.

Mike McCauley

---

## 2018 Membership

2018 Membership, including new members and renewals, is up to approximately 740 members, showing a healthy growth from 2017.

Every spring, when we tidy up the membership lists, we lose approximately 200+/- members, which, nevertheless, leaves us with a larger membership than we had at the same time the previous year. Our continuously growing membership tells us that the overall program is meeting its mission in the community. So far, so good.



We will be re-doing the Membership tag "Wall" before the April meeting. If you visit the shop during the update please be patient - it is a big, time consuming job. When you come to the April meeting your card will be in a new place; if you have trouble locating your badge, we will be there to assist.

Wayne Peterson, Membership Director

## 742

That is the number of members as of April 4, 2018. That's a lot of members, members with many varied skills and talents.

I'm writing this after attending my last Board of Directors meeting and my last Leadership Committee meeting. It's been an honor to serve as Vice President of the Guild for two years. I've rediscovered my talents and weaknesses. Most importantly, I've had the opportunity to work closely with several wonderful people who care about the direction of the Guild, and to see up close just how much work goes into keeping the wheels turning here.

At the April 18 general meeting we will elect a new President and Vice President, along with several new LC Directors. Most of these people have day jobs and still take the time to volunteer their time with the Guild. Please think about ways you can help them. If they ask you for help, say yes.

In my opinion, the two most time-intensive positions are the Communications Director and Training Director. Think about the newsletter, website, brochures, emails, online signups – they don't create themselves. They all come directly or indirectly from the Communications Director.

And as for training – Training, tons of learning opportunities are presented to the members. There just aren't enough days in the year for all the classes people have requested. Dave Kraatz has set a high bar with the quality and diversity of the training program. There is a lot of work in the background to bring those classes to reality.

My point is this: 742 – surely each of us can give 1/742 of their time to back to the Guild. That's one-tenth of one percent of your time. I'm continuing to give my part. How about you?



Roger Bartlett, Outgoing Vice President

---

*Woodworking matters. It's more than a pastime or hobby—being a woodworker means that you know the satisfaction and pride that comes from using your hands and mind to build beautiful, functional objects, and that you're as interested in the process as the outcome. Amid the speed and chaos of the modern world, woodworking gives us a place where we can slow down, pay attention, and take the time to do things right.*

~Aimé Ontario Fraser, *Your First Workshop: A Practical Guide to What You Really Need*, 2005

## From the Shop - Bandsaw Blades They Are A Changing

Bandsaw blades they are a changing. So often in fact that we are making a change. We will be changing the standard blade on the Rikon 14" bandsaw from the 1/8" wide blade to a 3/16" wide blade. We are just going through too many of these fragile blades.

We will still stock the 1/8" blades for members that just have to have one for their project, however the member will have to purchase the blade from the foreman for \$20. The blade is then the property of the member for them to take with them when they are finished cutting. This is similar to the green wood blade that we have for the Rockwell bandsaw.

I hope that for the majority of use the slightly wider blade will offer longer life without restricting radius of cut too much.

### Contest Time!

I have decided to hold a Tablesaw Crosscut Sled Design contest. Our sleds take a beating and I'm sure that there is a better design out there. Maybe you are the one with the most clever idea.

What makes a good sled? Use these criteria to guide your design: The Sled should be:

- Light weight
- Easy to install
- And remove
- Zero clearance
- Allow full blade height
- and most importantly - provide a safe environment for the user.



### APRIL SPECIALS

4/4 RED GUM S2SSLR TO 25/32"  
\$11.09 PER BOARD FOOT

\*\*\*\*\*

4/4 HONDURAS MAHOGANY S2SSLR TO 25/32"  
\$15.19 PER BOARD FOOT

\*\*\*\*\*

4/4 CHERRY S2SSLR TO 25/32"  
\$3.99 PER BOARD FOOT

\*\*\*\*\*

4/4 AROMATIC CEDAR S2SSLR TO 25/32"  
\$2.39 PER BOARD FOOT

\*\*\*\*\*

4/4 ASPEN S2SSLR TO 25/32"  
\$2.09 PER BOARD FOOT

\*\*\*\*\*

4/4 PECKY CYPRESS S2SSLR TO 25/32"  
\$6.49 PER BOARD FOOT

\*\*\*\*\*

1/4" THICK WALNUT S2SSLR TO 1/4"  
\$4.99 PER SQUARE FOOT

\*\*\*\*\*

STORE HOURS:  
MONDAY-FRIDAY: 9:30AM TO 6:30PM  
SATURDAY: 9:00AM TO 4:00PM  
SUNDAY: CLOSED

4243 SOUTH NOLAND ROAD  
INDEPENDENCE, MO. 64055  
816-373-1710  
[INFO@METROHARDWOODSINC.COM](mailto:INFO@METROHARDWOODSINC.COM)

Remember these go on the SawStop, so no all-aluminum models. The desire is to be able to make smooth straight cuts without the sled racking, twisting or getting sawn in two.

Send your design to [Assets@kcwoodworkersguild.org](mailto:Assets@kcwoodworkersguild.org) or paper drawings you can drop off at the guild addressed to *Chuck - Sled Contest*.

Thanks  
Chuck Saunders, Director of Assets

**Editor's Note:** There will be an **Introduction to Building Jigs** Skill-Builder Clinic on **May 5th** hosted by **David Kraatz** from 2:00 – 4:00 p.m. and will include a discussion of:

How to make a table saw sled and get it accurate.

The use of stop blocks.

How to make auxiliary jigs to attach to the sled.

How to make drilling jigs like the toy jigs and tote box jigs.

Show several Andre's jigs for inlaying table tops and making chair legs.

Discuss jig building supplies and materials.

---

## KCWG Provides Learning Options

The Kansas City Woodworkers Guild provides many benefits: machine and hand tools, a library, camaraderie, and several learning venues. Learning itself has a number of sub-categories: training classes, special interest groups, and skill-builder clinics offer different approaches for learning about woodworking.

**Training Classes** [<http://kcwoodworkersguild.org/classes/#LinksCC>] usually have a fee and require a **Green Card**. In these classes you learn woodworking skills often related to a specific project and leave with the mostly completed project at the end of the class. Classes often have a fee associated to cover materials and shop consumables of the course. Did you know: You do not need to have a Sawdust Maker or Woodworker Plus membership in order to take these classes?

**Special Interest Groups (SIGs)** [<http://kcwoodworkersguild.org/special-interest-groups/>] are short meetings that host a topic on a specific woodworking interest (Hand Tools, Carving, Scroll Saw, Machine Tool Restoration, etc.). These groups meet monthly. A host leads the meeting and presents some information. Some great discussions about woodworking techniques usually follow. There is no charge to attend the Special Interest Groups unless they are sharing a project for everyone to try and then it is a matter of covering material costs. **SignUp** is not required for these sessions. **Green Cards** are also usually not required unless the SIG includes the use of tools. Check the Guild calendars for these sessions.

**Skill-Builder Clinics** [<http://kcwoodworkersguild.org/classes/#skillbuild>] feature a specific skill in woodworking. These, too, meet monthly on the first Saturday of the month. Subject matter experts teach a 1 to 2-hour class on the subject of the skill builder. They provide information on a particular skill and answer questions asked by members. Neither **Green Cards** nor **SignUp** are required for these skill builders.




The **April Skill-Builder Clinic** featured two of our Guild's carving members. Jim Brock and Dan Robidoux shared information about the types of carving that they do and the tools used. Jim is a hand carver and prefers Flexcut tools. These carving tools can be found at our sponsor *Woodcraft*. Jim covered a variety of hand carving projects and answered Guild member questions.

Dan is a power carver. A power carver uses a rotary tool rather than knives and gouges. The rotary tool speeds up the carving process by quite a bit. Dan recommends purchasing an NSK machine from *Jaymes Company*. (If you do, let them know that you are familiar with the Robidoux seminars as Dan is trying to get them to become a Guild sponsor).

Both of these gentlemen and other Guild members share their skills at the carving SIG which meets on the 4th Tuesday of each month from 6p-8p. This month's SIG meeting will feature pyrography (the art or technique of decorating wood or leather by burning a design on the surface with a heated metallic point).

Take advantages of some of these learning opportunities and keep the chips flying!

[Norm Carpenter, Assistant Training Director](#)



---

## **Wood Haven Pick Thru Day**



Wood Haven Inc. in Perry KS has lots of odd lots of some of the best wood in the world. We generate off cuts and odd lots and even sort off cool and interesting boards out of our main production.

We will offer up special deals on the third Saturday of every month beginning April 21<sup>st</sup> and running through June. 8:00 to noon only. Cash only. Everything from Cypress and Cedar to Oak, Ash and Hackberry with lots of Ipe, Garapa, Massaranduba, Sapelle and other beautiful and unique material from all over the world.

We don't want a bunch of calls asking what we have - just show up and we will have samples of some of the stuff out there.

[Jim Guffey](#)

**Wood Haven, Inc.**

**401 Bridge St.**

**Perry, KS 66073**

**785-597-5618**

[www.woodhavenproducts.com](http://www.woodhavenproducts.com)

**Editor's Note:** Wood Haven is a Guild sponsor and offers the usual 10% discount on presentation of your current membership card.

---

A man who works with his hands is a laborer; a man who works with his hands and his brain is a craftsman; but a man who works with his hands and his brain and his heart is an artist. ~Louis Nizer (1902–1994)



## Sponsors, Discounts & Membership Cards



**BLUEWOOD TRADING COMPANY** - Please welcome a new Guild Sponsor: Bill Owens of *Bluewood Trading Company*, Shawnee, Kansas. *Bluewood Trading Company* offers hand-crafted wood products like tables, benches, and cabinets. They also offer wholesale lumber, specializing in Ponderosa Pine Bluewood which is a denim-colored pine. And Bill is offering a 10-percent discount to Guild members who present their valid membership card. They are online at [www.bluewoodtradingco.com](http://www.bluewoodtradingco.com) or drop Bill an email at [BluewoodTradingCo@gmail.com](mailto:BluewoodTradingCo@gmail.com).

**Lee Valley & Veritas®** *Lee Valley*, [www.leevalley.com/us](http://www.leevalley.com/us), is also a sponsor. *Lee Valley* has Student Discount Program. While they are unable to give a blanket discount to members, *Lee Valley* is willing to give a 15 percent Education Discount to anyone registered in any of the Guild Classes.

The form is kept in the Membership Office; one side of which is an overview of the program, while the other side is an order form that needs to be completed. Included is a list of the Vendors that *Lee Valley* is unable to discount. Ordinarily, each applicant fills out an order form, so that *Lee Valley* can readily track your order should any service issues arise.

They require that a course instructor sign the form before it is returned to *Lee Valley*. Once the signed form has been received, they will apply the discount to the order and get it shipped out. Should you have any questions, or comments, please do not hesitate to contact the Guild's Sponsorship Director.

Speaking earlier of **Membership cards**...as a Guild member, one of the many benefits you get is the discounts offered by our sponsors. Please use your Guild Membership Card at our sponsors. The sponsor sees your card as a payoff for their investment in the Guild.

Note: If you present an expired card to receive a discount, don't be surprised if it is not accepted. (And, since I work at Woodcraft, please don't tell my co-workers that you know me and that it's okay. It's not!

If you don't have your 2018 card, stop by the Guild's Membership Office or ask a Shop Foremen to get it for you.

Craig Arnold, Sponsorship Director

---

## April 2018 Interesting Videos

YouTube and other video sites are great resources for woodworkers. Here are a few, presented in no particular order. Each of these videos caught my, or another's, eyes for various particular reasons, be it the education, the project, or the film itself. If you run across interesting videos, please send a link to me at [Library@kcwoodworkersguild.org](mailto:Library@kcwoodworkersguild.org)

Enjoy!

Andrew Carr, Librarian

**Jay Bates' SketchUp Instruction Playlist**

[https://www.youtube.com/playlist?list=PLoEggaYbboJEVR\\_uRhSO4LfiSpp41dXn](https://www.youtube.com/playlist?list=PLoEggaYbboJEVR_uRhSO4LfiSpp41dXn)

Runtime: Multipart Series

Jay Bates has a good series introducing Sketchup and some various features. He uses one of the older versions of Sketchup, as it's the last "free" version before it went to free and paid versions, but it works just as well as the latest. Each video is a specific look at a particular item of interest, be it inserting text and dimensions or laying out dovetails.

**My table-saw injury (and SawStop discussion)**

[https://www.youtube.com/watch?v=1wJQn\\_UGAKY&t=580s](https://www.youtube.com/watch?v=1wJQn_UGAKY&t=580s)

Runtime: 13 minutes

Rex Krueger had an unfortunate incident involving his thumb, his SawStop, and a trip to the ER. He goes into his incident in depth, breaking down what he was doing and what he was doing wrong. When I was watching the video, I realized how often we put ourselves in potential harm's way assuming that our safety devices will prevent any serious harm from befalling us. Remember, when in the shop, to always take your time, don't rush, think about what is supposed to happen, and what could happen if things go wrong. Word of note: Rex does show still images of his thumb, it's only for a few seconds and he warns you before showing the images. You can easily close your eyes or skip forward a few seconds.

**Cheap and Easy Woodwork Clamping Jig**

<https://www.youtube.com/watch?v=yFR9gt7tIsq>

Runtime: 4 Minutes

Just in time to kick off cutting board season, Dustin Penner makes a clamping jig that excels at glue ups you see for cutting boards. Extremely useful if you need to laminate small stock into wide boards.

**How to Make Low Angle Hand Plane: Bevel Down Jointer Plane**

[https://www.youtube.com/watch?v=N8gwUrmGK\\_8](https://www.youtube.com/watch?v=N8gwUrmGK_8)

Runtime: 15 Minutes


Wood by Wright makes a wooden low angle jointer plane by hand. He makes the plane out of a single block of wood instead of the laminated type you normally see. He also has a longer series of build videos about this plane, going into further detail about each step. Speaking of building your own plane, did you know that the Guild is offering a plane making class later this year? Check out the Classes page on the Website. <http://kcwoodworkersguild.org/classes/#MWT09-18>

---

***An ounce of practice is worth more than tons of preaching.***

- Mahatma Gandhi

## Safety Orientation - The Key that Opens the Door to the KCWG Shop



OK, you joined the Kansas City Woodworkers Guild - your first step toward being a fully active member of the biggest, best woodworking network in Kansas City. The next step is successful completion of the Safety Test. And with that step completed, you stand just outside the door of the best woodworking maker space you have ever seen, anywhere! You need the key to open the door.

Safety Orientation is that key. Completion of Safety Orientation is required by our policies and procedures. You can read all of the updated details in the MEMBERS ONLY section of our website. Think of Safety Orientation as basic training for reducing risks and defending against injury – your injury. Safety Orientation is also a major part of our structured safety policies and procedures that, in turn, are a component of our insurance program – a program that we must have to guard against catastrophes for the entire Guild.

Your Safety Orientation has three components. They are:

1. Participation in a structured discussion of KCWG Shop Safety Rules and Guidelines. This discussion is led by qualified instructors during a Safety Orientation class or during a Rough to Ready class. (Please note that safety certification is no longer available through participation in the Basic Woodworking class. So, you must complete Safety Orientation or Rough to Ready to get your **Green Card (Name Badge)** – a prerequisite for the Basic Woodworking course.)
2. Participation in an instructor-led shop equipment familiarization. Shop equipment familiarization is a part of each Safety Orientation class and Rough to Ready class.
3. Submission of your complete Safety Orientation document package by a qualified instructor. Each package includes: your signed Waiver of Liability, a copy of your Safety Test results corrected to 100% and certification by a qualified instructor that you completed steps 1 and 2 above.

When those three components are in place, you have completed your Safety Orientation and your **Green Card** is issued. You have unlocked the door to the shop.

Use the shop with safety confidence and wisdom. Have the confidence that you know the Safety Rules. Employ the wisdom to recognize that there is much more to learn about safe woodworking, beyond the basic training you completed. Keep learning from Shop Foremen and class instructors and other members. Have fun continuously learning about ever safer and ever more skilled woodworking.

Denny Walton, KCWG Safety Orientation Coordinator

---

A bad day woodworking is better than a good day working. ~ Author unknown


**March Show & Tell Items**

See the photo archive & slide show [HERE](#)

Photos courtesy of Neal Ray Shoger Photography.



Andrew Mitchell: Bowl - Walnut/Hedge – Friction Polish



Andrew Mitchell: Bowl - Walnut Oil



Andy Krum: Table - Walnut – Polyurethane




Bill Kuhlman: Wood Baskets - Oak – No Finish

**March Show & Tell Items**

Photos courtesy of Neal Ray Shoger Photography.



Cliff Schuette: Toy Blocks - Pine – No Finish



Curtis Alexander: Cross/Heart Combo - Cherry Maple



David Roth: Marquetry Box - Bubinga, Burl Maple, Burl Walnut, Chili Laurel Burl - Wipe on Arm-R-Seal

David Roth: Marquetry Box - Bubinga, Burl Maple, Burl Walnut, Chili Laurel Burl - Wipe on Arm-R-Seal

***March Show & Tell Items***

Photos courtesy of Neal Ray Shoger Photography.



James Childress: 2 Mallets – Hedge – No Finish



John McKee: Bandsaw Box with Clock and Thermometer – Walnut, Oak – Shellac



Boyko Varney: Tail End Table – Red Oak – Shellac

**March Show & Tell Items**

Photos courtesy of Neal Ray Shoger Photography.



John Tegeler: Box – Baltic Birch – Danish Oil



Scott Engelmann: Plate – Glulam and Beam – French Polish



Wayne Peterson: Table – Walnut – Arm-R-Seal



William Johnston: Cutting Gauge – Cocobola and Brass – Watco and Beeswax/Mineral Oil

Wood Words – April 2018, Volume 18, No. 4

KCWG Open Shop Schedule for April 2018

Wk	Hour Beginning	9	10	11	12	1	2	3	4	5	6	7	8	9	
1	Sun, Apr. 01		Chuck Saunders					Chris McCauley							
								Power Tool SIG							
1	Hour Beginning	9	10	11	12	1	2	3	4	5	6	7	8	9	
1	Mon, Apr. 02						Ron Haw				Gary Strohm				
1	Tue, Apr. 03	Gary Creek			Craig Arnold							Kara Paris			
1	Wed, Apr. 04	Roger Bartlett										LC Meeting			
1	Thu, Apr. 05	Gary Mielke										Basic Woodworking			
1	Fri, Apr. 06										Andrew Carr				
1	Sat, Apr. 07	Mike Jones							George Rexroad						
2	Sun, Apr. 08		Rob Young							Mark Waugh					
2	Hour Beginning	9	10	11	12	1	2	3	4	5	6	7	8	9	
2	Mon, Apr. 09					Rob Haw						Turners Meeting			
2	Tue, Apr. 10	Matt Nowak			Ron Lomax			Craig Arnold			Roland Mohler				
												Safety Committee			
2	Wed, Apr. 11	Bob Caldwell										Scroll Saw SIG			
2	Thu, Apr. 12	Gary Mielke										Basic Woodworking			
2	Fri, Apr. 13										David Kraatz				
2	Sat, Apr. 14	David Kraatz				Norm Carpenter									
3	Sun, Apr. 15		Chuck Saunders						Chris McCauley						
3	Hour Beginning	9	10	11	12	1	2	3	4	5	6	7	8	9	
3	Mon, Apr. 16	Building an Arts and Crafts Writing Desk - NO OPEN SHOP										Gary Strohm			
3	Tue, Apr. 17	Building an Arts and Crafts Writing Desk - NO OPEN SHOP										Craig Arnold			
3	Wed, Apr. 18	Building an Arts and Crafts Writing Desk - NO OPEN SHOP											General Meeting		
3	Thu, Apr. 19	Building an Arts and Crafts Writing Desk - NO OPEN SHOP											Basic Woodworking		
3	Fri, Apr. 20	Building an Arts and Crafts Writing Desk - NO OPEN SHOP										Brad Swaters			
3	Sat, Apr. 21	Bill Lintner						Orientation No Open Shop		George Rexroad					
4	Sun, Apr. 22		Rob Young					Hand Tool SIG	Wayne Peterson						
4	Hour Beginning	9	10	11	12	1	2	3	4	5	6	7	8	9	
4	Mon, Apr. 23						Ron Haw								
4	Tue, Apr. 24	Matt Nowak			Ron Lomax			Craig Arnold			Roland Mohler				
												Wood Carvers SIG			
4	Wed, Apr. 25	Bob Caldwell									Kevin Thomas				
											CNC SIG - 6:30				
4	Thu, Apr. 26	Gary Mielke										Basic Woodworking			
4	Fri, Apr. 27										David Kraatz				
4	Sat, Apr. 28	David Kraatz													
		Bandsaw Puzzle Box Class													
5	Sun, Apr. 29		Chris McCauley												
5	Hour Beginning	9	10	11	12	1	2	3	4	5	6	7	8	9	
5	Mon, Apr. 30						Ron Haw								

[Communications@kcwoodworkersguild.org](mailto:Communications@kcwoodworkersguild.org)



**Wood Words – April 2018, Volume 18, No. 4**

**Tentative**

*KCWG Open Shop Schedule for May 2018*

Wk	Hour Beginning	9	10	11	12	1	2	3	4	5	6	7	8	9
1	Tue, May 01	Gary Creek			Craig Arnold							Kara Paris		
1	Wed, May 02	Roger Bartlett										LC Meeting		
1	Thu, May 03	Gary Mielke										Basic Woodworking		
1	Fri, May 04										Andrew Carr			
1	Sat, May 05	Mike Jones							George Rexroad					
1	Sun, May 06		Chuck Saunders					Power Tool SIG	Chris McCauley					
	<b>Hour Beginning</b>	<b>9</b>	<b>10</b>	<b>11</b>	<b>12</b>	<b>1</b>	<b>2</b>	<b>3</b>	<b>4</b>	<b>5</b>	<b>6</b>	<b>7</b>	<b>8</b>	<b>9</b>
1	Mon, May 07						Ron Haw				Gary Strohm			
2	Tue, May 08	Matt Nowak			Ron Lomax			Craig Arnold			Roland Mohler			
												Safety Committee		
2	Wed, May 09	Bob Caldwell										Scroll Saw SIG		
2	Thu, May 10	Gary Mielke										Basic Woodworking		
2	Fri, May 11										David Kraatz			
2	Sat, May 12	David Kraatz				Norm Carpenter								
2	Sun, May 13		Rob Young						Mark Waugh					
	<b>Hour Beginning</b>	<b>9</b>	<b>10</b>	<b>11</b>	<b>12</b>	<b>1</b>	<b>2</b>	<b>3</b>	<b>4</b>	<b>5</b>	<b>6</b>	<b>7</b>	<b>8</b>	<b>9</b>
2	Mon, May 14					Ron Haw						Turners Meeting		
		Spice Box Class: 8:00 a.m. - 5:00 p.m. - Hand Tool Room												
3	Tue, May 15	Gary Creek			Craig Arnold									
		Spice Box Class: 8:00 a.m. - 5:00 p.m. - Hand Tool Room												
3	Wed, May 16	Roger Bartlett										General Meeting		
		Spice Box Class: 8:00 a.m. - 5:00 p.m. - Hand Tool Room												
3	Thu, May 17	Gary Mielke										Basic Woodworking		
		Spice Box Class: 8:00 a.m. - 5:00 p.m. - Hand Tool Room												
3	Fri, May 18	Spice Box Class: 8:00 a.m. - 5:00 p.m. - Hand Tool Room										Brad Swaters		
3	Sat, May 19	Bill Lintner								George Rexroad				
3	Sun, May 20		Chuck Saunders					Orientation No Open Shop		Chris McCauley				
	<b>Hour Beginning</b>	<b>9</b>	<b>10</b>	<b>11</b>	<b>12</b>	<b>1</b>	<b>2</b>	<b>3</b>	<b>4</b>	<b>5</b>	<b>6</b>	<b>7</b>	<b>8</b>	<b>9</b>
3	Mon, May 21						Ron Haw				Gary Strohm			
4	Tue, May 22	Matt Nowak			Ron Lomax			Craig Arnold			Roland Mohler			
											Wood Carvers SIG			
4	Wed, May 23	Bob Caldwell									Kevin Thomas			
											CNC SIG - 6:30			
4	Thu, May 24	Gary Mielke										Basic Woodworking		
4	Fri, May 25										David Kraatz			
4	Sat, May 26	David Kraatz												
4	Sun, May 27		Rob Young					Hand Tool SIG	Wayne Peterson					
	<b>Hour Beginning</b>	<b>9</b>	<b>10</b>	<b>11</b>	<b>12</b>	<b>1</b>	<b>2</b>	<b>3</b>	<b>4</b>	<b>5</b>	<b>6</b>	<b>7</b>	<b>8</b>	<b>9</b>
4	Mon, May 28						Ron Haw							
5	Tue, May 29	Gary Creek			Ron Lomax			Craig Arnold			Roland Mohler			
5	Wed, May 30	Roger Bartlett									Kevin Thomas			
5	Thu, May 31	Gary Mielke												

[Communications@kcwoodworkersguild.org](mailto:Communications@kcwoodworkersguild.org)

**Find us on the Web** at [www.kcwoodworkersguild.org](http://www.kcwoodworkersguild.org). Have a suggestion for the Guild? Idea for a program, clinic, workshop? Contact us using the emails addresses below.

KCWG Leadership	Name
President: <a href="mailto:president@kcwoodworkersguild.org">president@kcwoodworkersguild.org</a>	Roland Mohler
Vice-President: <a href="mailto:vicepresident@kcwoodworkersguild.org">vicepresident@kcwoodworkersguild.org</a>	Roger Bartlett
Secretary : <a href="mailto:secretary@kcwoodworkersguild.org">secretary@kcwoodworkersguild.org</a>	Sharon Pugh
Treasurer: <a href="mailto:treasurer@kcwoodworkersguild.org">treasurer@kcwoodworkersguild.org</a>	Gary Mielke
Member-at-Large : <a href="mailto:memberatlarge@kcwoodworkersguild.org">memberatlarge@kcwoodworkersguild.org</a>	Tim Locke
Director of Events : <a href="mailto:events@kcwoodworkersguild.org">events@kcwoodworkersguild.org</a>	Alex Scott
Director of Membership : <a href="mailto:membership@kcwoodworkersguild.org">membership@kcwoodworkersguild.org</a>	Wayne Peterson
Director of Communication : <a href="mailto:communication@kcwoodworkersguild.org">communication@kcwoodworkersguild.org</a>	Dick Kammer
Director of Sponsorship : <a href="mailto:sponsorship@kcwoodworkersguild.org">sponsorship@kcwoodworkersguild.org</a>	Craig Arnold
Director of Training : <a href="mailto:training@kcwoodworkersguild.org">training@kcwoodworkersguild.org</a>	David Kraatz
Director of Programs : <a href="mailto:programs@kcwoodworkersguild.org">programs@kcwoodworkersguild.org</a>	Matt Nowak
Director of Assets : <a href="mailto:assets@kcwoodworkersguild.org">assets@kcwoodworkersguild.org</a>	Chuck Saunders
Director of Safety : <a href="mailto:safety@kcwoodworkersguild.org">safety@kcwoodworkersguild.org</a>	John Sloss
Librarian : <a href="mailto:library@kcwoodworkersguild.org">library@kcwoodworkersguild.org</a>	Andrew Carr
Web Master: <a href="mailto:webmaster@kcwoodworkersguild.org">webmaster@kcwoodworkersguild.org</a>	

***“There is only one thing that makes a dream impossible to achieve: the fear of failure.”***

— Paulo Coelho

**Wood Words** is a monthly online publication of the Kansas City Woodworkers’ Guild headquartered at 3189 Mercier St; Kansas City, Mo 64111. Past issues are archived at <http://kcwoodworkersguild.org/newsletter/>. The editor is Richard Kammer with the assistance of Roya Souag. All rights reserved.