

# Kansas City Woodworkers' Guild

Increase your Woodworking skill and knowledge



**KCWG Sponsors**  
Check 'em out!

## Member News

### President's Corner

I was thinking about what makes the Guild so great for me and I remembered the look on one of the student's faces in the last Basic Woodworking class when she got a concept.

Woodworking has brought so much joy to me as I worked creating beautiful projects. There is something that is peaceful and fulfilling about making something out of chunks of wood. I believe that the creative process brings joy to everyone.

Many people don't believe that they have the ability to create anything of significant value. The power of the Guild is that it provides a chance for people to develop their creative side. When we are at the shop we not only have a chance to make wonderful projects, but to receive help making better projects.

The most fun for me is to watch the joy on someone else's face as they catch the bug. This is what the Guild is about to me, helping

others, and learning from them as well, so that we all improve our creative processes.

-Roland Mohler, President



### Notes from the Library

I'm pleased to announce that Megan Fitzpatrick of Popular Woodworking sent two packages to the Guild recently that contained over a dozen DVD's and about the same amount of books! The DVD's span 'From The Art of Spoon Carving' with Jarrod Dahl to Schwarz's Campaign Chair build. There's a good mix of styles and techniques so that everyone will be able to learn something. The books range from shaker furniture projects, classic American furniture, hand tool jigs, and fixtures. The selection she chose is wide ranging

in skill level as well, from beginning tutorial to advanced techniques. These books and DVD's will be available for checkout shortly after we get them logged into the system but are currently available for reference next to the library computer.

Also! We received some magazine archives on disc - the American Woodworker, Woodwork, and Popular Woodworking back catalogs are now available on the library computer for viewing. Don't forget we also have the Fine Woodworking digital archive available as well!

As always, the library is always open whenever there's a foreman in the shop but please keep the door closed to keep the sawdust off of the books. Speaking of which, keep making sawdust!

-Andrew Carr, Librarian



Schutte Lumber  
(816) 753-6262

Woodcraft Supply  
(913) 599-2800

Metro Hardwoods, Inc.  
(816) 373-1710

Andre's Tearoom  
5018 Main St  
Kansas City, MO 64112  
816-561-6484

Eagle Jigs, L.L.C.  
14221 Peterson Road  
Kansas City, MO 64149

Santa Fe Glass  
EVERYTHING IN GLASS  
All six locations  
800-371-4527

Apollo Sprayers  
[www.hvlp.com](http://www.hvlp.com)

STRASSER  
Hardware  
ware  
(913) 236-5858

Woodline  
(800) 472-6950

Cedar Creek  
Sawmill  
(913) 638-1173

Van-Ton John Van Goethem  
913-631-1094

**Katalyst**  
GROUP INC.

**Tom The Sawyer**  
Portable  
Sawmill Service  
[www.TomTheSawyer.net](http://www.TomTheSawyer.net)

**SUPERIOR GRINDING LLC**  
KYLE ALEXANDER  
5315 BAYTOWN RD  
BAYTOWN, MO 64133  
Office: 816-561-6665  
Cell: 913-638-2029  
Fax: 816-561-6666  
[kalex@superiorgrinding.net](mailto:kalex@superiorgrinding.net)  
[www.superiorgrinding.net](http://www.superiorgrinding.net)

## Finances

The third quarter is almost over and it appears 2016 will be another successful year for the Guild. With this year wrapping up, it's time to start planning for 2017. The budgeting for 2017 will start in October with budget approval set for December. Now is the time to let the Leadership Committee members know what you would like to see in 2017. Suggestions for programs for the monthly general meeting, training classes, new equipment you would like to

see, or any recommendation on how to improve the Guild are welcome.

It's also a good time for you to let the Leadership Committee members know areas of the Guild you are interested in and when you are available to help out. The more we spread the workload the more we can get done.

Monthly cash flow reports are available on the web site in the "Members Only

Area" under Financial Statements. If you have any questions, please let me know.

-Gary Mielke, Treasurer



## From the Shop

First things first, a welcome back to Mike Jones! Mike will be manning Open Shop on the first Saturdays of the month.

Our reminder of the month this time covers finishing. Our shop is the perfect place to research, prep and build all the way through the final sanding. But there is no finishing allowed of personal projects allowed in the shop. The shop does not have the ventilation capabilities to provide a safe finishing environment for all of our members, both the finisher and the incidental members in the shop.

Guild projects can be finished because we are able to schedule and limit exposure to members. Thank you for your understanding and cooperation.

When we moved to this space the neighborhood was pretty quiet and getting quieter, we were free to park wherever we found space. As we have increased our weekday usage and new tenants have moved in, we are reminded to be courteous and considerate. Never park in front of a loading dock door. Try not to park in other tenants parking areas especially during regular business

hours. When we have special events we will post where additional parking is available. Your cooperation is greatly appreciated.

Thanks,

Chuck Saunders, Assets Director



## Programming With A New Programmer

Aside from the fact that my wife says that she is not going to bake the cookies for each meeting, I am delighted to act as the KCWG Programs Chair. We have had a great run of Program Chairs and if I am lucky and get some help from you, maybe we can continue that good run. I am a pretty creative thinker, but I doubt that I can come up with ideas and secure the guest speakers for every month without your help. If you are working on something really cool or know of someone who is and would be willing to talk about it for half an hour, let me know.

Additionally, the Program Chair is also responsible for the sound and video during the meeting. I may be able to learn it, but would prefer to rely on someone else or on several others to make that happen at each meeting. My daily work kept me in the woods for more than 40 years and I have little practical knowledge about keeping audio and video things working, and Lord help me if there is a problem bigger than replacing a battery in a microphone.

So we can do this as a team and I look forward to keeping up a great run of programs with your help.

Matt Nowak, Programs Chair



## Hand Tool Special Interest Group:

### Finding, Pricing, Restoring, and Modifying User Tools

All members and their guests as well as interested prospective members are welcome and invited to attend this meeting.

Members who do not regularly attend the Hand Tool SIG and interested in this topic are encouraged to check out the SIG at this meeting.

Topics will include:

- understanding the difference: user tools and collectibles.
- when to restore and when not to restore a tool.
- difference between restoration, repair,

- and tuning.
- modifying user woodworking tools.



- restoring tips and techniques, including tools & restoration products needed.

Please bring with you samples of your tool

candidates for restoration as well as tools that you have restored?

Plan to participate in the topics through discussion, shared experience, and your show & tell.

Questions may be addressed to:

-William Johnston

[johnston@everestkc.net](mailto:johnston@everestkc.net)

913-492-6942

(Mobile) 913-709-8186



## Rewards of Membership

One of the most rewarding aspects of being a Guild member is being able to help others and build camaraderie. Recently, one of our senior members had a project he needed to complete but was feeling under the weather that day. Jerry Thompson and I jumped in and finished the project for him. We knew he appreciated us doing this for him. (In fact, we got dinner out of the deal!)

Each one of us has a talent we can use to help others, or help with Guild functions. Want to help?

Come to an open shop even if you don't have a project in the works. Chances are, there is someone else there who needs help with their project. It's a good opportunity to share your woodworking tips or pick up some tips.

Others who can use your help are the various volunteer Directors of the Guild. For example, Matt Nowak is the new Programs Director, and needs help operating the audio-visual equipment on meeting nights. Volunteers are needed to help with the upcoming open house and auction.


The guild operates exclusively on volunteer effort. If you see a job that needs to be done, and you can do it, do it.

-Roger Bartlett, Vice-President



## Kansas City Woodworkers' Guild

Increase your Woodworking skill and knowledge



## Upcoming Windsor Chair Class

**T**raining Director David Kraatz has posted the letter below from David Abeel who will lead a class in Windsor Chair building in April of 2017. The full letter, along with pictures, is posted in the training section of the Guild web site. The final schedule and SignUp options will be posted on or about October 1<sup>st</sup>.

-----  
 "Greetings Kansas City Woodworkers. My name is David Abeel. I live in Traverse City, Michigan, working out of a small garage workshop and teach Windsor chair making with John Wilson at his Home Shop in Charlotte, MI and at a number of other college and community locations across the Northeast.

I will be coming to Kansas City April 24-28, 2017, to offer Windsor stool, chair and settee classes. This note is to introduce myself and to encourage you to start thinking about which project you might like to try next April.

My classes are "Maker's Choice." Students can pick from any of five projects. Since there is quite a bit of prep required for each chair, the more head start you can give me, the better. This will help me know what assortment of seats and parts need to be prepared for my trip to KC.

I provide all turned parts and have band sawed out seats, combs and arm pieces. Students will get lots of exposure to travishers and spoke shaves as they excavate seats and shape parts. Combs will be shaped, boiled and bent in class.

Classes are designed to be completed in 2 or 3 days depending on what project you select. To maximize the number of students we can accommodate, the dates and start times for classes will be staggered. Some will run Monday and Tuesday. Others will begin on Wednesday and end on Friday.

My goal is to have every student go home with a

beautiful Windsor piece assembled, leveled, glued up and ready for paint or clear finish at home.

At this time, we don't have a limit on enrollment. Our goal is to allow as many members as possible to have this experience.

The charge for instruction time and materials."

-David Abeel, TC Chairworks



## The NFPA Diamond Placard: What Does it Mean?

**W**hat is the NFPA 704 Diamond?  
 NFPA placards are signs that are diamond in shape, with four panels of different colors making up the body of the sign. Each color represents a different hazard (see above diagram). Hazards are denoted in each of the 4 areas with a number (4 through 0) or a letter/symbol.

### **Why does the NFPA Placard exist?**

Fire fighters and other emergency personnel were entering buildings without any knowledge of the hazards present. The NFPA Placard was adopted to immediately alert emergency personnel to the hazards present. The Placard also assists the company to comply with the OSHA Hazard Communication standard.

### **Where will I find the NFPA Placard?**

In Kansas City and other cities, you will see the placard on all exterior business entrances. When large quantities of chemicals are present, these placards are required by local ordinance. Watch for the Diamond at the entrance of local businesses.

### **What do the four color quadrants represent?**

**Blue Panel** - Health Hazards: This section indicates the hazard to human health.

**Red Panel** - Fire Hazards: This section indicates the flammability of the material stored.

**Yellow Panel** - Reactivity: This section indicates the reactivity of the material stored.

**White Panel** - Special Precautions: This section contains special instructions that pertain to the chemicals present, i.e. **W** indicates that water is not to be used as it will react with the chemicals present.

### **What do the number and/or letters in the colored quadrants represent?**

The numbers indicate the degree of hazard present for a category.

- A numbering system of zero to four is used denoting the severity of the hazard.
- A four indicates a severe hazard;
- A three denotes a serious hazard;
- A two denotes a moderate hazard;
- A one denotes a slight hazard;

A zero denotes minimal hazard or no hazard.



## Are you Ready for *Rough to Ready*!

One of the alternative ways for new Kansas City Woodworkers Guild members to earn their **Green Nametag** and gain full shop privileges is by participating in the *Rough to Ready* class. We schedule several dates for the class each month with various time slots, meaning that almost everyone wanting to take the class can find a class time that is convenient for them.

*Rough to Ready* is a great way for the beginning or novice woodworker to get basic hands on experience with many of the machines in the Kansas City Woodworkers Guild shop. In the class, each participant builds a 9" x 5" box from a single rough-cut board. As we go through the process of building your box, we will discuss the safety features of each machine we use and give you the opportunity to learn how to setup each of those machines to successfully build your project. You will learn to set up and actually use the miter saw, jointer, planer, band

saw, table saw (ripping, cross cutting and does), router table and drum sander. Not only will you leave the class with a completed box ready to apply finish to, but with enough wood to build another box on your own to help you perfect your newly learned skills.



*Rough to Ready* classes are typically limited to the instructor and two participants. Cost is a very reasonable \$30.00 for those with the Sawdust Maker membership, and members with the Woodworker Plus membership receive an additional 20% discount. Our classes last about 4 ½ hours.


*Rough to Ready* classes do not require that you have your **Green Tag**. Your successful participation in the class will result in your **Green Tag** being awarded. Members who have already taken the safety orientation and have had their **Green Tag** issued are also welcome to take the *Rough to Ready* classes.

To sign up for one of the many available *Rough to Ready* classes, make sure that you have met the prerequisites outlined on the Guild website under '[Activities](#)' / '[Training and Classes](#)' tabs, and once completed, click on the site's 'SignUp' tab.

We look forward to seeing you in one of our upcoming classes.

## Made By Members

-CW Hensley




-Bill Rivert

## Made By Members, Cont..



-Dan Robidoux



-Efi Mamara



-John Sloss

## Made By Members, Cont..

-Bill Kuhlman



-Bob Rummer

-Jon Roy Lunde



## Made By Members, Cont..



-David Clarke & David Roth

All Photos  
Courtesy Neal Ray Shoger

-Wayne Peterson



-Mike Resch



-Ron Lomax





**KCWG Open Shop Schedule for September 2016**

Hour Beginning	9	10	11	12	1	2	3	4	5	6	7	8	9	
Thu, Sept 01	Gary Mielke													
Fri, Sept 02										Andrew Carr				
Sat, Sept 03	Bill Lintner							George Rowood						
Sun, Sept 04		Gary Mielke					NO Power Tool SIG							
Hour Beginning	9	10	11	12	1	2	3	4	5	6	7	8	9	
Mon, Sept 05									Gary Strohm					
Tue, Sept 06	Jary Thompson			Craig Arnold							Kara Paris			
Wed, Sept 07	Roger Bartlett										Leadership Committee			
Thu, Sept 08	Gary Mielke										Basic Woodworking			
Fri, Sept 09	2-Day CNC Retreat with Legacy									David Kratz				
Sat, Sept 10	2-Day CNC Retreat with Legacy - NO OPEN SHOP													
"	Carved Walnut Philadelphia Side Chair													
Sun, Sept 11		Rob Young						Mark Waugh						
Hour Beginning	9	10	11	12	1	2	3	4	5	6	7	8	9	
Mon, Sept 12											Woodturners			
Tue, Sept 13	Jim Stuart			Ron Lomax			Craig Arnold			Roland Mohler				
Wed, Sept 14	Bob Caldwell										Scroll Saw SIG			
Thu, Sept 15	Gary Mielke									Kevin Thomas				
"											Basic Woodworking			
Fri, Sept 16										Brad Swaten				
Sat, Sept 17	Bill Lintner							George Rowood						
"	Scroll Saw Class						Safety Orientation							
Sun, Sept 18		Chuck Saunders												
Hour Beginning	9	10	11	12	1	2	3	4	5	6	7	8	9	
Mon, Sept 19	Make a Federal Style Table - Freddy Roman - NO OPEN SHOP									Gary Strohm				
Tue, Sept 20	Make a Federal Style Table - Freddy Roman - NO OPEN SHOP									Craig Arnold				
Wed, Sept 21	Make a Federal Style Table - Freddy Roman - NO OPEN SHOP											General Meeting		
Thu, Sept 22	Make a Federal Style Table - Freddy Roman - NO OPEN SHOP											Basic Woodworking		
Fri, Sept 23	String, Banding & Inlay Techniques - Freddy Roman - NO OPEN SHOP									David Kratz				
Sat, Sept 24	David Kratz													
"	String, Banding & Inlay Techniques - Freddy Roman													
"	Carved Walnut Philadelphia Side Chair													
Sun, Sept 25		Rob Young					Hand Tool SIG		Weyne Peterson					
Hour Beginning	9	10	11	12	1	2	3	4	5	6	7	8	9	
Mon, Sept 26														
Tue, Sept 27	Jim Stuart			Ron Lomax			Craig Arnold			Roland Mohler				
"											Wood Carvers SIG			
Wed, Sept 28	Bob Caldwell										CNC SIG - 6:30			
Thu, Sept 29	Gary Mielke										Basic Woodworking			
Fri, Sept 30										Andrew Carr				



# Kansas City Woodworkers' Guild

Increase your Woodworking skill and knowledge



September 2016, No. 9

**Find Us : KC Woodworkers' Guild  
3189 Mercier  
Kansas City, MO 64111-3631**

Next General Meeting : September 21, 2016.

Find us on the Web at [www.kcwoodworkersguild.org](http://www.kcwoodworkersguild.org)

Have a suggestion for the Guild? Idea for a program, clinic, workshop? Contact us using the emails to the right.



**"There is only one thing that makes a dream impossible to achieve: the fear of failure."  
— Paulo Coelho**

Position	Name
President : <a href="mailto:president@kcwoodworkersguild.org">president@kcwoodworkersguild.org</a>	Roland Mahler
Vice-President : <a href="mailto:vicepresident@kcwoodworkersguild.org">vicepresident@kcwoodworkersguild.org</a>	Roger Bartlett
Secretary : <a href="mailto:secretary@kcwoodworkersguild.org">secretary@kcwoodworkersguild.org</a>	Sharon Pugh
Treasurer : <a href="mailto:treasurer@kcwoodworkersguild.org">treasurer@kcwoodworkersguild.org</a>	Gary Mielke
Member-at-Large : <a href="mailto:memberatlarge@kcwoodworkersguild.org">memberatlarge@kcwoodworkersguild.org</a>	Tim Locke
Director of Events : <a href="mailto:events@kcwoodworkersguild.org">events@kcwoodworkersguild.org</a>	Bill Lintner
Director of Membership : <a href="mailto:membership@kcwoodworkersguild.org">membership@kcwoodworkersguild.org</a>	Wayne Peterson
Director of Communication : <a href="mailto:communication@kcwoodworkersguild.org">communication@kcwoodworkersguild.org</a>	Dick Kammer
Director of Sponsorship : <a href="mailto:sponsorship@kcwoodworkersguild.org">sponsorship@kcwoodworkersguild.org</a>	Craig Arnold
Director of Training : <a href="mailto:training@kcwoodworkersguild.org">training@kcwoodworkersguild.org</a>	David Kraatz
Director of Programs : <a href="mailto:programs@kcwoodworkersguild.org">programs@kcwoodworkersguild.org</a>	
Director of Assets : <a href="mailto:assets@kcwoodworkersguild.org">assets@kcwoodworkersguild.org</a>	Chuck Saunders
Director of Safety : <a href="mailto:safety@kcwoodworkersguild.org">safety@kcwoodworkersguild.org</a>	Chuck Slagle
Newsletter Editor : <a href="mailto:newsletter@kcwoodworkersguild.org">newsletter@kcwoodworkersguild.org</a>	Brandon Mason
Web Master : <a href="mailto:webmaster@kcwoodworkersguild.org">webmaster@kcwoodworkersguild.org</a>	
Librarian : <a href="mailto:library@kcwoodworkersguild.org">library@kcwoodworkersguild.org</a>	Andrew Carr
Historian : <a href="mailto:g.creek@att.net">g.creek@att.net</a>	Ann Creek