

Kansas City Woodworkers' Guild

Increase your Woodworking skill and knowledge



KCWG Sponsors
Check 'em out!

Members News

President's Corner

Bylaws

By now you each should have received the bylaws that are to be voted on at the next general meeting. Please review them and be ready for the vote. These are to bring us into compliance with Missouri state regulations for not-for-profit corporations.

Classes

We have another session of the Basic Woodworking class underway at this time and continue to expand our training. If you have any ideas for training and/or are willing to help with a class, please

contact David Kraatz. I am pleased with how he is doing and look forward to the next year to learn more about woodworking.

Programming Directorship Open

Toby Lou has done a wonderful job as Programs Director. Due to changes at work for him he is stepping down from his position. If you are interested in stepping up to help in this position, please contact me asap.

Fellowship

The Guild continues to grow because of the comradery and fellowship that is experienced here.

Remember, we can only do this if we all continue to welcome everyone and help them to find what they need here.

Keep having fun creating projects with wood.

-Roland Mahler, President



Schutte Lumber
(816) 753-6262



Woodcraft Supply
(913) 599-2800



Metro Hardwoods, Inc.
(816) 373-1710



Andre's Tearoom
5018 Main St
Kansas City, MO 64112
816-561-6484



Eagle Jigs, L.L.C.
14221 Peterson Road
Kansas City, MO 64149



All six locations
800-371-4527



Apollo Sprayers
www.hvlp.com



Strasser Hardware
(913) 236-5858



Woodline
(800) 472-6950



Cedar Creek Sawmill
(913) 638-1173

Van-Ton

John Van Goethem
913-631-1094

Power Tool SIG — Meeting August 7th, 3:00pm-5:00pm

It's time to repeat our Welding program! This year instead of trying to make our woodworking shop more appropriate for welding, Tim Locke is hosting the SIG meeting out at Locke Equipment Company 15705 S. US 169 Hwy, Olathe, KS. 66062. By hosting the meeting at his shop we will have much more access to welding equipment and opportunities to try your hand at welding.

While welding is not a core woodworking or even powertool service skill, there are times when welding is what needs to be done. The purpose of this meeting is to offer an overview of the different welding processes and clarify some of the terms that you hear bandied about. Discussing what type of welder is best for what applications and giving the attendees some time in the seat to try the different welder types.

Because of the distance from the shop, Open shop will close at 2:00pm on that Sunday to allow for transit time.

Thanks,

-Chuck Saunders, Director of Assets



Katalyst

GROUP INC.

Tom The Sawyer
Portable
Sawmill Service
www.TomTheSawyer.net

KYLE ALEXANDER
5315 BAYTOWN RD
BAYTOWN, MO 64133
OFFICE: 816-561-6665
CELL: 913-638-2029
FAX: 816-561-6666
kalex@supriorgrinding.com
www.supriorgrinding.net

Maker Faire Success!!

Maker Faire turned out to be a great success again this year. We had great volunteers that helped set up the booth. We had great Guild members manning the booth Saturday & Sunday!

There were volunteers that helped cut up and drill out 540 toy trucks for the kids to assemble at the Maker Faire. Then Guild members gave away all 540 toy trucks by 10:00 a.m. Sunday morning. What can we say? The kids love our trucks!

We handed out over 1500 Guild flyers! There was a lot of interest in our booth and what we do at the Guild. And, once again, we received the blue ribbon of merit for our booth!

17,500 people attended the faire. The Maker Faire keeps getting bigger each year. It's a great event to let people know what the Guild is about and what we do—and, maybe just maybe, get a kid or two interested in wood working. They are our future members!

I would like to end with a great big THANK YOU to all the Guild volunteers that helped out with this successful event! We couldn't have done it without you! This is how the Guild stays strong!

-Bill Lintner, Events Director



Training News – July 8, 2016

There are several excellent training opportunities still available for your enrollment.

The Freddy Roman class, to make a Federal Style table and learn Freddy's techniques for banding and inlay to embellish your table, still has open spots for enrollment. If you are serious about advancing your skill to the next level, Do Not Miss this Class. Our Guild has reached the size and has the shop venue to support training at Freddy's level and I am hoping for a waiting list to get in this one.

We are soon to post the announcement and sign up for the 2017 Basic Woodworking clas-

ses. There will be three sessions of this class scheduled for February 02 -April 28, June 1 - August 24 and September 14 - December 14.

This class is a high demand class and enrollment will fill quickly. If you are a beginning woodworker or want to refresh you high school skills, this is the class for you.

We will have two sessions of the Basic Toy Building class in October and November. This is a simple approach to building toys that will enable you to fill your Christmas stocking requirements easily. Kids love them as proven by our experience in the past three years at

the Maker Faire.

Please watch the Guild web page and member announcements to Sign Up for these classes.

Remember, a wiz bang wood-working project without a plan of action and training is simply a day dream.

-David Kraatz, Training Coordinator



JULY SPECIALS

4/4 CAMBIA POPLAR

S2SSLR TO 25/32"

\$4.49 PER BOARD FOOT

4/4 RED OAK FIF

S2SSLR TO 25/32"

\$2.89 PER BOARD FOOT

4/4 HARD MAPLE

S2SSLR TO 25/32"

\$3.99 PER BOARD FOOT

4/4 HONEY LOCUST

S2SSLR TO 25/32"

\$3.49 PER BOARD FOOT

4/4 BIRCH

S2SSLR TO 25/32"

\$2.99 PER BOARD FOOT

4/4 BEECH EURO.

S2SSLR TO 25/32"

\$3.19 PER BOARD FOOT

STORE HOURS

MONDAY - FRIDAY - 9:30AM TO 6:30PM

SATURDAY - 9:00AM TO 4:00PM

SUNDAYS - CLOSED

4243 SOUTH NOLAND ROAD
INDEPENDENCE, MD. 64055
816-373-1710

From the Shop

It's hot, good time to get into the shop and work on some projects, the yard can wait! Hope everyone had a good 4th of July.

News around the shop: the **Parks band-saw** is up and running with new tires and blade guides so we now have two bandsaws for re-sawing. This brings up the issue of Sawing Logs. Sawing logs are tricky because trees refuse to grow with one flat surface so they will remain supported as they are cut. Whether you are cutting cookies (because apparently that is the number one wedding motif in the world at this time) or resawing a log, keeping the log steady and secure is your biggest issue. Logs need to be held on a sled of some sort that can cradle the log and not allow it to move during cutting. Trees also don't tend to remain consistent diameter over their length so make sure that the log will fit under the guide for its entire length.

For the record, the Guild discourages the sawing of logs in the shop.

The unstabl**eness** mentioned above is the **First** reason.

Second reason is that it turns out **most trees grow outside**. The bark of these outside trees tends to contain a lot of dirt and grit. Our sawblades don't cut dirt and grit for long before they become dull and don't cut as well, \$38 blade gone.

Third reason is that **trees have a habit of hiding metal** inside of them that only becomes apparent once a sharp cutting edge finds them, goodbye blade again.

Fourth reason pertains to **green wood**. Cutting green wood requires a larger gullet on the tooth because the sawdust produced is fluffier (not a USDA approved term). Overloading the gullet results in blade wandering and excess heat and strain on the blade. As an added bonus green wet wood

will most likely trip the SawStop tablesaws and make you sad.

On a happier note the new **Grizzly widebelt sander** is getting closer to operation with only another 200 more trips to Home Depot for fittings and stuff to go. This widebelt will replace the Performax Drum Sander. I feel that the widebelt is more robust and able to withstand our shop use better than the more fragile drum sander.

So get out of the heat, come down to the shop, the chips are fine.

-Chuck Saunders, Assets Director



Financial Update

The Guild is having another successful year. At the end of June, the bank balance have increased \$19,000 when compared to the beginning of the year. The increase is due in large part to increases in membership and funds from the Woodcarvers organization when they joined the Guild.

We have also completed an expansion of the shop. The expansion was started last December with the purchase of a 16" jointer, a 20" planer, five layout tables, an Oneida dust collector and a vinyl curtain to protect equipment, and the chairs used for meetings and to improve the look of the shop. This year the expansion was completed with the purchase of two additional SawStops and another Oneida dust collector. We also replaced the membership computer and the handheld wireless microphone system. The last piece of equipment purchased was a 24" widebelt sander. The expansion and addi-

tional equipment total over \$30,000.

If you have not seen the shop with all the new gear you need to stop by. It's impressive. I'm sure you will approve on how your money is beginning spent. You might also thank the individuals who volunteered to assemble, hooked up and get the equipment running.

The remainder of the year looks promising. There are a number of fund raising projects coming up that will require your help. The auction will also be an opportunity to volunteer and participate by bidding at the auction. It's events like these that keep the dues low. Make sure you do your part.

As a reminder more detailed financial information is available in the "Members Only" section of the website under "Financial Statements".

There is another opportunity the serve your Guild. The updated Guild bylaws will be voted on at the July 20th general meeting. Please review the Bylaws. A copy is available in the "Members Only" area of the Guild website under "Corporate Documents". Come to the July general meeting and vote. We need your vote for approval.

-Gary Mielke, Treasurer



Are You Aware of the "Invisible Injury?"

Noise is called an "invisible injury." When you are in the shop you are often more concerned with keeping all your fingers and eyesight. But hearing loss can also occur if your ears aren't protected.

Loss can occur regardless of the amount of time your ears are exposed to high noise levels -- even if only for a few minutes. Hearing loss is cumulative over your lifetime. A little exposure to very loud noises here and there adds up. And over a lifetime, even a few hours a week in a home shop, your recreational or work related activities can lead to some type of permanent hearing loss.

OSHA considers noise levels below 85 decibels (dB) to be safe. Anyone experiencing noise levels over 85 dB for *any* length of time should use some type of hearing protection. For an article, Woodsmith magazine purchased a sound level meter to check sound levels in a wood shop. They expected the thickness planer and the radial arm saw to register the loudest noise. When cutting a piece of 6" wide hard maple each produced a noise level around 105 dB. However, they were surprised with the other tools. When routing a 1/8"-wide groove on our enclosed base router table, they got a reading of 103 dB with the doors closed. With the doors open, it registered 106 dB. The table saw that they checked registered 104 dB! The

biggest surprise to them was the hand-held circular saw. It put out 110 dB while cutting 3 / 4 " - t h i c k p l y w o o d . So what can you do while working in the shop to protect yourself? There are a number of protectors available to guard your hearing. Some go in your ears, some go over your ears. Most



have a noise reduction rating (NRR) from about 21 dB to 33 dB. Using a protector with an NRR of 25 or greater brings everything in our shop down to a safe level. If you think using plugs and muffs will add protection, they do not. Both types of protection may only provide an additional 5dB of protection.

Some members like the foam ear plugs because they're inexpensive and they don't get in the way of their glasses. If inserted correctly, as instructed by the manufacture, they provide

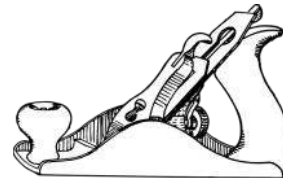
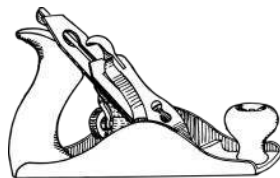
good protection. I like personally use the " earmuff " style. They're inexpensive and pretty comfortable. We have earmuffs around the shop to use, or the Guild sells a good quality earmuff if you do not have one.

The Guild in not your mother, we do not require the use of hearing protection in the shop. But your personal safety and future hearing is your responsibility. You are encouraged to use hearing protection anytime you work in the Guild shop.

Which one should you use? Whichever type of hearing protection is the most comfortable to you and that you will use!

For more information on noise induced hearing loss, we have two Safety Tips on the web site for your information.

-Chuck Slagle, Director of Safety



Kansas City Woodworkers' Guild

Increase your Woodworking skill and knowledge




Made By Members



-Mac Dressler



-Rob Young



Made By Members, Cont..



-John Komen



-Kerry Jordan



-Bob Jeppson

All Photos
Courtesy Neal Ray Shoger

Made By Members, Cont..



-Wayne Peterson

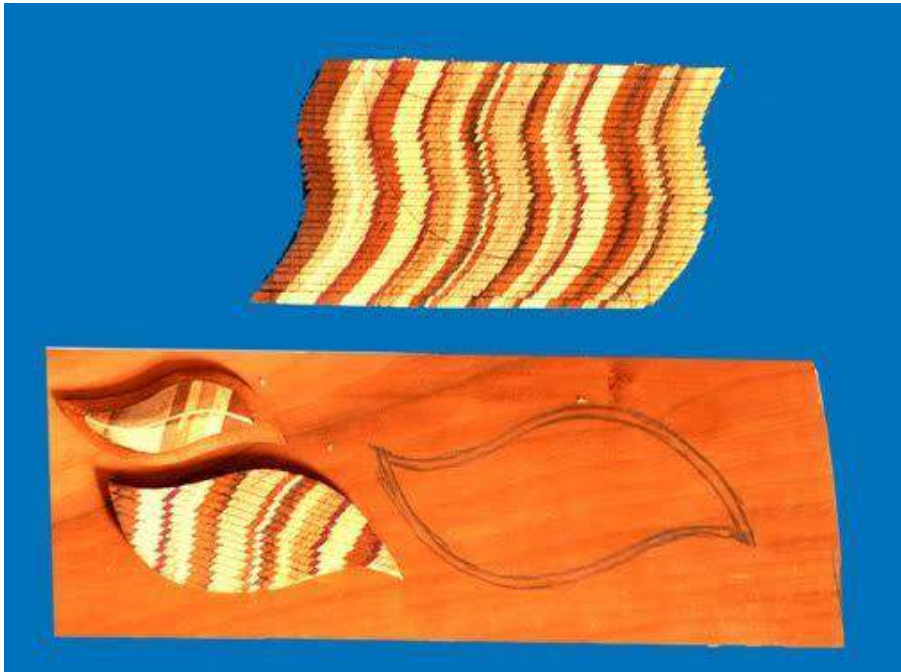


-Matt Nowak

Made By Members, Cont..



-Les Hastings



-Kevin Williamson

Made By Members, Cont..



-Craig Arnold

**All Photos
Courtesy Neal Ray Shoger**

KCWG Open Shop Schedule for July 2016

	Hour Beginning	9	10	11	12	1	2	3	4	5	6	7	8	9	
1	Fri, July 01										Andrew Carr				
1	Sat, July 02	Bill Untner													
1	Sun, July 03		Chuck Saunders					Power Tool SIG							
1	Hour Beginning	9	10	11	12	1	2	3	4	5	6	7	8	9	
1	Mon, July 04		Happy			Birthday			USA			Shop Closed			
1	Tue, July 05	Jerry Thompson			Craig Arnold							Kara Paris			
1	Wed, July 06	Roger Bartlett										LC Conference			
1	Thu, July 07	Gary Mielke										SketchUp			
	"											Basic Woodworking			
2	Fri, July 08										David Kraatz				
2	Sat, July 09	David Kraatz													
	"		Cabonnetmaking												
2	Sun, July 10		Rob Young						Mark Waugh						
2	Hour Beginning	9	10	11	12	1	2	3	4	5	6	7	8	9	
2	Mon, July 11											Woodturners			
2	Tue July 12	Jim Suart			Ron Lomax			Craig Arnold			Roland Mohler				
2	Wed, July 13											Scroll Saw SIG			
3	Thu, July 14	Gary Mielke										SketchUp			
	"											Basic Woodworking			
3	Fri, July 15										Andrew Carr				
3	Sat, July 16	Bill Untner													
	"		Carved Walnut Philadelphia Side Chair												
	Sun, July 17		Chuck Saunders					Safety Orientation							
3	Hour Beginning	9	10	11	12	1	2	3	4	5	6	7	8	9	
3	Mon, July 18									Gary Strohm					
3	Tue, July 19	Jerry Thompson			Craig Arnold										
3	Wed, July 20	Roger Bartlett										General Meeting			
3	Thu, July 21	DeWalt Regional Meeting - Shop Closed										SketchUp			
	"											Basic Woodworking			
4	Fri, July 22										David Kraatz				
4	Sat, July 23	David Kraatz													
	"		Scroll Saw Class												
4	Sun, July 24		Rob Young				Hand Tool SIG	Wayne Peteraon							
4	Hour Beginning	9	10	11	12	1	2	3	4	5	6	7	8	9	
4	Mon, July 25														
4	Tue, July 26	Jim Suart			Ron Lomax						Roland Mohler				
	"											Wood Carvers SIG			
4	Wed, July 27											CNC SIG - 6:30			
4	Thu, July 28	Gary Mielke										Basic Woodworking			
5	Fri, July 29										Andrew Carr				
5	Sat, July 30	Carved Walnut Philadelphia Side Chair													
5	Sun, July 31		Chuck Saunders												



Kansas City Woodworkers' Guild

Increase your Woodworking skill and knowledge



July 2016, No. 7

**Find Us : KC Woodworkers' Guild
3189 Mercier
Kansas City, MO 64111-3631**

Next General Meeting : July 20, 2016.

Find us on the Web at www.kcwoodworkersguild.org

Have a suggestion for the Guild? Idea for a program, clinic, workshop? Contact us using the emails to the right.



**"There is only one thing that makes a dream impossible to achieve: the fear of failure."
— Paulo Coelho**

Position	Name
President : president@kcwoodworkersguild.org	Roland Mahler
Vice-President : vicepresident@kcwoodworkersguild.org	Roger Bartlett
Secretary : secretary@kcwoodworkersguild.org	Sharon Pugh
Treasurer : treasurer@kcwoodworkersguild.org	Gary Mielke
Member-at-Large : memberatlarge@kcwoodworkersguild.org	Tim Locke
Director of Events : events@kcwoodworkersguild.org	Bill Lintner
Director of Membership : membership@kcwoodworkersguild.org	Wayne Peterson
Director of Communication : communication@kcwoodworkersguild.org	Dick Kammer
Director of Sponsorship : sponsorship@kcwoodworkersguild.org	Craig Arnold
Director of Training : training@kcwoodworkersguild.org	David Kraatz
Director of Programs : programs@kcwoodworkersguild.org	
Director of Assets : assets@kcwoodworkersguild.org	Chuck Saunders
Director of Safety : safety@kcwoodworkersguild.org	Chuck Slagle
Newsletter Editor : newsletter@kcwoodworkersguild.org	Brandon Mason
Web Master : webmaster@kcwoodworkersguild.org	
Librarian : library@kcwoodworkersguild.org	Andrew Carr
Historian : g.creek@att.net	Ann Creek