

# Kansas City Woodworkers' Guild

Increase your Woodworking skill and knowledge



**KCWG Sponsors**  
Check 'em out!



Schutte Lumber  
(816) 753-6262



Woodcraft Supply  
(913) 599-2800



Metro Hardwoods, Inc.  
(816) 373-1710



Andre's Tearoom  
5018 Main St  
Kansas City, MO 64112  
816-561-6484



Eagle Jigs, L.L.C.  
14221 Peterson Road  
Kansas City, MO 64149



Santa Fe Glass  
EVERYTHING IN GLASS  
All six locations  
800-371-4527



Apollo Sprayers  
[www.hvlp.com](http://www.hvlp.com)



Strasser Hardware  
(913) 236-5858



Woodline  
(800) 472-6950



Cedar Creek Sawmill  
(913) 638-1173

Van-Ton

John Van Goethem  
913-631-1094

**Katalyst**  
GROUP INC.

**Tom The Sawyer**  
Portable  
Sawmill Service  
[www.TomTheSawyer.net](http://www.TomTheSawyer.net)

**SUPERIOR GRINDING LLC**  
KYLE ALEXANDER  
5315 BAYTOWN RD  
BAYTOWN, MO 64133  
OFFICE: 816-561-6665  
CELL: 913-638-2029  
FAX: 816-561-6666  
[www.superiorgrinding.net](http://www.superiorgrinding.net)

## Members News

### President's Corner

**O**n February 6<sup>th</sup> we kicked off a new training program called the Skill Builder Clinic. These clinics will be held the first Saturday morning of the month (usually) and will cover a basic woodworking topic. Our first program was on dado blades. Future programs will cover topics like routers, cutting veneers on the bandsaw, using the jointer etc.

The clinics are free, there is no sign ups and because they are demonstrations, they do not require that you have a green card. The clinics are conducted by various members and are a great way to get your feet wet if you are interested in offering you services to the training program. Let Dave Kraatz know that you want to join the effort. Likewise if there is a topic you want covered Dave can

use that information as well.

The shop expansion is moving along but there is more to be done. Let Erwin know if you have some time to share. Erwin has the new jointer ready to go along with the new planer so we can handle wider stock with ease.

I have pointed out a couple of the areas where members are encouraged to participate, but truth be known there is room in all areas. The Safety committee is looking for new members. Programs can use help during and before the general meeting. Membership has a lot going on as well. Communications is an area ripe in opportunities to participate what with the website and newsletter. There is a lull in Events but with The Woodworking Shows in April and Maker Faire in June, Bill Lint-

ner will definitely need assistance, let him know you're available. Sponsorship is our connection with the vendors that support the Guild. Craig Arnold can't do it all alone.

George Rexroad Director of Membership tells me we have over 700 members and yet we are having difficulty getting members to help. How can that be? If everyone could give a little of their time, there is no telling what could be offered. I hope that you will consider giving of your most valuable resource, your time.

-Chuck Saunders, President



### Programs

**T**he Guild has experienced tremendous growth in membership over the last year. Consequently this is a good time to review some of the basic skill opportunities offered our members.

Our program for February will focus on Special Interest Groups (and the Woodturners too!). For those looking to expand their skills, the monthly meetings held by SIGs

make a great resource. And for those that have skills to share, consider joining a SIG to assist others with similar interests.

Experiencing rapid growth has asked much of current volunteers. Participating in SIGs is a great way to increase the value of your membership. During the February program each SIG will share the scope of their group, their scheduled meeting times, and answer

the most frequently asked questions from members.

Come prepared with questions and be ready to fulfill on your New Year's Resolution to spend more time in the shop!

-Toby Liu, Programming Director



## From the Shop

The work in getting the new Mobile Shop is progressing.

Electrical to the new lade center has been started.

The Grizzly 20" thickness planer and 16" jointer are both finally in service. The jointer was delivered with the inboard bearing housing .050" low and out of the range of adjustment. After much correspondence with the Grizzly technical staff a solution was settled on and the corrections made to make the cutter head parallel to the out-feed table. All of the final adjustments have been made and test boards run through to verify settings.



A shot of the new Mobile Shop

We ran a 2"X 12" wide board with a severe twist as the first trial specimen. After a several passes to level the corners and approached getting the board in a single plane a vacuum developed between the board and the out-feed table, which indicated the board was flat and true. Success!!

The second Powermatic mortise machine has been adjusted and is ready for use.

Both of the new Oneida portable dust collectors are here and assembled.

The new benches are getting the vices installed. See Chuck if you would like to help with the vices. I think he might appreciate some help.

The Guild has many new members now using the shop, and there are some important things to remember when using the shop:


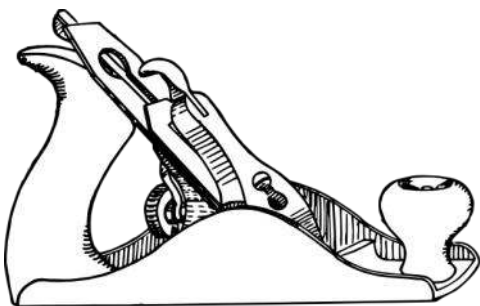
- The shop foreman is a volunteer position, unpaid as with all the rest of the Guild's staff, so cooperation with the foreman is appreciated, as he is there to provide a safe environment in which to work. He also is more than happy to assist you with your project, but they may need your help too.
- It is incumbent on all members to clean up after yourselves before leaving a machine or work area. The foremen are not your fathers or mothers to take care of your mess, so you need to take care of it yourself.
- And it is good manners to help with the general shop clean up at the end of the shop period. There have been instances

where the foreman was told "emptying the trash can was their responsibility" and members have refused to do assist. Assisting the Shop Foremen is a part of Guild fellowship.

- Liquids, e.g. soda and coffee cups, are NOT to be in the machine area. Cans leave rings metal surfaces and immediately cause flash rust or spilt making a mess.
- Woodworking machines are not storage or assembly areas and are not to be used as anvils as banging on them will affect the accuracy of the machine. The case in point, a person was hammering a dado together on the out-feed table of the new jointer. The out-feed table is set to the .001" above the top dead center of the cutter head, hammering on the table can affect the performance of the equipment.
- Lastly, please be considerate of others using the shop with the amount of table space and carts you are using.

That said, you should have fun in the shop!! The rules are there to help you do that.

-Erwin Kurtz, Assets Director



## Wow! The Guild Training Activities Off on a Strong Start

The Hand Tool Class with Rob Young and the Basic Woodworking Class have begun and there is a lot of action in the shop on Thursday evenings.

The Introduction to scroll Sawing classes with John Tegler are listed online and available for your enrollment. Be sure to sign up for a spot, there are only five available for each session.

There are open seats for the Paul Schurch Veneering and Marquetry classes in April. Please check the online training schedule for details. This is an opportunity to learn from an internationally recognized craftsman. If you are serious about learning Marquetry and Veneering skills, do not miss these classes.

There are open seats for the Shaker Box and Wooden Tool Mak-

ing classes with John Wilson and Eric Pintar in June. Please check the online training schedule for details. John Wilson is the foremost practitioner of Shaker box craft. He conducts classes nationwide, on box building and wooden tool building. He is one of a very few vendors for supplies supporting this craft. Do not miss this opportunity to learn and continue this historical ageless skill.

There is a high demand for basic woodworking instruction in our growing membership. In response to this demand, we are scheduling two additional Basic Woodworking Classes for this year. These classes will begin on June 02 and September 08. Please check the online schedule for details and enrollment.

We are working on two mentored classes with Cal Hobbs on Building a Footstool and Building a Carved

Dining Chair. Please watch for details and enrollment schedules online.

The monthly skill building clinics started on Saturday, February 06 with Chuck Saunders showing how to set up and use the dado saw. This is one of the busiest workstations in the shop during open shop and class sessions.

As always, we are looking for new instructors and your suggestions for training.

-David Kraatz, Training Director



More Sponsors!

David Roth  
Woodwork  
913-481-9016

Intarsia By Day



Marquetry By Night

chefroth@everestkc.net



Re-View  
1235 Saline St  
N. Kansas City, MO 64116



Wood By Design  
(913) 962-0159

## Skill Building Clinics Begin

The Training Department's foray into Skill Building Clinics began at 9:00 a.m. Saturday, February 6<sup>th</sup>, with Chuck Saunders leading a discussion, show-and-tell on dado blades.

Fifteen Guild members of all stripes were in attendance for the presentation where Chuck explained the various types of dado blades and their setups, and gave practical demonstration of their common usage.

After showing the common application of rabbits and dado cuts, Chuck showed how to create linear and angled lap joinery, tongue and groove cuts, and box (finger) joins. Throughout the process, Chuck demonstrated the safety practices incumbent on all Guild members using the shop. He also cautioned against over-tightening.




("When it won't slip, it's tight.")

The clinic lasted until approximately 10:30 after a brief Q&A session.

According to Training Director David Kraatz, these clinics will be offered on a monthly basis. They are free and do not require a Green Tag for attendance. There are also no SignUps, just ShowUps for the program. We don't know if the practice will be standard or not, but Chuck did provide doughnuts for the group.



-Dick Kammer, Director of Communications



## **Guild Finances: Membership Is Up & Finances Strong**

**W**e're off to a good start. Approximately half of our member have paid their membership fee for 2016. Memberships in the Guild run from January 1 to December 31. Renew your membership before you are dropped from our roster and you will need to go through the membership process again including the safety test and orientation.

You may renew online using the Guild website and PayPal. You can send a check to the guild:

Kansas City Woodworkers' Guild  
Attn: Membership  
3189 Mercier  
Kansas City, MO 6411

Or you can come to the Guild during Open Shop and pay by cash, check or credit card.

Membership levels include:

### **Benefactor \$125.00**

If you believe in the Guild's mission, and purpose, and in the service and benefits it provides to the community, please consider becoming a Benefactor. As a Benefactor, you receive Special Recognition along with Woodworker Plus benefits.

### **Woodworker Plus \$100.00**

20% discount on Guild Activities (Classes, Workshops and Field Trips). 20% discount on Guild merchandise (hats, shirts, ect) Open shop privileges plus Regular member benefits.

### **Sawdust Maker \$75.00**

Open shop privileges plus Regular member benefits.

### **Regular Member \$50.00**

### **Senior Member \$35.00**

### **Student Member \$20.00**

**All memberships include:** Fellowship - Wood Wisdom & Mentoring - Discounts at Sponsoring Vendors - Demonstrations - Community Service Opportunities - Monthly Newsletter - Tool Reviews - Library Access - Masters' lectures/ demonstrations - Safety Awareness - Equipment Auction / Sales.

We have a great year planned with an expanded shop and great training and programs. Don't miss out.

-Gary Mielke, Treasurer



## **Guild Attendance**

**I**t was reported Saturday morning, February 6th, that there were 53 cars parked at the Guild shop. The Woodturners were there, as were those attending the Skills Building Clinic, those attending the preliminary class for veneering and marquetry, and those using Open Shop for their own projects.

-Dick Kammer, Director of Communications





## Member Profiles

### Larry Hanson



Please welcome brand new member, Larry Hanson, to the Guild. Larry joins us after retiring after spending 30+ years as a mechanical engineer for Burns & McDonnell. They even gave him a Powermatic Bench top mortiser, as a retirement gift. Seems as though they knew where his time would now be spent. Larry has been woodworking for 38 years, getting his start at his Grandfather's side. He hopes to learn more about furniture making as a member of the Guild. His favorite hand tool is a hammer since it can build or demolish. Larry considers oak his favorite wood for it's durability and beauty. One of his favorite projects was a day bed he made for his daughter. It was his first piece of furniture and she still uses it today, 25 years later.

### Chris Cohick

Say hello to another new member, Chris Cohick. Chris' day job is as an IT Consultant. He is not only new to the Guild, but relatively new to woodworking, having only been doing it for 2 years. While he likes the "schnick" of a sharp hand plane, his favorite tool is the one that will get the job done, whatever the job may be. Though not very experienced with a variety of woods, his current favorite is cherry. The router table, pictured here, is his favorite project, so far. He learned several techniques and enjoyed the learning experience.



If you see Larry or Chris at the shop, be sure to welcome them to the Guild. Let's help them to *"Get their sawdust on"*.



**Kansas City Woodworkers' Guild**

Increase your Woodworking skill and knowledge



## From Another Shop

While traveling in the Great Northwest I was able to stop at the Port Townsend School of Woodworking. The School is located on Olympic Peninsula in the Fort Worden State Park. The park is located at the intersection of Strait of Juan de Fuca and Admiralty Inlet and is accessible from the South by road or the North by the Kingston Ferry. We chose the ferry about 100 miles shorter to get to Port Townsend.

were no machine tools located in the classroom, just benches which to work and cabinets full of hand tools.



They had their logo for only 8 years. If you notice the plane is going in the opposite direction from the KCWG logo.

The Port Townsend School offers many classes from a host of more than 30 instructors, some of which we have had make presentations at the Guild.



The students that were in class the day I visited were at the end of the 12 week intensive woodworking program.

Students were working on their final design and build project.



The complete collection of the D.P. Sanborn Littleton pattern planes was very impressive.

I have signed up to take a chair making class in June, a good excuse to visit my daughter in Washington. Looking forward to the adventure in woodworking.


I met with Tim Lawson the Director of the school and Able Dances of the class instructors. They were kind enough to give a tour of their facilities and share thoughts of teaching woodworking. I was surprised how small the school the school was when compared to KCWG. A second look, there



-Erwin Kurtz

## Made By Members

-Anthony Harris




## Made By Members, Cont....



-Bob Libbey



-Craig Arnold



## Made By Members, Cont....



-D. Robidoux




-Gary Mielke



-Russ Amos



## Made By Members, Cont....




-John Van Goethem



-Joe Kong

-John Tegeler



## Made By Members, Cont....



-Rob Young



-Wand Holders



KCWG Open Shop Schedule for February 2016

Hour Beginning	9	10	11	12	1	2	3	4	5	6	7	8	9
1 Mon, Feb 01									Gary Strohm				
1 Tue, Feb 02	Jerry Thompson			Craig Arnold							Kara Paris		
1 Wed, Feb 03	Roger Bartlett										LC Meeting		
1 Thu, Feb 04	Erwin Kurtz				Gary Mielke						Hand Tool School		
											Intro Basic Woodworking		
1 Fri, Feb 05										Andrew Carr			
1 Sat, Feb 06	Bill Lintner												
1 Sun, Feb 07		Chuck Saunders						Power Tool SIG					
Hour Beginning	9	10	11	12	1	2	3	4	5	6	7	8	9
2 Mon, Feb 08											Woodturners		
2 Tue, Feb 09	Jim Stuart			Ron Lomax			Jack Gtrgg			Roland Mohler			
2 Wed, Feb 10											Scroll Saw SIG		
2 Thu, Feb 11	Erwin Kurtz				Gary Mielke						Hand Tool School		
											Intro Basic Woodworking		
2 Fri, Feb 12										David Kraatz			
2 Sat, Feb 13	David Kraatz							Safety Orientation					
2 Sun, Feb 14		Rob Young						Mark Waugh					
Hour Beginning	9	10	11	12	1	2	3	4	5	6	7	8	9
3 Mon, Feb 15									Gary Strohm				
3 Tue, Feb 16	Jerry Thompson			Craig Arnold									
3 Wed, Feb 17	Roger Bartlett										General Meeting		
3 Thu, Feb 18	Erwin Kurtz				Gary Mielke					Kevin Thomas	Intro Basic Woodworking		
											Hand Tool School		
3 Fri, Feb 19										Brad Swaters			
3 Sat, Feb 20		Woodturner's Special Program											
3 Sun, Feb 21		Chuck Saunders											
Hour Beginning	9	10	11	12	1	2	3	4	5	6	7	8	9
4 Mon, Feb 22													
4 Tue, Feb 23	Jim Stuart			Ron Lomax			Jack Gtrgg			Roland Mohler	Wood Carvers SIG		
4 Wed, Feb 24											CNC SIG 6:30		
4 Thu, Feb 25	Erwin Kurtz				Gary Mielke						Hand Tool School		
											Intro Basic Woodworking		
4 Fri, Feb 26										David Kraatz			
4 Sat, Feb 27	David Kraatz												
4 Sun, Feb 28		Rob Young				Hand Tool SIG	Wayne Peterson						
Hour Beginning	9	10	11	12	1	2	3	4	5	6	7	8	9
5 Mon, Feb 29													





# Kansas City Woodworkers' Guild

Increase your Woodworking skill and knowledge



February, 2016, No. 2

**Find Us : KC Woodworkers' Guild  
3189 Mercier  
Kansas City, MO 64111-3631**

Next General Meeting : February 17, 2016.  
SIG: "Meet Your SIGs!"

Find us on the Web at [www.kcwoodworkersguild.org](http://www.kcwoodworkersguild.org)

Have a suggestion for the Guild? Idea for a program, clinic, workshop? Contact us using the emails to the right.



**"There is only one thing that makes a dream impossible to achieve: the fear of failure."  
— Paulo Coelho**

Position	Name
President : <a href="mailto:president@kcwoodworkersguild.org">president@kcwoodworkersguild.org</a>	Chuck Saunders
Vice-President : <a href="mailto:vicepresident@kcwoodworkersguild.org">vicepresident@kcwoodworkersguild.org</a>	Roland Mahler
Secretary : <a href="mailto:secretary@kcwoodworkersguild.org">secretary@kcwoodworkersguild.org</a>	Sharon Pugh
Treasurer : <a href="mailto:treasurer@kcwoodworkersguild.org">treasurer@kcwoodworkersguild.org</a>	Gary Mielke
Member-at-Large : <a href="mailto:memberatlarge@kcwoodworkersguild.org">memberatlarge@kcwoodworkersguild.org</a>	Kevin Thomas
Director of Events : <a href="mailto:events@kcwoodworkersguild.org">events@kcwoodworkersguild.org</a>	Bill Lintner
Director of Membership : <a href="mailto:membership@kcwoodworkersguild.org">membership@kcwoodworkersguild.org</a>	George Rexroad
Director of Communication : <a href="mailto:communication@kcwoodworkersguild.org">communication@kcwoodworkersguild.org</a>	Dick Kammer
Director of Sponsorship : <a href="mailto:sponsorship@kcwoodworkersguild.org">sponsorship@kcwoodworkersguild.org</a>	Craig Arnold
Director of Training : <a href="mailto:training@kcwoodworkersguild.org">training@kcwoodworkersguild.org</a>	David Kraatz
Director of Programs : <a href="mailto:programs@kcwoodworkersguild.org">programs@kcwoodworkersguild.org</a>	Toby Liu
Director of Assets : <a href="mailto:assets@kcwoodworkersguild.org">assets@kcwoodworkersguild.org</a>	Erwin Kurtz
Director of Safety : <a href="mailto:safety@kcwoodworkersguild.org">safety@kcwoodworkersguild.org</a>	Chuck Slagle
Newsletter Editor : <a href="mailto:newsletter@kcwoodworkersguild.org">newsletter@kcwoodworkersguild.org</a>	Brandon Mason
Web Master : <a href="mailto:webmaster@kcwoodworkersguild.org">webmaster@kcwoodworkersguild.org</a>	
Librarian : <a href="mailto:library@kcwoodworkersguild.org">library@kcwoodworkersguild.org</a>	John McKee
Historian : <a href="mailto:g.creek@att.net">g.creek@att.net</a>	Ann Creek