

Kansas City Woodworkers' Guild

Increase your Woodworking skill and knowledge

KCWG Sponsors
Check 'em out!

Members News

President's Corner

I heard an interesting phrase the other day:

God always forgives,

People will sometimes,

Nature never.

I thought it had a clever twist but the more I thought about it the more clear the truth became. Nature and the physical world will not cut you any slack. You mess up, you pay. Since we can't assume that nature will overlook our lapses or carelessness we must take on that burden ourselves. That, my friends, is called being safe. Safety is the act of thinking about the process and the consequences and determining the combination that leaves us whole. Chuck Slagle and Walter Murphy will cover the risks and safe usage

of chemicals in the pursuit of woodworking in our November program. Pay attention, take notes, and protect yourself because you are the person in charge of keeping you safe.

It's good to see things calm down after our hectic September. I want to thank everyone who manned the booth at Woodworking In America (WIA), and those who prepared the shop for Lie-Nielsen and the WIA Dinner. Both the Ben Hobbs and David Marks classes were well received and the Beginning Woodworking class is off and running. The Woodcarving SIG had their first meeting and meet on the last Tuesday of the month, come one come all.

This month we have a toy project to keep us busy, so keep your eyes

open and check your email. Don't forget, the Auction is less than a month away! If you have woodworking extras around the shop consider donating them to the auction and save your pennies so you are ready to win that coveted item from the auction. Remember to go Chicago style Bid Early. Bid Often. Tell your friends, their friends, their friends' friends. The more the merrier.

Thanks,

-Chuck Saunders, President



Dealing with Solvents and Other Volatile Finishing Materials

Chuck Slagle and Walter Murphy will take us on a tour of the volatile chemicals we all use in bringing the lustrous finishes to our projects at the October general Guild meeting on Wednesday evening, October 21, at the shop.

Not all woodworkers have the same good sense regarding volatiles as they have regarding the wood under the saw bade. Are you taking unnecessary risks when finishing pieces?

How will you know if you haven't heard these two present?

Chuck has been a serious woodworker for 45 years and recently retired from the Safety Profession after 38 years. The presentation will focus on solvent knowledge basics, and on safety practices that reduce risk and exposure in their use. Learn what you can do to insure a safe woodshop for you and your family.

Come. Applaud the project presentations. Eat cookies. Talk with friends and colleagues. Learn something. Bring a friend.

-Toby Liu, Program Director



Schutte Lumber
(816) 753-6262

Woodcraft Supply
(913) 599-2800

Metro Hardwoods, Inc.
(816) 373-1710

Andre's Tearoom
5018 Main St
Kansas City, MO 64112
816-561-6484

Eagle Jigs, L.L.C.
14221 Peterson Road
Kansas City, MO 64149

Santa Fe Glass
EVERYTHING IN GLASS
All six locations
800-371-4527

Apollo Sprayers
www.hvlp.com

Strasser Hardware
(913) 236-5858

Woodline
(800) 472-6950

Cedar Creek Sawmill
(913) 638-1173

Van-Ton John Van Goethem
913-631-1094

Katalyst GROUP INC.

Tom The Sawyer
Portable Sawmill Service
www.TomTheSawyer.net

SUPERIOR GRINDING LLC
KYLE ALEXANDER
3313 KAYTOWN RD
KAYTOWN, MO 64135
OFFICE: 816 561 8665
CELL: 913 638 2029
FAX: 816 561 8669
www.superiorgrinding.com

From the Shop

Another month has passed, summer is behind us and fall leaves are starting to show. It has been a great summer after the rains have stopped. The shop has been busy with extra projects, a couple great classes, with Ben Hobbs and David Marks, Makers Faire, Open House and the WIA dinner at the Guild just to hit the high lights.

Now we all need to start planning shop projects to fill the dreary time of the winter months. Questions always arise "what should I do?" should it be a gift for someone, or a new work bench for the shop, or try a new skill in wood-working. Dave Kraatz has some super interesting classes in building toys, veneering and marquetry if you are interested in developing new skills.

The Annual Turner/Woodworkers Auction is November 7th. Time to dig through your work shop looking for the little used or extra tools that are just taking up space

The Guild Grows

This past month our Guild grew to over 600 members. This growth was the results of several individuals joining and the Wood Carvers as a group joining the Guild. "Welcome everyone!" Each new member brings endless possibilities to the organization, so we are happy you've decided to join us.

And a leadership Position Opens

With the election of new officers in April, I will have served my tour of

and consider donating them to the auction. Some of you might find new work surfaces that have been hidden for years.

Recently the shop's **biscuit jointer** has gained some interest with members making table tops. One member asked how do I keep the jointed edges even when I'm gluing up my top? It was suggest he use biscuits to align the boards. He didn't know the Guild owned a biscuit jointer or how it is used. A little demonstration on marking locations of the biscuits and the proper use of the tool, he was able to successfully join the board and all of the top edges were even.

The point of the story is, get to know what tools the Guild shop has to offer. One of the shops strengths and benefits are the foreman who can help solve a problem or offer alternatives such as biscuits, pocket screw construction, and various wood joinery techniques.

duty and will turn the Director of Membership position over to another Guild member. If that might be you, I would like to train my replacement now so they will be ready to take over in April. With membership renewal in December through March being a very busy period, I would like some help processing of the renewals.

If you have any questions, please contact me by sending an email to Membership@kcwoodworkersguild.org or

Safety note

It has been observed that some members are using the table saw to rip rough lumber. As a reminder, only materials that have been properly jointed and straight edge maybe cut on the table saw. Lumber that is bowed, cupped or twisted can cause the blade to bind resulting in possible kick-backs. Ripping lumber that does not meet the standard for the table saw could be ripped using a portable circular saw "Skill Saw" or the bandsaw. Be careful the person you injure might be me!!

-Erwin Kurtz, Assets Director



talking to me at the shop.

-George Rexroad, Director of Membership



OCTOBER SPECIALS

4/4 WALNUT S2SSLR TO 25/32"

\$7.69 PER BOARD FOOT

4/4 RED OAK S2SSLR TO 25/32"

\$2.99 PER BOARD FOOT

4/4 HONEY LOCUST S2SSLR TO 25/32"

\$3.19 PER BOARD FOOT

4/4 RED ELM S2SSLR TO 25/32"

\$2.69 PER BOARD FOOT

4/4 CHERRY S2SSLR TO 25/32"

\$3.99 PER BOARD FOOT

4'X8'-3/4" BIRCH UV2 PLYWOOD

\$54.00 PER SHEET

STORE HOURS

MONDAY - FRIDAY 9:30-6:30

SATURDAY 9:00-4:00

SUNDAY CLOSED

4243 S NOLAND ROAD

INDEPENDENCE, MO

64055

816-373-1710

WWW.METROHARDWOODSINC.COM



OCTOBER SPECIALS

Keep your family safe with a working smoke alarm in every bedroom

While we've long suspected that many people don't know they need a smoke alarm in each bedroom, the questionnaire we posted last year confirmed those suspicions," said Lorraine Carli, NFPA's vice president of Outreach and Advocacy. "Fire Prevention Week presents the perfect opportunity to better educate the public about this potentially life-saving message."

According to NFPA statistics, half of all U.S. home fire deaths occur at night between the hours of 11:00 pm and 7:00 am, when people are most likely to be sleeping. Having a working smoke alarm in the

home cuts the risk of dying in a fire in half. These facts underscore the extreme importance of having working smoke alarms in all bedrooms.

"Because fires can happen when people are sleeping, having working smoke alarms in bedrooms is a critical element of home fire safety," said Carli, who notes that three out of every five U.S. home fire deaths resulted from fires in homes with no smoke alarms or no working smoke alarms. "Smoke alarms can make the difference between life and death in a fire by alerting people in time to escape safely, but they need to be installed in all the required loca-

tions, including all bedrooms, and they need to be working."

NFPA is excited to share this important information so everyone better understands the life-saving value of home smoke alarms. Visit NFPA's "[Smoke Alarm Central](#)" for more information.

-Chuck Slagle, Director of Safety



- 4/4 WALNUT S2SSLR TO 25/32"
\$7.69 PER BOARD FOOT
- 4/4 RED OAK S2SSLR TO 25/32"
\$2.99 PER BOARD FOOT
- 4/4 HONEY LOCUST S2SSLR TO 25/32"
\$3.19 PER BOARD FOOT
- 4/4 RED ELM S2SSLR TO 25/32"
\$2.69 PER BOARD FOOT
- 4/4 CHERRY S2SSLR TO 25/32"
\$3.99 PER BOARD FOOT
- 4'X8'-3/4" BIRCH UV2 PLYWOOD
\$54.00 PER SHEET

STORE HOURS

MONDAY - FRIDAY 9:30-6:30
 SATURDAY 9:00-4:00
 SUNDAY CLOSED
 4243 S NOLAN ROAD
 INDEPENDENCE, MO
 64055
 816-373-1710
WWW.METROHARDWOODSINC.COM



KCWG / KCWT AUCTION TIME
NOVEMBER 7, 2015



It is time to start thinking about the auction! Clean out your basements and garages. Collect all those tools that you haven't used in years and bring them in for a donation to the auction. Hit up any sponsors that might want to donate. The more tools and machines the better.

Please contact [Bill Lintner](#) with any questions.

Guild Venue for National Event

Popular Woodworking Magazine and their parent company F+W Media held their nationwide annual "Woodworking in America" at the Sheridan Hotel in Kansas City this year! The event was September 24-26. The show included classes by celebrity woodworking instructors and a marketplace of woodworking tools and accessories. Participants came from most of the 50 states and a few foreign countries. More than a dozen KCWG members attended the show. Tickets were not

cheap.

An add-on event to the wood show (at additional cost) was an authentic Kansas City barbeque dinner held in our shop at Kansas City Woodworkers' Guild. The event was sponsored by F+W media and catered by Jack Stack Barbeque. After dinner entertainment was provided by Roy Underhill (remember Roy Underhill?). Who knew that Roy was also a standup comedian? Roy even told a few off-color jokes that you won't hear on PBS.

Board member Kevin Thomas encouraged Chris Swartz and Megan Fitzpatrick of Popular Woodworking Magazine to consider the Guild as a venue. Attendees from across the country enjoyed a tour of our shop and made many positive comments.

-A Staff Reporter

Project: Toys for Children

The Guild will be assisting Growing Futures Early Education Center (Formerly Head Start of Shawnee Mission) by providing two sets of cars and trucks for each of the six classrooms. Additionally, we will be providing a train set for each of the 200 families in the program for their Holiday baskets.

Growing Futures Early Education Center is a not-for-profit organization providing quality early education opportunities and family support services for children in Johnson County, Kansas. Growing Futures opened its doors in 1965 as a Head Start summer enrichment program for 17 pre-school-aged children from low-income families. Today they serve over 200 low-income children and their families with Early Head Start and Head Start programs.

Growing Futures maintains a waitlist of more than 100 children who need services, but must do without because they do not have the funding to serve them. KC Woodworker Guild will be making a difference in the lives of these children and families.

Please Sign-Up to Assist Project Coordinator [Jim Lisson](#)



October 2015, No. 10

More Sponsors!

David Roth
Woodwork
913-481-9016

Intarsia By Day



Marquetry By Night

cbefroth@everestkc.net



Re-View
1235 Saline St
N. Kansas City, MO 64116



Wood By Design
(913) 962-0159

Initial Project Times are:

- Monday** - **October 19** 9:00 a.m. - 1:00 p.m. - 4 workers needed
- Wednesday** - **October 28** 9:00 a.m. - 1:00 p.m. - 6 workers needed
- Thursday** - **October 29** 9:00 a.m. - 1:00 p.m. - 6 workers needed
- Friday** - **October 30** 9:00 a.m. - 1:00 p.m. - 7 workers needed

The Sign-up link is posted on the Guild's [Current Projects](#) page on the web site under the ACTIVITIES button.

-Jim Lisson

Ongoing Improvements

Over the past several months we've been working on upgrading the Guild's [web site](#), and we think you might approve of the adjustments we are in the process of making.

First off, you might note that the HOME page is less cluttered. It comes up to a "slider" of several pictures programmed to change every few seconds. Next to that are buttons linked to the Guild Calendar, the Current and Next month's Open Shop Schedules, and to the Monthly Meeting page.

Under that is a note about "What's Current" (The November Auction), followed by a blurb on the next general meeting. And there's another slider below that with links to several of our sponsors.

The ABOUT US section now includes a completely revised "Tour the Guild" section, with more and bigger pictures and more inclusive captions. Show this section to your friends who might be interested in joining the Guild.

In the same area we have added a section on "KCWG in the Press". There are two articles there from *Popular Woodworking Magazine*, including one by Board Member Kevin Thomas and another on the Chris Schwartz Blog.

The "Sponsors" section under the MEMBERSHIP button now includes a table with the commer-

cial sponsors logos and contact information. Where applicable, there is a note about the benefits they bring to members patronizing them. (10% here, 20% there.)

The ACTIVITIES group gets a lot of editing since our classes, programs and events change frequently. We recently broke the section on our Special Interest Groups (SIGs) into separate buttons that appear when you mouse over their main button. The most recent addition there is for the Woodcarvers' SIG with pictures of their first meeting under Guild auspices, and a preliminary note on their big show (KC Elegance in Wood) coming up next March at John Knox Village.

At the bottom of the ACTIVITIES group is a new button labeled "Current Projects". We found there has been a disconnect between the time we announce a fundraising or community project and the point where it is completed. If you miss signing up to help right away, and delete the announcement, you might not be able to find the link to the SignUp page. Now there will be a brief note there with the link, and when you discover that, well, by gosh, you do have time you could give, then you can find the link.

We are in the process of upgrading the headshots of the Shop Foremen in the "Shop & Assets" section of the RESOURCES group and of the leadership group in the CONTACT US sec-

tion. Some of the pictures have been too small for showing the good looks of the members who form the mainstay of the organization, (for better or worse). You might also have noticed that the various sections related to specific directors now have the pictures of the directors at the top of the page.

One of the hallmarks of the Guild is the transparency of its leadership operations. In the MEMBERS ONLY AREA we have made an effort to keep up with posting the minutes of the board and the leadership committee, as well as the financial statements, committee policies, and other organizational forms and tools.

We understand that the web site can be responsible for drawing in new members. We hope that the redesign might be useful to our current members as well.

-Dick Kammer, Director of Communications



Handsaws and Hand Sawing – How to manage without a Band Saw, Chop Saw or Table Saw (mostly)

Interested in learning more about how to use handsaws in your projects? Then join us at the Hand Tool SIG on Sunday October 25th at 2pm in the KCWG shop. We will be discussing and demonstrating the use of Western handsaws for breaking down stock, cutting pieces to fit, making long rip cuts and even resawing to make bookmatched panels. A

key component of our discussions will be how the handsaw fits in with stationary power tools in the shop.

This program was originally scheduled for August.

-Rob Young.

Treasurer's Report

The Guild earned \$12,000 during the first three quarters of this year. We did that by successfully completing a large number of projects thanks to the hours of volunteered effort by our members. I want to thank all who participated. It's those volunteer hours that allow the Guild to keep the membership fees so low. For those who would like more detailed financial data a monthly report of cash flow is available in the [Members Only section of the web site](#). If you have questions or suggestions regarding the reports, please let me know.

During the fourth quarter of the year the major fundraiser is the Auction scheduled for November 7th. Please participate by donating tools that you no longer use. Soliciting donations from friends and businesses that have items that could be donated. Most importantly come to the Auction and bid often and generously.

And, of course, volunteering your help [now](#) and on the [day of the auction](#) is a big plus.

The Leadership committee is working on the budget for 2016. If you have recommendations for how funds should be allocated to improve the Guild, please [contact me](#) or [a member of the Leadership committee](#), and don't forget the other half of the equation, if you have suggestions on fund raising opportunities let a committee member know.

As most of you know the Guild rents storage space in the back room. The intended purpose of the space is to allow members to store projects while they are being completed. We want space available so that members do not have to haul projects between the shop and home while the project is being completed. For those members that currently have space rented it is your responsibility to:

- Keep the rent current
- To have the space marked with your Storage Space Rental Agreement.

If the rent is past due, or there is no Storage Space Agreement, and there is no project activity, we may (Oh, Dear!) conclude the wood has been abandoned and can be disposed of.

-Gary Mielke, Treasurer



FOG Pays Off

Who or what is FOG? Well, it is the mailing (actually emailing) list that the Guild maintains of **F**riends **O**f the **G**uild. The Guild maintains an emailing listing of members for the classified ads mailing, meeting notices, and general purposes. We also maintain an email listing of potential members, local woodworkers, and others who have expressed an interest in Kansas City Woodworkers Guild.

Jonathan Snyder of Anchorage, Alaska is on the FOG list. He received the August 11, 2015 Chimp Mail providing information about the Ben Hobbs

Walnut Chair Class that was held September 21-24. Based only on this one email from the FOG list, Jonathan became a Woodworker Plus member of the Guild so he could take the class. The revenue to the Guild was the \$440 for the class plus the membership fee.

New email addresses are added to FOG from the visitor roster and from those blue raffle entry slips that we collect at the Wood Show, Open House, and other events. Potential members and class students are motivated to fill out the blue slip in exchange for a chance to win a prize like an orbital sander or chisel set.

If you are hosting a Guild booth at an event, encourage Guild leadership to offer a prize so we can get new names for FOG. Remember, FOG pays off.

-A Staff Reporter

Woodworking in America 2015

This year *Popular Woodworking Magazine* brought their Woodworking in America to Kansas City. Coming along with it were many of the best-known woodworkers in the country. Names like Roy Underhill, Christopher Schwarz, Marc Adams, David Marks, and many more, all were sharing the fruits of their woodworking knowledge and skills.

In the Marketplace, you could catch up with old friends, like the gang from Lie-Nielson Toolworks. Others like Lee Valley, Scott Meeks, Bad Ax Saws, and even Vesper Tools from down under in Australia, were selling their wares to many a hungry woodworker. It was truly a woodworker's paradise. And the Kansas City Woodworkers' Guild was right in the middle of the action.

The Guild furnished workbenches for WIA's instructors to demonstrate their talents to

the eager woodworking masses. So the next time you're in the shop and using one of the Roubo benches or the Holtzapffel bench, remember they've been used by the likes of Jeff Miller, Marc Adams, and Phil Lowe. Maybe some of the skill will rub off on you.


Besides the workbenches, the Guild also played host to 125 attendees from all over, on Saturday night for WIA's BBQ dinner. This ticketed event allowed the Guild to show off our shop to those in attendance. Let me say that there were lots of oohs and aahs when they looked over our shop. The people attending all signed a sheet of plywood that was put out for just that purpose. Take a look at it the next time you're in the shop and know that many were jealous of your Guild.

The evening was capped off with a tall tale from the Woodwright himself, Roy Underhill.

Roy regaled all with the tale of the Normites and the dreaded CAPLOCKS, terrors of the online forums. It was some very funny stuff. You'll find a portion of this tale on the Kansas City Woodworkers' Guild Face Book page. Excuse the poor quality of the video but enjoy the humor.

Let me close by making a recommendation to you. If you ever have the chance to attend a future Woodworking in America show, take it. I learned about chair design from Jeff Miller and cabinetry from Marc Adams, and much more. The combination of the learning, the shopping, and the people, make it a very worthwhile experience. And you never know, you might meet someone famous.


-Kevin Thomas, Board Member-at-Large



Roy Underhill, with Kevin Thomas (Right)

Kansas City Woodworkers' Guild

Increase your Woodworking skill and knowledge



Good Deals at the Auction Require Big Prep Help – or – Volunteers Needed (Bill Needs You!)

Events Director **Bill Lintner is in a pickle.** He was recently sent off to Springfield, MO, on a construction job, but needs to pull together the Guild's Auction in just about 4 weeks. We have created a [SignUp](#) site for members to offer their services as cashiers (2), runners (3), loaders (2), spotters (2), or software operators (2) for the day of the auction.

In the meantime, Bill needs people to help round up some items for the auction. These are things we have been offered; we just need to pick them up. For that, he needs some people with a truck and trail-

er, able to lift some machinery.

For instance, member Jerry Jennings needs someone with a pickup to bring in some 6' lumber from Neosho, MO. Anyone with the requisite truck can contact Jerry at oldebaldy.2@sbcglobal.net or (816) 420-8213.

But, Jerry's not the only contributor who needs help getting material in. If you're willing to help, get in touch with Bill at events@kcwoodworkersguild.org.

The abrupt change in Bill's schedule has been totally unexpected, so any help would

be appreciated. If you will contact him, he will forward the emails he has received with the information for pickup.

-Bill Lintner, Events Chairman



Woodcarvers Welcomed at First SIG Meeting

This past month, we officially welcomed the Kansas City Woodcarvers into the Kansas City Woodworkers' Guild. After a considerable length of time discussing the move, the carvers began signing up as individual members and inaugurating their own SIG.

The Woodcarvers' SIG had its first meeting Tuesday, September 29, at the shop. Group president Bruce Knapp officiated at the meeting, introducing KCWG President Chuck Saunders who welcomed the carvers to the

Guild, introduced members of the leadership team and fielded questions from the members present.

Following a brief break, Bruce introduced Jim Brock who showed some of his cottonwood bark carvings and demonstrated his techniques.

On March 18-19 next year, the Carvers will present a major woodcarving event, *KC Elegance in Wood – Show and Sale* at the John Knox Pavilion in Lee's Summit. The event will feature a competition in multiple categories,

with some worthwhile money prizes.

The SIG currently meets the last Tuesday of the month and all members of the Guild are invited to attend. Visit the Carvers' SIG page on the web site at:


<http://kcwoodworkersguild.org/special-interest-groups/woodcarver-sig/>.

Continued on Next Page...

Woodcarvers Welcomed at First SIG Meeting, Cont...



Bruce Knapp addresses the first KCWG Woodcarvers' SIG




Jim Brock demonstrates bark carving.



One of the carving exhibits on display at the Woodcarvers' SIG September 29

Made By Members

-Andrew Carr




-Andy Krum



-Bill Kuhlman

Made By Members, Continued...

-Anthony Harris



-Bruce Knapp



All Photos
Courtesy Neal Ray Shoger

Made By Members, Continued...



-Bob King




-Rob Young



-Chuck Slagle



Made By Members, Continued...



-Craig Arnold



-Tim Locke



-Cliff Wieser


Made By Members, Continued...



-Kevin Granger



-Kevin Thomas



-Mike Resch



Made By Members, Continued...



-Craig Arnold



-Hallmark Project


-Ron Lomax



Made By Members, Continued...



-Dough Buell



-Mark Beggs

Made By Members, Continued...

-Fred Annhold



-Terry Van Dyke



-Rob Young



Made By Members, Continued...



-Kerry Jordan



-Louis Armstrong



-Rick Bywater

Made By Members, Continued...



-Jim _____



-Wayne Peterson



All Photos
Courtesy Neal Ray Shoger

-Paul Schurch

On-line Safety Test for KCWG Shop “Green Tag”

Today on-line testing is being used to evaluate skills for job openings at every rung of the career ladder from bank teller to executive level. To join this increasing trend, this month the KCWG is entering a new era with the Safety Orientation program, by moving to on-line testing. The requirements to receive a green safety name tag have not changed; just the manner in which the safety test is administered is changing.

In the last few months, a sub-team of the Safety Committee, headed by Jerry Stanley, has been reviewing companies and develop-

ing procedures for this new on-line safety testing program. This new on-line testing program opens up a number of innovative methods to expand our program. We can add video, pictures, and new machine tests for everyone to take faster than we have in the past. According to Chuck Slagle, Director of Safety, This new testing method provides greater access and a better testing experience for our members. In addition we can expand our capabilities to provide video and pictures in the testing environment, I believe that we will be able to enhance our members learning experience.

A [Link](#) to the test will be located on the Guild web site, however, to be able to take the test it will require a password. The participant will be able to log on and off of the test over time, and know the results before arriving at the Safety Orientation. They will be able to receive a print-out of their score, and the questions, if they miss some questions, they bring it to the class.

As it is currently done, incorrect questions will be discussed with each participant to correct to one hundred percent.

– Chuck Slagle

2015 SAFETY ORIENTATION CLASS SCHEDULE

Date	Time	Instructor	Test Grader
Sunday, January 18	2:30 pm	Rob Young	Kevin Thomas
Saturday, February 21	2:30 pm	Chuck Slagle	Roland Mohler
Saturday, March 21	2:30 pm	Roland Mohler	Chuck Slagle
Saturday, April 25	2:30 pm	John E. Johnson	Kevin Thomas
Sunday, May 17	2:30 pm	TBA	Erwin Kurtz
Saturday, June 20	2:30 pm	TBA	Jerry Stanley
Saturday, July 18	2:30 pm	John Johnson	Erwin Kurtz
Saturday, August 22	2:30 pm	Roland Mohler	Jerry Stanley
Sunday, September 20	2:30 pm	Mike Jones	Erwin Kurtz
Sunday, October 25	2:30 pm	Mike Jones	Roland Mohler
Saturday, November 21	2:30 pm	Chuck Slagle	Kevin Thomas

KCWG Open Shop Schedule for October 2015

Hour Beginning	9	10	11	12	1	2	3	4	5	6	7	8	9
1 Thu, Oct 01	Erwin Kurtz				Gary Mielke					Basic Woodworking 6:30-9:30 / Sketchup 7-9			
1 Fri, Oct 02													
1 Sat, Oct 03	Bill Lintner												
1 Sun, Oct 04		Chuck Saunders											
	9	10	11	12	1	2	3	4	5	6	7	8	9
1 Mon, Oct 05				Craig Arnold					Gary Strohm				
1 Tues, Oct 06				Craig Arnold							Kara Paris		
1 Wed, Oct 07	Jerry Thompson										Leadership Comm.		
2 Thu, Oct 08	Erwin Kurtz				Gary Mielke					Basic Woodworking 6:30-9:30 / Sketchup 7-9			
2 Fri, Oct 09										David Kraatz			
2 Sat, Oct 10	David Kraatz			Bud Schenke									
2 Sun, Oct 11		Rob Young						Mark Waugh					
	9	10	11	12	1	2	3	4	5	6	7	8	9
2 Mon, Oct 12											Woodturners		
2 Tue, Oct 13	Jim Stuart			Ron Lomax			Jack Gregg			Roland Mohler			
2 Wed, Oct 14											Scroll Saw SIG		
3 Thu, Oct 15	Erwin Kurtz				Gary Mielke					Basic Woodworking 6:30-9:30 / Sketchup 7-9			
3 Fri, Oct 16										Brad Swaters			
3 Sat, Oct 17	Bill Lintner / Also Building Wooden Toys												
3 Sun, Oct 18		John Johnson					No Power Tool SIG						
	9	10	11	12	1	2	3	4	5	6	7	8	9
3 Mon, Oct 19				Craig Arnold					Gary Strohm				
3 Tue, Oct 20				Craig Arnold							Kara Paris		
3 Wed, Oct 21	Jerry Thompson										General Mtg		
4 Thu, Oct 22	Erwin Kurtz				Gary Mielke					Basic Woodworking 6:30-9:30 / Adv Sketchup 7-9			
4 Fri, Oct 23										David Kraatz			
4 Sat, Oct 24	Kansas City Woodturners Program / Also Intro to Scroll Saw												
4 Sun, Oct 25		Rob Young				Hand Tool SIG	Safety O	Wayne Peterson					
	9	10	11	12	1	2	3	4	5	6	7	8	9
4 Mon, Oct 26	Toys for Kids Project												
4 Tue, Oct 27	Jim Stuart			Ron Lomax			Jack Gregg				Woodcarvers SIG		
4 Wed, Oct 28	Toys for Kids Project										CNC SIG 6:30		
5 Thu, Oct 29	Toys for Kids Project						Jack Gregg			Basic Woodworking 6:30-9:30 / Adv Sketchup 7-9			
5 Fri, Oct 30	Toys for Kids Project									Jack Gregg			
5 Sat, Oct 31	Gary Mielke			Jack Gregg									



Kansas City Woodworkers' Guild

Increase your Woodworking skill and knowledge



October 2015, No. 10

**Find Us : KC Woodworkers' Guild
3189 Mercier
Kansas City, MO 64111-3631**

Next General Meeting : October 21st, 7:00pm KCWG Shop

Find us on the Web at www.kcwoodworkersguild.org

Have a suggestion for the Guild? Idea for a program, clinic, workshop? Contact us using the emails to the right.



Next Safety Orientation

Saturday, October 25th, 2015, 2:30pm at the KCWG shop.

Members, bring your waiver and completed test to get qualified to use the KCWG Shop!

Position	Name
President : president@kcwoodworkersguild.org	Chuck Saunders
Vice-President : vicepresident@kcwoodworkersguild.org	Roland Mahler
Secretary : secretary@kcwoodworkersguild.org	Sharon Pugh
Treasurer : treasurer@kcwoodworkersguild.org	Gary Mielke
Member-at-Large : memberatlarge@kcwoodworkersguild.org	Kevin Thomas
Director of Events : events@kcwoodworkersguild.org	Tim Locke
Director of Membership : membership@kcwoodworkersguild.org	George Rexroad
Director of Communication : communication@kcwoodworkersguild.org	Dick Kammer
Director of Sponsorship : sponsorship@kcwoodworkersguild.org	Craig Arnold
Director of Training : training@kcwoodworkersguild.org	David Kraatz
Director of Programs : programs@kcwoodworkersguild.org	Cliff Schuette
Director of Assets : assets@kcwoodworkersguild.org	Erwin Kurtz
Director of Safety : safety@kcwoodworkersguild.org	Chuck Slagle
Newsletter Editor : newsletter@kcwoodworkersguild.org	Brandon Mason
Web Master : webmaster@kcwoodworkersguild.org	
Librarian : library@kcwoodworkersguild.org	John McKee
Historian : g.creek@att.net	Ann Creek



Sept 25-27 2015
Crown Center, KCMO

Learn more about past conferences and watch for updates about the 2015 conference:

www.woodworkinginamerica.com

**"There is only one thing that makes a dream impossible to achieve: the fear of failure."
— Paulo Coelho**