



The Basics of Wood Carving submitted by Cliff Schuette

Mac Dressler, a long time Kansas City Woodworkers Guild member and local restoration professional, will lead us through the basics of carving. You will learn how to develop and transfer patterns to your project in order to begin the carving process. Next, you will be guided to think about the wood you will be carving, and what you should be looking for in

order to maximize your efforts. Of course proper tools including chisels will be considered. (Don't visit Mac's shop if you are prone to chisel envy.) Finally, Mac will talk about and demonstrate basic techniques for carving. Carving can add an artistic dimension to your wood-working and it is a skill that has many facets. Join Mac in seeing how easy it can be.



Presidents' Corner submitted by Rob Young

Got Junk? Seem to hear a lot of radio ads for companies that will (for a fee of course) cart away your "junk". Looking around my home shop area I noticed it has begun to accumulate what some might call "junk". Those little scraps of precious wood left over from a project or small tools that just aren't getting used like I imagined when first acquired. So instead of calling and paying for a junk run, I started sorting into piles. A pile to burn, a pile to give away and a pile for the KCWG shop.

Every Open Shop I'm reminded of the myriad number of little things it takes to keep the shop functioning. I tell new members they should plan to bring their own square, marking and measuring tools. The shop has a

few of each but they are hard to share between 7 or 8 on-going projects. And more than once, even though we try to keep a selection of various sandpaper grits on hand, it happens that the last sheet or disk of the grit you need was used up last Open Shop period. And Erwin can't magically produce new stock. This is why we suggest that people follow the "take a penny - leave a penny" philosophy with the shop supplies.

So while you are cleaning out for Spring, make your own pile of "junk" that members at KCWG Open Shop could use. Ask Erwin or the other Foremen what nick-nacks people keep searching for in the cabinets and maybe your "junk" pile at home can find a new home. Now, where did I leave that pack-

age of 80 grit paper I don't need any more and those little machinist squares? And why did I think it was a good idea to buy two gallons of glue at the same time?

SPONSORS WHO OFFER DISCOUNTS UP TO 10% WITH YOUR MEMBERSHIP CARD.



Apollo Sprayers
www.hvlp.com



Schutte Lumber
(816) 753-6262



Woodcraft Supply
(913) 599-2800



Metro Hardwoods, Inc.
(816) 373-1710



American Grinding & Sales
(816) 561-1776



Overland Tool, Inc.
7905 Nieman Road, 66214
913-599-4044



Merit Industries
913-371-4441 or
800-856-4441



All six locations
800-371-4527

Kansas City Woodworkers' Guild
&
Kansas City Woodturners

OPEN HOUSE

Come join us and tour our Shop
Open for all woodworkers of any skill level
This is the place to learn and refine your skills

*Free & Open
to the Public!*



3189 Mercier
Kansas City, Missouri

Just off of 31st Street,
between Southwest Trfwy
and Southwest Blvd.



Demonstrations thru-out the day...

Bandsaw Box Hand Tools CNC Router
Scroll Sawing Toolmaking

Woodworking with Small Children

Bring your kids for tool play - any age

Visit our Sponsors' booths Refreshments Available

Saturday
June 22, 2013
10 a.m. to 4 p.m.

More info: www.KCWoodworkersGuild.org

Wood Words

Events submitted by Tim Locke



Open house:

The KCWG and KC Turners Open House is scheduled for Saturday June 22, 2013 from 10:00 am to 4:00 pm. Featured are the following:

Bill Johnston's famous "Woodworking With Children"

Cedar Creek Saw Mill will have rough cut lumber for sale

Dave Kratz will be presenting wood working fundamentals

The Scroll Saw SIG will have demonstrations

Brisket Lunch will be served
Members projects displays

Volunteer's needed for the following:

Display and explain projects completed or nearly completed.

Shop Clean up prior to the open house at a date to be announced

Shop Crawl

If you are interested in opening your shop up for member tours, please let Tim Locke know a range of Saturdays available. We would like to consider late July or early August. Interesting fabrication methods, special tooling, finishing booths, or material handling innovations might be of great interest to fellow

wood workers.

Annual Fund Raising Auction

We are planning our fund-raising auction for early November. We need a few hard working members to assist in soliciting, picking up and organizing donations. This does not happen automatically and requires tenacious effort. SO if you are looking for a way to contribute your valuable time to the guild please send a note or call Tim Locke.

From The Shop submitted by Erwin Kurtz

The shop has been a busy place this last month with bird houses, briefcases, benches and tables for Overland Park Arboretum. With all that activity the Shop is in need of a good cleaning. There is no better time than the day before the Guild's Annual Open House. Mark your calendar for Friday June 21st at 6:00 PM. There



will also be an opportunity on Friday to help set up for the Open House on Saturday June 22. It's your Guild to show off. Cleaning the shop is everyone who uses the shop responsibility. Allow extra cleanup time if you have been using the thickness planer or jointer. Inform the foreman if the dust collector bags need to be emptied, and then assist him in completing the task.

The library is in the process of moving from the cramped quarters in front to the spare classroom next to the kitchen. The library is not complete yet but is functional for finding books and magazines. The audio/visual cabinet is

yet to be completed along with patching and cleaning the floor. The room will also function as a classroom for demonstrations and training. When finished it will provide a comfortable place to find and read articles, watch DVD's, and converse with fellow woodworkers.



Strasser Hardware
(913) 236-5858



Woodline
(800) 472-6950



Cedar Creek Sawmill
(913) 638-1173



White Crane Images
Neal Shoger
(816) 781-4000



Wood By Design
(913) 962-0159



Andre's Tearoom
5018 Main St
Kansas City, MO 64112
(816-561-6484



Eagle Jigs, L.L.C.
14221 Peterson Road
Kansas City, MO 64149



Re-View
1235 Saline St
N. Kansas City, MO 64116

Van-Ton

John Van Goethem
913-631-1094



Custom Woods LLC
1-800-BUNKBED

Superior Grinding

619 W. 33rd St.
Kansas City, Missouri
(816) 985-5450
SuperiorGrinding@sbcglobal.net

David Roth
Woodwork
913-481-9016

Intarsia By Day




Marquetry By Night

Tom The Sawyer
Portable
Sawmill Service

www.TomTheSawyer.net

chefroth@everestks.net

MEMBER PROJECTS




12 8 2
10 13
1 5
1 11



- 1) Blanket Chest by Gary Mielke
Made with white oak
Finished polyurethane
- 2) Side Table by Gary Mielke
made with cherry
- 3) Bandsaw Box by George Rexroad
Made with walnut, maple, hickory
Finished with general acrylic
- 4) Box by John Tegeler
made with mahogany, walnut, bird's eye maple
finished with Danish oil
point of interest sliding dovetails
- 5) Jefferson Lap Desk by Russ Amos
made with fiddle back mahogany, veneer on
Baltic birch
finished with shellac & wax
- 6) Grand Pianos by Spring Fisk
made with basswood
point of interest scroll saw
- 7) English Square by Wayne Peterson
made with cherry
- 8) Clip board by Dana Sipes
made with sassafras & red oak
finished with Armour seal
Point of interest used computer-controlled
router for name
- 9) Cutting Board by Roland Mohler
made with walnut, chery, maple
finished with mineral oil
- 10) American Doll Highchair by Erwin Kurtz
made with oak
finished with water poly
- 11) Tool Chest by Rod Hansen
made with cypress
finished with analine dye, milk paint, tung oil
point of interest Chris Schwartz article
challenges: new finish technique, dovetailed skirt &
dust shield
- 12) Roubo Bench & Moxon Vise by Ron Hansen
made with maple, bench crafted hardware
finished with linseed oil
point of interest great clamping options
- 13) Scroll Saw Portrait by Spring Fisk
- 14) Box by Kevin McAndrew
made with pine
finished with Danish oil
point of interest hidden space
challenges gluing magnets
- 15) Box by Craig Arnold
made mahogany, hickory, ebony
finished with Garnett shellac, Danish oil
point of interest wood hinges, continuous grain,
resawn top/bottom
challenges finger joints

MEMBER PROJECTS



SHHHHHHHH submitted by Barry Pennington

The Library is coming soon to a guild near you. We have a great start on our new library and would like to thank a few people. Let us start with Erwin Kurtz. Without his Leadership, Skills, and Guidance this project would not be taking place. We are also lucky that we have an active Library Committee that has put in many hours and newcomers are always welcome. Let me start with CJ Scheppers, Larry Settle, Keith Doel and Brad Swaters who have all contributed time to the project of getting us moved and functional in our new location. We are located in the east classroom, between the hallway and the

kitchen.

We will have a easier and quicker process for checking out books in the new library, so stay tuned. During the membership meeting, stop by and take a look at the progress. We will keep a stock of recent magazines available for browsing and checking out. Also, Walter Murphy has donated a copier so you can take info home without checking something out. Walter has also donated the greatest portion of our books by far and for that we say "thank you" Walter. Keep in mind, those of you who have donated your magazines to our library assist the Guild in generating

revenues through surplus magazine sales and that help us to keep operating, so a big thank you to those who have donated!

The new library will have a DVD and VHS capability. As we move forward we will have increased capabilities with the use of our multi-media center/ library.

Also, our supportive leadership committee, who gave a project of great magnitude the attention it deserves and we thank you. In addition, this is no doubt a good time to thank Chuck Lynn, whose vision becomes reality with this move.



YOUR "HELP WANTED!" submitted by Jim Stuart

How many times have you heard or read that regarding a Woodworkers Guild project? Our dues are not enough to cover the cost of the Guild in operation. Therefore, we need to engage in fund raising projects when they present themselves. As I write this there are at least three Guild projects under way to bring in revenue to help keep the

doors open:

- The Briefcase project
- The Overland Park Arboretum tables and benches project
- The Awards plaque project.

While some of the projects are worked on during the weekday, managers of these

projects will try to have more evening and weekend work sessions. Volunteer your time and you might just learn some new woodworking skills, or maybe just get some practice on skills you already possess.

The way to get the most out of belonging to the Guild is by giving to the Guild.

THE WAY TO GET
THE MOST OUT
OF BELONGING
TO THE GUILD IS
BY GIVING TO
THE GUILD.

Power Tool SIG submitted by Chuck Saunders

Power Tool SIG meeting for May focused on the topic of Wood Planers. We assembled a collection of planers ranging from the 6" hand fed Craftsman to the 30" Whitney,

looking at the differences in construction and how changes affect wood preparation.

Due to Father's Day there will not be a Power Tool SIG meeting in June

Next meeting July 21st
3:00pm - Welding



Woodshop Housekeeping submitted by Chuck Slagle

Sloppy work conditions can lead to unsafe conditions and a lack of pride in the Guild Shop, or your home shop. Each time you work in the Guild shop or your shop, take a few minutes to clean up after you are done working in the shop.

Problems caused by poor housekeeping include:

Slips from slick floor areas and walking on sawdust covered floor surfaces.

Trips from objects or materi-

als that someone left in walkways and work areas.

Cuts and bruises caused by poorly stored materials, overhanging or protruding objects, haphazard spotting of pallets, and use of aisles for storing equipment and materials in the shop.

Good Housekeeping:

Eliminates accident or slip and fall causes


Helps control damage to guild equipment from falling off cluttered benches.

Encourages safer work habits.

By cleaning up after each shop session, it reduces the amount of cleanup required.

Provides the best use of shop space.

Housekeeping is more than just sweeping and cleaning, it is the most critical part of maintaining a safe work environment in the shop. A clean shop is a safe shop!



Eyes on the Blackboard submitted by Mark Waugh

Remember, you need your **Green Card** to use the shop for any of our training opportunities. You can do this by signing up early and completing your written test before attending the **SAFETY TRAINING ORIENTATION** scheduled on Sunday, July 31st at 3 PM. **BASIC BAND SAW BOX CLINIC with John Tegeler**

John Tegeler will be holding a **Basic Band Saw Box Clinic** on Saturday, July the 27 at 9 AM and again at 1 PM. This basic band saw box clinics will focus on the techniques needed to cut and assemble a basic band saw box. It will not be fancy (i.e no 'Goo-Ga's per Mr. Anthony) but will allow you to build the skills needed to plan, cut & assemble a band saw box so you can design

your own.

Cost

For Sawdust Makers and General Members (that have their **Green Card**)

\$25 Material Fee -Total cost \$25

Date: Saturday July 27 9 AM & 1 PM

Class size is limited to 4 students per class (2 classes for a total of 8 students). Tuition Payment holds your place in the class.

Beginning Box Class with Ron Lomax

Ron Lomax will be starting a **Beginning Box Class** starting Thursday July 25 from 6-9 PM for 9 weeks. This Class will focus on building 3 boxes that will advance all your woodworking skills, leading to greater accuracy

and creativity in every woodworking project.

Cost: For Sawdust Makers and General Members (that have their **Green Card**)

Course Fee is \$130 and a \$30 Material Fee - Total cost \$160

Woodworker Plus and above Course Fee is \$104 and a \$30 Material Fee - Total cost \$134

Dates: Thursdays July 25 through September 19, 6-9 PM

Class size is limited to 8 students. Tuition Payment holds you place in the class.

Advanced Box Class with Ron Lomax

Ron Lomax will be starting an **Advanced Box Class** starting Tuesday July 23 from 6-9 PM for 5 weeks.

This is an follow up to the Beginning Box class and will consist of building a box that will uses many of the skills from the first class (but more complex) and then the student will design and build a box of their own. Since this is an advanced class you will select your stock and mill it for your project. If you wish to use some thing other than the domestic Hard Woods in stock you are free to source your own stock based on what your finances can handle.

Cost:

For Sawdust Makers and General Members (that have their **Green Card**)

Course Fee is \$100 and a \$30 Material Fee - Total cost \$130

Woodworker Plus and above

(Continued on page 9)

Eyes on the Blackboard submitted by Mark Waugh

(Continued from page 8)

Course Fee is \$80 and a \$30 Material Fee - Total cost \$110

Dates: Tuesdays July 23 through August 20 6-9 PM

Class size is limited to 8 students. Tuition Payment holds your place in the class.

Step up your Game Clinic

Dovetails I (Part Uno) Come spend a little time with our own Rob Young as he starts you on a Journey into Joinery with Dovetails I (Part Uno) on Saturday, July 13th from 10-4. He will cover information on pins, tails, and the all-important Ratio Angles. This is a Free Clinic from the guild but your instructor could use a beverage after class.

Clinic Description

This clinic will focus on the most basic of hand-cut dove-

tails, the through dovetail in square stock. Any member of the Kansas City Woodworkers' Guild is welcome to attend; a Green Card is not required. With some good luck and a little bit of skill, participants will be able to complete a small box.

Clinic Skill Level

This clinic is intended for the beginning to intermediate hand tool woodworker or any woodworker looking to expand their skills. Be prepared to work quickly and accurately.

Cost: Free Clinic

Date: Saturday July 13 10:00 AM - 4 PM Limited to 6 students (If you sign up, please show up....or we will have to talk about it!)

To sign up for any of these classes or clinics see Mark Waugh or email training@kcwoodworkersguild.org

In closing, I need to hear from **you folks** about what **YOU** would like to see come to the guild as far as Clinics, Classes and Workshops. There are no wrong ideas just non-discussed ideas. In addition to the listings mentioned above, I have a few others in the works, but like fine wine, they take time to develop (and get produced).

With that said, *please* become involved with your guild and help and/or learn to work out the details for putting on the training programs. If you are interested with assisting (a little or a lot based on your circumstances) call, email anytime or see me at the meetings.

Lets go play in the shop!

Mark Waugh

training@kcwoodworkersguild.org

Sawyer at (816) 896-5170, through e-mail at TomTheSawyer@gmail.com, or through his website: www.TomTheSawyer.net.

David Dresnick is President and CEO of Superior Grinding. Dave and his team offers blade sharpening of all types including saw blades, dado blade sets, router bits, shaper cutters, jointer and planer knives...essentially any tool a woodworker might come across. Take your blades and bits to Dave at his shop located at 619 W. 33rd Street in Kansas City, Mo. and receive 20 percent off your sharpening when you show your valid Guild Membership Card. Superior Grinding also sells replacement tools by manufacturers such as Amana, Freud, Freeborn, Bosch, CMT, and Whiteside just to name a few. Call Superior at (816) 985-5450.

Please remember to show your Guild Membership Card when you shop with Guild sponsors. Please, don't assume the sponsor knows you're a Guild member. When you show your Guild Membership Card you not only save money but also reinforce the value of the sponsor's investment in the Guild.

Please welcome Tom and David as Guild sponsors and shop their businesses!

Sponsor's Corner submitted by Craig Arnold

The Guild welcomes two new sponsors this month: Tom the Sawyer and Superior Grinding.

Tom Hogard is the primary sawyer at Tom the Sawyer—Portable Sawmill Service. Tom offers sawmill services at your site or his home in Eudora, Kans. His Timberking B-

20 bandsaw mill handles logs up to 32 inches in diameter and up to 20 feet long. His normal service area covers 13 counties in the KC metro. Tom also offers free site visits to evaluate your logs and potential milling sites. Guild members receive 10 percent off when you show your valid Membership Card. Contact Tom the

Upcoming Events submitted by Cliff Schuette

Mark your calendars for the following programs through December 2013. Any changes will be noted at the earliest possible date. If you have a request for a topic and/or speaker be sure to contact Cliff Schuette, Program Chair.

June 19 Program – Introduction to Wood Carving for Woodworkers, Mac Dressler, Professional Woodworker and Restorer, Liberty, MO

July 17 Program – The Benefits and Uses of Hand Tools and the Moxon Vise, Stuart Brown, owner of Tudor

Woodworking, Kansas City

August 21 Program – Building the Dulcimer, Dave Kraatz, KCWG member

September 18 Program - Japanese Inspired Furniture and Craft Using Traditional Tools, Brian Holland, owner b.Holland&co

October 16 – Building a Chair at the Andy Chidwick Woodworking School,

Cliff Schuette, KCWG Member

November 20 – So you want to use Inlay in your Woodwork Projects? Ron Lomax,

KCWG Member

December 18 - Christmas Dinner



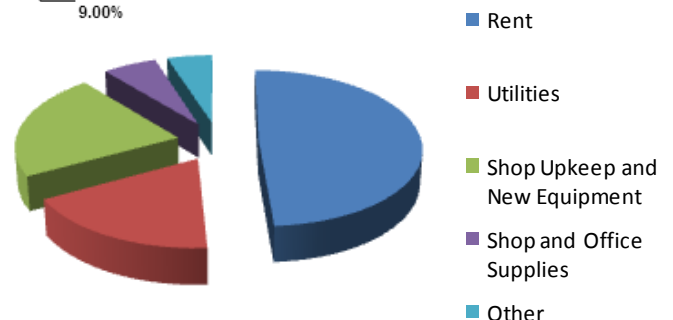
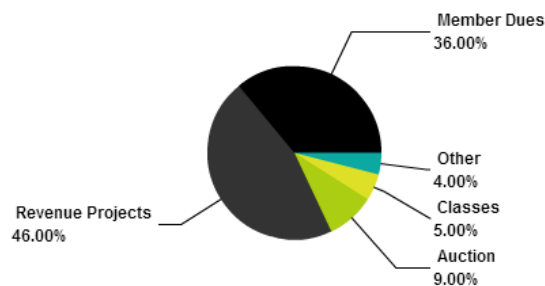
Counting Beans submitted by Gary Mielke

Before we get into the financial update check out this website:

www.woodworkingformeremortals.com. [Woodworking for mere mortals](#) has videos and plans for projects. I thought it was interesting and I liked the web name.

Now here are some financial percentages that you may find interesting.

Membership dues will not cover the Guild fixed expenses (rent and utilities). We need revenue projects to make ends meet. It's important for you to volunteer to help on those projects when the call goes out.



WE NEED
REVENUE
PROJECTS TO
MAKE ENDS
MEET.

OFFICERS

All email addresses end with

[@kcwoodworkersguild.org](mailto:kcwoodworkersguild.org)

President: Rob Young

(785) 218-5636

[President@](mailto:President@kcwoodworkersguild.org)

Vice President: Chuck Saunders

[Vicepresident@](mailto:Vicepresident@kcwoodworkersguild.org)

Secretary: Gary Creek

913-262-7413

[Secretary@](mailto:Secretary@kcwoodworkersguild.org)

Treasurer: Gary Mielke

[Treasurer@](mailto:Treasurer@kcwoodworkersguild.org)

Member at Large: James Stuart

(479) 616-9188

ALSO

Cub Reporter: John Tegeler

Library: Barry Pennington

Newsletter Editor: Ian Newlin

[Editor@](mailto:Editor@kcwoodworkersguild.org)

Webmaster: Ian Newlin

[Webmaster@](mailto:Webmaster@kcwoodworkersguild.org)



Increase Your Woodworking Skill and Knowledge

KANSAS CITY WOODWORKERS' GUILD

The Kansas City Woodworkers' Guild is a great source of information for every level of woodworker from amateur to professional. At monthly meetings, members can improve woodworking techniques and skills through hands on demonstrations, guest speakers and discussions.

The Guild supports its own Woodworking Shop, publishes a monthly newsletter with articles of interest, reports of events, notes, & comments, sends out for sale/wanted ads and sponsors' specials by E-mail. Many of our sponsors give members special prices and/or discounts on purchases of select tools and materials.

DIRECTORS

Assets: Erwin Kurtz

(816) 352-1188

[Assets@](mailto:Assets@kcwoodworkersguild.org)

Communication: Ian Newlin

[Communication@](mailto:Communication@kcwoodworkersguild.org)

Membership: George Rexroad

[Membership@](mailto:Membership@kcwoodworkersguild.org)

Events: Tim Locke

(816) 392-9889

[Events@](mailto:Events@kcwoodworkersguild.org)

Safety: Chuck Slagle

[Safety@](mailto:Safety@kcwoodworkersguild.org)

Sponsorship: Craig Arnold

[Sponsorship@](mailto:Sponsorship@kcwoodworkersguild.org)

Training: Mark Waugh

(913) 636-7900

[Training@](mailto:Training@kcwoodworkersguild.org)

Programs: Cliff Schuette

[Program@](mailto:Program@kcwoodworkersguild.org)

