



## Water Based Finishes

Jim Baney will be discussing water based finishes.

## Presidents' Corner submitted by Rob Young

With our clocks reset and early darkness in the evenings it finally seems right for the season. Time to head to the shop and work on your holiday gifts. I got some of mine done but others will have to wait until February to be completed as I'll be away at the South Pole for work again this year. Chuck Saunders, your KCWG Vice President will be running the show for the November, December and most likely the January meetings. Please show him the respect and consideration you have shown me this past year. And if you think that last sentence was difficult to write you should try saying it out loud with a straight face. Nearly didn't make it through that one without falling out of the chair.

The annual KCWG & KCWT auction has just completed and it once again can be declared a success. Lots of used goodies came out from shops and basements to join with lots of

donated new goodies from sponsors and members alike. Tim, Bud, Jerry and many, many others worked hard again to keep you entertained and should be congratulated when you see them at the next general meeting. And make sure you let Tim know of your plans for the Holiday Dinner in December, our last meeting for 2012.

Looking forward to 2013, think of all the things you want to learn and do. This is a good time of the year to start making plans for new projects, new tools (toys?) and learning new techniques and methods. Jim Baney will be presenting waterborne finishing at our November meeting. Waterborne finishes aren't exactly new, but they are probably going to be our future as finishes with toxic ingredients and solvents become less and less available. The old standbys will still be with us but learning how to make the new for-

mulas work is a laudable goal. The Finishing SIG recently started by Chuck Saunders is going to be a huge asset to the membership as time passes and we all learn (or re-learn) methods.

Enjoy your plans for 2013 and remember your successes and failures in the shop during 2012 so that you can grow in your craft. See you in 2013!

**Schutte Lumber**  
(816) 753-6262

**Woodcraft Supply**  
(913) 599-2800

**Metro Hardwoods, Inc.**  
(816) 373-1710

**American Grinding & Sales**  
(816) 561-1776

**Overland Tool, Inc.**  
7905 Nieman Road, 66214  
913-599-4044

**Merit Industries**  
913-371-4441 or  
800-856-4441

**Santa Fe Glass**  
All six locations  
800-371-4527

**Apollo Sprayers**  
[www.hvlp.com](http://www.hvlp.com)

**Strasser Hardware**  
(913) 236-5858

**Woodline**  
(800) 472-6950

**Cedar Creek Sawmill**  
(913) 638-1173

**White Crane Images**  
Neal Shoger  
(816) 781-4000

**Wood By Design**  
(913) 962-0159

**Andre's Tearoom**  
5018 Main St  
Kansas City, MO 64112  
(816-561-6484

**Eagle Jigs, L.L.C.**  
14221 Peterson Road  
Kansas City, MO 64149

**Re-View**  
1235 Saline St  
N. Kansas City, MO 64116

**Van-Ton**  
John Van Goethem  
913-631-1094

**Custom Woods LLC**  
1-800-BUNKBED  
[www.1800bunkbedkc.webs](http://www.1800bunkbedkc.webs)

## Wood Words

---




### **CSI: YOUR ASH TREES** submitted by member Jack Gregg.



Dying ash trees. Winding S-shaped tunnels just under the bark. Small D-shaped holes on the trunk. These clues helped scientists uncover the presence of emerald ash borer (EAB) a deadly ash tree killer, in Missouri in July 2008. Since the 1990s, EAB has destroyed millions of ash trees in at least 15 states. Help stop its spread. For more information about EAB, visit the following cooperative web site:

[www.eab.missouri.edu](http://www.eab.missouri.edu). If you believe your ash tree is infested with EAB, call toll free 1-866-716-9974.

# MEMBER PROJECTS



Trivet by Russ Amos, made with red oak & walnut, finished with poly



Dining Room Table and Chairs by Jim Bany made of cherry, finished with water based poly



Wedding Guest Jigsaw Puzzle by Scott Engelmann, made of 1/4" Baltic birch



Mountain Dulcimer by Ken Grainger made with walnut, western red cedar and bone, finished with lacquer



Chair Part by Kevin McAndre made with white oak, finished with Java gel stain gun oil challenges with mortise, screw holes and stain



Box by Bill Nagle Made of red oak, finished with spray poly

# MEMBER PROJECTS



Ball in Bottle by Jim Ramsey  
made of walnut, finished  
with shellac



Football Bowl by Jim Ramsey,  
made from ash



½ Size Table by Tom Smoller  
made of poplar/veneer, finished  
with wipe on poly, point of inter-  
est is the open/close mechanism



# MEMBER PROJECTS



Mammoth Ivory Box by Anthony Harris



Plaque by Bill Nagle, made of oak & plywood finished with paint & spray poly



-Chippendale Stool by Cal Hobbs made of mahogany finished with shellac point of interest done as guild class



-Three Boxes (Ron Lomax's class) by Craig Arnold a) cherry, walnut, stick from parking lot and romax



b) cherry, finger joints

c) oak

-Router Plane Box by Craig



-




-Marquetry Tool Box by David A Roth, made with Baltic birch



-Band Saw Box by Jim Ramsey, Made of ash & rosewood Finished with shellac

# MEMBER PROJECTS



-Stickley Tabouret by Kevin Thomas Made of white oak  
Finished with ammonia fumes, shellac



-Dressing Table by Ron Lomax  
made with walnut, poplar  
drawers, general finishing  
arm-r-seal  
point of interest is curved  
front



-Epic Logo by Spring Fisk  
made from Baltic birch,  
jatoba finished with amber  
shellac points of interest are  
first real job, first use of shel-  
lac  
challenges were it took 21  
hours the day it was due,  
shellac stuck and glue

## OFFICERS

All email addresses end with

[@kcwoodworkersguild.org](mailto:info@kcwoodworkersguild.org)

**President:** Rob Young

(785) 218-5636

[President@](mailto:RobYoung@kcwoodworkersguild.org)

**Vice President:** Chuck Saunders

[Vicepresident@](mailto:ChuckSaunders@kcwoodworkersguild.org)

**Secretary:** Gary Creek

913-262-7413

[Secretary@](mailto:GaryCreek@kcwoodworkersguild.org)

**Treasurer:** Greg Muller

[Treasurer@](mailto:GregMuller@kcwoodworkersguild.org)

**Member at Large:** James Stuart

(479) 616-9188

## ALSO

**Cub Reporter:** John Tegeler

**Library:** Barry Pennington

**Newsletter Editor:** Ian Newlin

[Editor@](mailto:IanNewlin@kcwoodworkersguild.org)

**Webmaster:** Ian Newlin

[Webmaster@](mailto:IanNewlin@kcwoodworkersguild.org)



## Increase Your Woodworking Skill and Knowledge

KANSAS CITY WOODWORKERS' GUILD

*The Kansas City Woodworkers' Guild is a great source of information for every level of woodworker from amateur to professional. At monthly meetings, members can improve woodworking techniques and skills through hands on demonstrations, guest speakers and discussions.*

*The Guild supports its own Woodworking Shop, publishes a monthly newsletter with articles of interest, reports of events, notes, & comments, sends out for sale/wanted ads and sponsors' specials by E-mail. Many of our sponsors give members special prices and/or discounts on purchases of select tools and materials.*

## Upcoming Events and Important Dates

November Program – Jim Baney, Water Based finishes

December Program – Holiday Dinner

January Program – Nilus Orth (or designee) Using the Horizontal Router Bushton Manufacturing

February Program – Chuck Slagle, Shop Safety

March Program – Dave Kraatz

## DIRECTORS

**Assets:** Erwin Kurtz

(816) 352-1188

[Assets@](mailto:ErwinKurtz@kcwoodworkersguild.org)

**Communication:** Ian Newlin

[Communication@](mailto:IanNewlin@kcwoodworkersguild.org)

**Membership:** George Rexroad

[Membership@](mailto:GeorgeRexroad@kcwoodworkersguild.org)

**Events:** Tim Locke

(816) 392-9889

[Events@](mailto:TimLocke@kcwoodworkersguild.org)

**Safety:** Chuck Slagle

[Safety@](mailto:ChuckSlagle@kcwoodworkersguild.org)

**Sponsorship:** Craig Arnold

[Sponsorship@](mailto:CraigArnold@kcwoodworkersguild.org)

**Training:** Mark Waugh

(913) 636-7900

[Training@](mailto:MarkWaugh@kcwoodworkersguild.org)

**Programs:** Cliff Schuette

[Program@](mailto:CliffSchuette@kcwoodworkersguild.org)

