




Presentation by Dave Kraatz SUBMITTED BY IAN NEWLIN

Get ready for another "Fun in the Workshop" presentation from Dave Kraatz. He will describe how to build the skills required to complete a tapered leg table.



Dave's presentations are always fun and focus on building basic skills through small projects using easily accessible woodworking tools.

As a followup to the program, on Saturday the 21st of July, Dave will be around the shop to help you build your own copy of this table. Be there at 9am to see him demonstrate the procedures and jigs. Following the demo you can use open shop to

build your own, and ask Dave all the questions you like.



President's Corner SUBMITTED BY ROB YOUNG

Once again we welcome back Dave Kraatz for another one of his "Fun In The Workshop" presentations and projects. This time we get to see Dave make tapered table legs, a fancy curved table top and drawer fronts with angles and curves. And if we all behave and ask nice, perhaps a bit more mortise and tenon joinery. All of this with his basic tool kit and the aid of power tools common in the home shop and abundant in the Guild Shop! And don't forget that Dave will be hosting a Saturday clinic for those interested in building this table. Be sure and ask Dave lots of questions and make him sweat the details during his presentation. He enjoys the challenge, really, he does.

The month of June brought us the start of hot weather, ear-

ly crop harvests and our annual Open House. We had displays of projects big and small, wood turning demonstrations courtesy of the Kansas City Wood Turners, how to do woodworking with small children (it still puzzles me as to which glue is appropriate for gluing together small children and how much clamp pressure to apply), and demonstrations of dovetailing, project layout, band-saw box making and more. And for the first time in many years, NO RAIN the day of Open House. Fred Jones, (Cedar Creek Sawmill, another KCWG sponsor) brought us a trailer full of locally cut lumber to choose from and good prices and graciously donated several pieces to the KCWG/KCWT auction coming in November and for use in future clinics, workshops and classes. We had Overland Tool and

Woodcraft present to help separate you from your money with deals on tools and woodworking supplies. Remember that many of our sponsors treat us to discounts on all the goodies we need for our projects. And especially, the goodies we don't need, but just want.

Speaking of clinics, workshops and classes, we have started a monthly series of clinics called "Step Up Your Game". These will be single topic clinics on a Saturday morning (the next clinic will be Saturday July 14th at 9:30am) where we go over fundamental skills in woodworking. The first was in June with Chuck Saunders where he covered the ins-and-outs of starting with a rough cut piece of lumber to having clean, straight pieces

(Continued on page 7)

PLEASE PATRONIZE OUR SPONSORS WHO OFFER DISCOUNTS UP TO 10% WHEN YOU SHOW YOUR MEMBERSHIP CARD.

	Schutte Lumber (816) 753-6262
	Woodcraft Supply (913) 599-2800
	Metro Hardwoods, Inc. (816) 373-1710
	American Grinding & Sales (816) 561-1776
	Overland Tool, Inc. 7905 Nieman Road, 66214 913-599-4044
	Merit Industries 913-371-4441 or 800-856-4441
	All six locations 800-371-4527
	Strasser Hardware (913) 236-5858
	Woodline (800) 472-6950
	Cedar Creek Sawmill (913) 638-1173
	White Crane Images Neal Shoger (816) 781-4000
	Wood By Design (913) 962-0159
	Andre's Tearoom 5018 Main St Kansas City, MO 64112 (816-561-6484
	Eagle Jigs, L.L.C. 14221 Peterson Road Kansas City, MO 64149
	Re-View 1235 Saline St N. Kansas City, MO 64116
	John Van Goethem 913-631-1094
	Custom Woods LLC 1-800-BUNKBED www.1800bunkbedkc.webs.

Wood Words

Step up your game SUBMITTED BY MARK WAUGH & CHUCK SAUNDERS



Join Rob Young as he covers Surface Preparation for your projects. Covering sanding, planing, and scraping methods, and how they will affect the overall look of your project after applying the finish of your choice. This is a Free Clinic Saturday the 14 of July starting at 9:30 AM.

when the monthly Step Up Your Game clinic continues with Sharpening as the topic for the August 4th session. Learn how to sharpen those tools as you sharpen your skills. The clinic will start at 9:30 and go until around noon. Everyone is welcome to attend and clinics are Free!

Additionally, continue to "Step Up Your Game" Aug 4th

Renovations in the VA SUBMITTED BY KEN SOKOL

The big project is to renovate a building for the Veteran's Administration (VA) to treat female veterans and any vet with post traumatic stress disorder.

gether, Bank of America, the Veterans Administration, & Christmas In October.

I was contacted through *Christmas in October* because people knew I was a woodworker and a member of the Guild.

Major entities involved in the project include: Rebuilding To-

"MATERIALS FOR THE PROJECT WERE DONATED BY METRO HARDWOODS"



Powertool SIG SUBMITTED BY CHUCK SAUNDERS




Looks good as new.

In June we made rust go away. We tackled the cast iron table with a variety of rust removal techniques. There were wire wheels, abrasive pads, Barkeeper's Friend, Evaporust and PB Blaster.

3:00-5:00, we will start removing paint. Again we will use a variety of methods, come see which one works the best.

Now that we have removed the rust, this month July 15th



MEMBER PROJECTS




Jim Stuart has been working on these trophy bases as a fundraiser for the guild.



Cliff O'Bryan brought in pictures of this completed China Cabinet made of Walnut.



David Albright brought in his cherry shaker boxes and trays after finishing the recent John Wilson class.



David Roth created this jewelry box. It features a four way book match on the lid.



After completing the class at the KCWG Erwin Kurtz has this mahogany foot stool.



Erwin also displayed this ash box created for his daughter...to hold her cat's ashes.



Fred Damkroger finished this walnut chest with laquer.




Jerry Jennings displayed this mission table made of oak.



Jerry also had this ornate headboard made of walnut.

MEMBER PROJECTS



Jim Stuart also showed off this end-grain cutting board made of Walnut, Maple, Mahogany, and Purple Heart.




John Johnson completed this flag case for a friend. Made of chestnut and finished with Minwax Poly.



John Tegeler brought in this plant stand made of pine. I'm told it has a secret compartment.



Meredith Hart displayed this recipe box made of ash and walnut.



Meredith also brought in this maple and cherry end grain cutting board.



Walt Caplinger advised us to avoid full size pocket screws when making this bed from *American Girl* plans.



Willy Spangler shared more of his amazing scroll work puzzles and keyboards.



Mark Poltera finished this walnut and maple block plane with Tung Oil.

President's Corner

(Continued from page 1)


from which to start your project. Chuck covered such topics as dealing with wane or bark edges, flattening boards at the jointer, the use of the thickness planer and good technique at the table saw. All topics and techniques you can put into use during Open Shop and with your projects. Our next session will cover the basic steps in preparing a surface for finish including sanding, planing, scraping, managing "blotchy" woods and a bit on fixing the inevitable boo-boos. After that we have clinics planned on sharpening, finish choices, measuring and marking, wood selection and many more topics.

Marc Waugh is bringing us some good workshops and classes, most recently one with Ken Sokol on the building of oak frame-and-panel blanket chests. This class is under-way but if you are interested in a second offering, go tell Marc and Ken to do it again! And speaking of doing it again, Ron Lomax is going to have another of his "Three Box Classes" starting very soon. If you have a skill or project class in mind, tell us and we will find a place for it in our schedule.

Another recent event at the shop was the construction of a small bench to be installed at the VA Medical Center Honor Annex. The materials for the bench were donated by Meto Hardwoods (a

KCWG sponsor, thanks Jeff!) and the labor provided by Ken Sokol, Jim Baney, Erwin Kurtz & Jay Nichols. This facility is part of the women's health program and PTSD clinic at the VA. The bench was installed in a children's area decorated in a baseball theme. Talk to Ken, Erwin, Jay and Jim about their work on the bench.

It has been a busy June at the shop, even with the heat, and July promises to be just as busy with Open Shops, all kinds of projects, clinics, workshops and classes. Want to learn something? Tell us! Want to teach something? Tell us! Want to build something? Join us!



Beginning Machine Woodworking SUBMITTED BY MARK WAUGH

Thursday nights September 13, 2012 to December 13, 2012, 7:00 PM —10:00 PM. You will receive your green name tag during class (safety orientation and test). Class size is limited. Be sure you purchase the "Saw Dust Maker" or "Woodworker Plus" membership to be allowed to work in the shop. You will receive your green name tag during class (safety orientation and test). The class emphasis will always be on SAFETY! This is a "hands on project based" class where you will gain knowledge and skills in the safe use of machines and tools. You will learn wood identification and characteristics, how to read plans, project planning, beginning joinery, fastening, clamping, gluing, sanding, and finishing. You will be learning processes to build on by learning some basics in machine woodworking. Contact training@ to register

Triple Box Class SUBMITTED BY MARK WAUGH


This is a 9 week class, 3 hours per night, Tuesdays, Starting July 24, 6:30 PM to 9:30 PM. The tuition \$130.00 materials fees 30.00. Wooden boxes are a great way to learn woodworking. In a few short hours, you can make boxes for gifts or to sell that may

be treasured for a lifetime. Whether you are a beginning woodworker or have years of experience, the things you learn from making boxes will advance all your woodworking skills, leading to greater accuracy and creativity in every woodworking project. If there is enough

interest, Ron will schedule an advanced class after the Triple Box class is completed.

Space is limited so please sign up with Mark Waugh ASAP!

\$215+\$50
MATERIALS FEE,
TOTAL \$265
WOODWORKER
PLUS MEMBERS
\$172+\$50
MATERIALS FEE,
TOTAL \$222



OFFICERS

All email addresses end with

[@kcitywoodworkersguild.org](mailto:)

President: Rob Young

(785) 218-5636

[President@](mailto:)

Vice President: Chuck Saunders

[Vicepresident@](mailto:)

Secretary: Gary Creek

913-262-7413

[Secretary@](mailto:)

Treasurer: Vacant

[Treasurer@](mailto:)

Member at Large: James Stuart

(479) 616-9188

ALSO

Cub Reporter: John Tegeler

Library: Barry Pennington

Chuck Lynn has stepped down as librarian. Make sure and thank him for all he has accomplished in his work there. Additionally, make sure and welcome Barry Pennington as his successor.

Newsletter Editor: Ian Newlin

[Editor@](mailto:)

Webmaster: Brad Swaters

[Webmaster@](mailto:)



Increase Your Woodworking Skill and Knowledge

KANSAS CITY WOODWORKERS' GUILD

The Kansas City Woodworkers' Guild is a great source of information for every level of woodworker from amateur to professional. At monthly meetings, members can improve woodworking techniques and skills through hands on demonstrations, guest speakers and discussions.

The Guild supports its own Woodworking Shop, publishes a monthly newsletter with articles of interest, reports of events, notes, & comments, and sends out for sale/wanted ads and sponsors' specials by E-mail. Many of our sponsors give members special prices and/or discounts on purchases of select tools and materials.

Upcoming Events and Important Dates

Step up your game — July 14th

July General Meeting— July 18th

Kraatz table clinic — July 21st

Triple Box Class 1st class — July 24th

Take your safety test over the lathe and new sanding equipment. If not, August 1st, your name tag will turn white.

Step up your game — August 4th

August General Meeting— August 15th

Craig Arnold has arranged to be part of a fundraiser in combination with Macy's, and will be selling \$5 Shopping Passes for exclusive savings at Macy's on Saturday, August 25th. See Craig at the next few meetings for details and to purchase your Pass.

Beginning Machine Woodworking — Sept 13th

Auction — Nov 10th

DIRECTORS

Assets: Erwin Kurtz

(816) 352-1188

[Assets@](mailto:)

Communication: Brad Swaters

(816) 896-6284

[Communication@](mailto:)

Membership: Vacant

[Membership@](mailto:)

Events: Tim Locke

(816) 392-9889

[Events@](mailto:)

Safety: Chuck Slagle

[Safety@](mailto:)

Sponsorship: Craig Arnold

[Sponsorship@](mailto:)

Training: Mark Waugh

(913) 636-7900

[Training@](mailto:)

Programs: Tim Locke

[Program@](mailto:)