



Volume 25 Issue 1

January 09

Guild Meetings:

New Location

9701 W 67th St

Merriam, Ks 66203

DIRECTORS-OFFICERS:

President: Mike Jones
(816)204-6406
mike8227@sbcglobal.net

Vice President: John Johnson
(913) 642-0054
johnsonje@bv.com

Secretary: Shelly Taylor
(913) 341-2323
toushay929@gmail.com

Treasurer: Mary Ripka
(913) 381-6025
mripka@kc.rr.com

Events: Vacant

Communication: Kevin Thomas
(816) 941-8865
editor@kcwoodworkersguild.org

Sponsorship: Kevin McAndrew
(913) 381-5714
mcan4954@att.net

Membership: Cliff Bell
(816)792-0191
cbell@kc.rr.com

Training: Kara Paris
(816) 682-5622
karaparis@sbcglobal.net

Education: Bill Evans
(816) 847-2318
billevansgv@aol.com

Assets: Scott Engelmann
slnjengelmann@aol.com

Video: Don Kruse

Books: George Rexroad

Editor: Kevin Thomas
(816) 941-8865
editor@kcwoodworkersguild.org

Webmaster: William Johnston
webmas-
ter@kcwoodworkersguild.org

Wood Words

Kansas City Woodworkers Guild www.kcwoodworkersguild.org
Celebrating our 25th Anniversary

Next Meeting: Wed. January 21st at 7pm
Program: Jim Bany- "How I Cut Mortise and Tenons"

Sawdust: The Presidents Corner

Mike Jones



As I sit down to write my column each month, I usually read my previous month's column to remind myself of what I wrote so I don't repeat myself. I was especially tuned into my bit about our blessings and how far we have come in our new location. Boy, was that a jinx or what? As many of you may or may not know, we had a catastrophic flood in our Guild hall on December 22nd.

I was actually on my way down to the hall to meet Russ Amos so he could drop some things off that he was donating to the Guild. I was roughly 5 minutes away when I received the phone call from Richard Davis (the former President of the Woodturners); informing me that the pipes had broken sometime in the wee hours of the night, and all that water was standing on the floor of our beloved hall. Hundreds of gallons of water! As I walked through the door, my heart sank, and my first reaction was, "crap, my shoes are really going to get

wet!" Boy, was that an understatement! As I looked around the room, there wasn't any way to get in without literally diving in...please pardon the pun! Then it dawned on me. The Andre's bench parts were all still standing over in the corner of the room, in about 1 1/2" of water.

Thankfully, Russ jumped in with me, and we started scrambling to get everything up onto the tables that were still set up from the Christmas party, and laying things out to dry. At one point, it appeared the water was soaking up over my knees of my pants, so I left in the 2 degree weather and headed for home to get my rubber work boots, change my clothes and my socks and hauled back down with another shop vac to start getting the water out.

I frantically started making calls to everyone I could think of that was still in town and available to come down and help. I want to thank everyone who showed up to lend a hand, especially Russ Amos, Scott Engelmann

(Continued on page 2)

PLEASE PATRONIZE OUR
SPONSORING MEMBERS



www.Shop.MontereyWoods.com



Home Storage Solutions
(816) 916-6230



Liberty Hardwoods
(816) 231-0852



Paxton Woodcrafters
(816) 483-0659



PlansNow
www.PlansNOW.com



Schutte Lumber
(816) 753-6262



Strasser Hardware
(816) 236-5858



Klockit
800 556-2548



Wood By Design
(913) 962-0159



Woodcraft Supply
(913) 599-2800



Woodline
(800) 472-6950



Microplane
800 555-2767



Hartville Tools
www.hartvilletool.com



Klingspor's
www.woodworkingshop.com



Metro Hardwoods, Inc.
(816)373-1710



Cedar Creek Sawmill
(913)638-1173



American Grinding & Sales (816)561-1776



White Crane Images
(816) 781-4000

and several others who came down to help that evening or the next day to continue vacuuming water up. It was comically suggested that I should do the program for January on "Woodworking in Water." The irony is that Scott was battling his own flood in his basement at home, so he had immediate experience in disaster restoration.

I have been through basement floods several times before in my life, but not in an 8000 square foot room full of finished woodworking projects, boxes of magazines and countless other cardboard boxes of "stuff!" Everything on the floor of the storage closet was soaked, in many cases beyond saving. Fortunately, I was able to get all of our photo albums out and the wet photos out and drying before the damage was permanent.

Fast forward to this past weekend..... We had somewhere around 20 folks met at the hall and proceeded to take up the carpet in those areas where we had the OSB decking laid down, rented a floor scraper and started removing as much of the mastic as we could before noon. We also had a crew building more shelving in the closet and put everything back in the storage on shelves wherever possible. We were able to get everything done that we could get done before we are in there next Saturday to start working on fixing the damaged bench parts.

I can't say thank you enough to those that were able to come in and work and get things put back together. We have a lot of work ahead to get the Andre's benches redone and finished. I really need **EVERYONE** in the Guild to commit to spending at least 12 hours each on helping get the Andre's benches fixed, sanded and finished. When the time comes to call for volunteers to help, I would really appreciate each of you responding to the call to pitch in and help. If you can't find the time or just can't help, maybe you can think of other ways to contribute to the recovery. You be the judge on that one. This has been a humbling experience for me and many others that dealt with this mini-disaster, and I will continue to count our blessings not just for the great location that we enjoy, but the outstanding people that step in to make this the best Woodworking Guild in the country!

I also want to remind all of you that the Woodworking Show is coming on February 13, 14, and 15 (Super Bowl weekend), and we will have sign up sheets for all of you to sign up to work the booth, either doing demonstrations or just being there to represent the Guild. This is a great opportunity to put our best foot forward with the wood-

working community at large, and entice those who are not yet members to consider joining us. I look forward to seeing all of you at our January meeting, and I especially

FLOOD!!!

Water flooded our shop in the days just before Christmas due to a pipe break. When Mike Jones and Russ Amos first arrived on the scene, they waded into an inch and a half of water that filled the entire room and water was still pouring in through openings in the ceiling. The flooring that we installed and painted is ruined, of course, and some of the Andre's bench parts, particularly the uprights, were damaged. Several Guild members came to the rescue, including Mike Jones, Scott Engelmann, Russ Amos, Ken Sokol, Terry Stair, John Johnson, and John Van Goethem, who used wet-dry vacs to suction the water. Large fans and a commercial dehumidifier were left on overnight to help dry things up. Since then, many other members have helped tear up the carpeting. More work is yet to be done.


William Johnston and John Johnson, meanwhile, have met with the insurance adjuster and a claim has been filed for the damage incurred by the water. We'll know more about the results of the claim by the time of our next Guild meeting in January.

The Andre's Table and Bench Diaries

By Shelly Taylor

As most of you know by now, some of the Andre's bench pieces were damaged in the flood that occurred in December. The uprights were the most damaged and will have to be redone. Half of the seats and backs were exposed to the water on one edge and some caps and box frames were under water.

John Johnson will assess the damage once the pieces have dried out and we'll fix what needs to be fixed. Marcel has been notified of the mishap and was very understanding about it all. We hope to have everything ready to go to Andre's by February



The Woodworking Show



The Woodworking Show will be in Kansas City on February 13, 14, and 15.

The show contains the latest in woodworking tools and supplies as well as informative seminars and demonstrations.

This show provides the Guild an excellent opportunity to present our club to prospective members. We will be participating again this year at our booth. We need your help to make this a success.

1. Display items. Woodworking projects, jigs, etc. no matter how big or small.
2. Demonstrations. Demonstrate a skill, tool, or discuss a project. We have committed to provide nine 15 minute demonstrations as a part of the "strolling seminar" (new this year).
3. Volunteers to work in the booth.

Admission to the show is free for all volunteers.

Please contact **Jim Bany** at 913-341-3559, or jim-bany@aol.com if you are interested in participating.

Membership Benefits

It's that time of year to start considering renewal of your Guild membership. So here is a reminder of our 5 different levels of membership and their annual fees

Member - \$35

Benefits

- ** Demonstrations
- ** Exchange of Knowledge
- ** Fellowship
- ** Free access to the Guilds Video & Print Library
- ** Lectures and/or Demonstrations from Master Woodworkers
- ** Mentoring Program
- ** Monthly Newsletter
- ** Tool Reviews
- ** Safety Programs

- ** Community Service Programs
- ** Purchase Discounts
- ** Auctions

Senior (Over 65)- \$25

- ** All Regular Member Benefits

Student- \$15

Any **Full-Time** High School or College Student

- ** All Regular Member Benefits

Associate Member- \$50

An Associate Member is an Individual that is led through the Fellowship and Learning of the Guild to step up their Membership as a means of Thanks The following additional benefits will be awarded to these individuals as a Thank You from the Guild back to them as the Guild's way of saying Thank You for the additional support.

- ** All Regular Member Benefits- Plus:

** 20% discount on Guild Activities (trips, seminars, & training)

**20% discount on Guild Merchandise

Sponsor- \$100

- ** All Regular Member Benefits (for 1 person)- Plus:

** Advertisements in the Guild's Monthly Newsletter, the Guilds Website, and the Membership Directory

** Tax write off for yearly dues

** Access to Membership through Newsletter, Web Site, and Membership Directory.

Kansas City Woodworkers Guild

Mailing Address: PO Box 413922
Kansas City, MO 64141

Physical Address: 9701 W 67th Street
Merriam, KS 66203
www.kcwoodworkersguild.org



Meetings 3rd Wednesday of each month.

Please come & join our Guild: Regular Member \$35.00, Seniors 65 & older, \$25.00, Associate \$50.00, Student \$15.00, & Sponsors \$100.00.

Please PRINT & fill out survey to become a member of KCWWG for 2009!

Name _____

Address _____

City _____ State _____ Zip _____

Home # _____ Work # _____

Cell # _____ e-mail _____

New Membership _____ Renewal _____ Member since _____

Method of Payment: Cash _____ Check _____ Pay Pal _____ Other _____

Vocation: _____

Work: Full Time _____ Part Time _____ Retired _____

Favorite aspects of woodworking? _____

Woodworking skill level: Novice _____ Intermediate _____ Expert _____

Do you have your own shop? _____ Basement _____ Garage _____

Tell us about your shop _____

Your reason for joining the KCWWG? _____

What do you have an interest in learning? _____

What could you share or teach? _____

Interested helping with or working on committee _____

Other Hobbies? _____

Other Clubs or organizations? _____

Any positions held? _____

Distance willing to travel for an event? _____

Antique Tool of the Month

By Don Kruse

This month's tool is a scarce Victor no.14 combination plane made by the Bailey Tool Co. This plane was patented by Leonard Bailey on July 6, 1875. They were manufactured until 1880 when law suits with Stanley Tool Co. resulted in Bailey selling this Victor and his other Defiance line of tools to Stanley. Stanley continued selling them for a short time.

Bailey was the inventor of the lever cap and depth adjustment system that he licensed to Stanley. He started this new company because he was disappointed in the royalties he was receiving from Stanley. After he sold the plane part of his company to Stanley, he continued making other household items including a letter copying press.

Although it is called a combination plane, the only way that I have seen it set up is for cutting a 3/8 inch dado



TREASURY REPORT

(As of the End of 2008)

Beginning Balance as of 01/01/08- \$5,041.85

Income- \$ 41,238.22

Expenses- \$ 32,771.35

Net Increase to Cash- \$ 8,466.87

Ending Balance as of 12/31/08- \$ 13,508.72

Paid Members-

Senior-33

Regular-69

Associate- 6 , **Sponsor-** 6

Total Members- 114 + 5- **Lifetime Members**

Want to help cut guild monthly costs? Consider receiving the newsletter via email. It is faster and comes in color. If you are interested, please send an email to William Johnston at: johnston@everestkc.net, or add your email to the Attendance list at the monthly meetings.

Wanted Writers

Do you have a humorous story of your woodworking adventures? Or maybe you'd like to pass along a technique you've learned along the way? We are looking for stories or articles written by Guild members to publish here and on the Website. If you're interested, either email Bill Johnston at Johnston@everestkc.net or Kevin Thomas at kv1014@sbcglobal.net

Newsletter Deadline: 1st of the month:

Please send all submissions for articles, tips, want ads announcements and anything else to Kevin Thomas: 816 941-8865 email:

kv1014@sbcglobal.net

100 W. 96th Terrace, Kansas City, MO 64114

Wanted: Your Presentation

It you have a demonstration you'd like to share with the other members of the Guild, now's the time to step up. Bill Evans is putting together programs for the coming months and your help is needed. If you would like to put on a program or have an idea for a program please contact Bill at the next meeting or call him at 816-847-2318 or email at bille-vansgv@aol.com .

Member of the Month Bud Schenke



What is your specialty in woodworking? I started out building furniture, but now specialize in segmented woodturning.

How many years have you been woodworking? More than 40 years.

What is your favorite hand tool and why? Cabinet scraper. It adds the finishing touch to glueups.

What is your favorite wood to use and why? For woodworking it's red oak. It is easy for me to work with, and gives good results. For woodturning I like bloodwood for the dramatic contrast it offers when used with lighter woods.

What is the most favorite project you have built and why? Table and chair sets I built for my grandchildren. They all loved them and asked for additional chairs for when their friends came to play.

What is the best deal you have gotten on a woodworking tool? I bought the lathe I currently have at the AAW Symposium in Overland Park a few years ago. It was a demo, and I got it for less than cost.

What has been your favorite guild activity? The group workshops, such as working on the Andre's project. It is a good opportunity to interact with, and get to know other members, also learn new techniques.

What safety tips can you share with us? Always use push sticks near saw blades or revolving cutters. It's nice to have all your fingers in your old age



Christmas Party 2008



Neal Shoger is recognized with a Sponsor Membership for his many photos taken for the Guild




Everyone enjoys our new meeting space.



Dinner and Dessert is served.



2x4 Contest Winner- David Roth
Scroll-sawn Eiffel Tower Clock




2x4 Runner-Up- Aaron Menning
Oak picture frame with Fumed stain

Flood Clean-Up, January 3rd, 2009



A special Thanks to all those who came in and helped on Saturday the 3rd. There is much more work to be done. There is more cleanup work to do and Andre's benches to redo and finish. Your help is needed, so please help out at the next work session. Contact Mike Jones or John Johnson for when.



P.O. Box 413922
 Kansas City, MO. 64141

Meeting Minutes December 17th, 2008

News/Business:

The business of the day was party. It was time to show off our new space to those significant others in our lives. To prove that we had a legitimate place to be one Wednesday a month.

Everyone enjoy food and fun. An overflowing dessert table kept everyone's sweet tooth happy. It was truly a gathering befitting the season.

There was some actual business attended to by those gathered. First, there was the 2x4 contest which was won by perennial entrant, **David Roth**. David brought in a beautiful, scrollsawn Eiffel Tower clock. Runner-up was **Aaron Menning** with a Craftsman-style Oak picture frame featuring an ammonia-fumed stain.

Next up were the annual awards for Contributor of the Year, Lifetime Achievement, and Member of the Year. The Contributor of the Year went to **John Johnson** for all his work on the Andre's Table and Bench projects, that made our new space a real possibility. Great work, John.

Next was the Lifetime Achievement award which went to a very surprised **Ken Grainger**. Ken has been around since the beginning of the Guild and is still an active and valuable member.

Lastly, was the Member of the Year award. Voted on by all eleven Members of the Month, this is truly an award from your peers. This year's winner is **Ron Lomax**. Ron's name now appears on the Members of the Year plaque that we now have a wall to hang on.



John Johnson receives the Contributor of the Year award from Communications Director **Kevin Thomas**

Ken Grainger- Lifetime Achievement Award winner



Member of the Year- **Ron Lomax**



Not just a bunch of pretty faces! Members of the Year, **Chuck Slagle, Ron Lomax, Jim Bany, Wayne Wainwright, and Mac Dressler**

Calendar

Executive Meetings, 7:00pm 9701 W 67th St Merriam, Kansas 66203 In the Basement

Guild meetings, 7:00 pm 9701 W 67th St Merriam, Kansas 66203 In the Basement

Executive Meetings

Guild Meetings

2009

January 7th
 February 4th
 March 4th
 April 1st
 May 6th
 June 3rd
 July 1st
 August 5th
 September 2nd
 October 7th
 November 4th
 December 2nd

January 21st
 February 18th
 March 18th
 April 15th
 May 20th
 June 17th
 July 15th
 August 19th
 September 16th
 October 21st
 November 18th
 December 16th

All members are welcome at any board meeting. A call to one of the Officers is all that is necessary.